

**MID-LATITUDE GEOMAGNETIC INDICES
ASY and SYM**

(PROVISIONAL)

No.7

1996

MAY 1997

**DATA ANALYSIS CENTER FOR GEOMAGNETISM
AND SPACE MAGNETISM
FACULTY OF SCIENCE
KYOTO UNIVERSITY**

**MID-LATITUDE GEOMAGNETIC INDICES
ASY and SYM**

(PROVISIONAL)

No.7

1996

MAY 1997

**DATA ANALYSIS CENTER FOR GEOMAGNETISM
AND SPACE MAGNETISM
FACULTY OF SCIENCE
KYOTO UNIVERSITY**

Mid-latitude Geomagnetic Indices "ASY" and "SYM" for 1996 (Provisional)

1. Introduction

To describe the geomagnetic disturbance fields in mid-latitudes with high-time (i.e. 1 minute) resolution, a longitudinally asymmetric (ASY) and a symmetric (SYM) disturbance index are introduced and derived for both H and D components, that is, for the components in the horizontal (dipole pole) direction H (SYM-H, ASY-H) and in the orthogonal (East-West) direction D (SYM-D, ASY-D). The symmetric disturbance field in H, SYM-H, is essentially the same as Sugiura's hourly Dst index (Sugiura and Poros, 1971), although we use 1 minute values from different sets of stations and a slightly different coordinate system. Similarly, the ASY-H asymmetric disturbance component in H is close to the asymmetric indices proposed by Kawasaki and Akasofu (1971), Crooker and Siscoe (1971), or Clauer et al.(1983). The ASY-D used in this data book was introduced and discussed in Iyemori (1990) and Iyemori and Rao (1996). It has been shown that the variation of the asymmetric H component correlates well with the AE index (e.g. Crooker, 1972; Clauer and McPherron, 1980). The results of an examination of the correlation between the ASY-D and the AE indices or the IMF-Bz and a discussion of the meaning of these indices will be published in somewhere else. Although there exists rather a good correlation between both ASYs and the AE indices, it should be noted that there are some essential differences between them and we should be careful when we use the ASY indices as a monitor of disturbances in the polar region.

2. Method of derivation

Shown in Table 1 and Figure 1 are a listing of geomagnetic observatories used here and their distribution in the geomagnetic dipole coordinate system respectively. It should be noted that some of the stations used here (i.e. Fredericksburg, Boulder, Tucson, Memambetsu, Martin de Vivies and Chambon- la-Foret) are at higher latitudes than those used in the derivation of Sugiura's standard Dst index (i.e. Honolulu, Kakioka, Hermanus and San Juan). Only six of the stations are used for the derivation of each month, some stations being replaced by others depending on the availability and the condition of the data of the month. The combination of stations used is shown on the frame of each plot. The data are processed in units of one month. Therefore some gap in the magnitude is seen between successive months. The derivation procedure essentially consists of the following four steps:

- (1) Subtraction of the geomagnetic main field and the Sq (solar quiet daily variation) field to calculate the disturbance field component.
- (2) Coordinate transformation to a dipole coordinate system.
- (3) Calculation of the longitudinally symmetric component (i.e. six station average) and the asymmetric component (i.e. disturbance field minus the symmetric component).
- (4) Derivation of the asymmetric indices (i.e. the range between the maximum and the minimum asymmetric fields).

A detailed description of the derivation and the characteristics of the indices will appear elsewhere. The following is a rough explanation of each step of the derivation.

TABLE 1.

STATION NAME	ABB CODE	G.G. LAT.	G.G. LONG.	G.M. LAT.	G.M. LONG.	INVARIANT LAT.	ROTATION ANGLE
San Juan	SJG	18.4	293.9	29.1	5.2	32.5	-8.9
Fredericksburg	FRD	38.2	282.6	49.1	352.2	50.4	0.4
Boulder	BOU	40.1	254.8	48.7	319.0	49.1	2.5
Tucson	TUC	32.3	249.2	40.4	314.6	39.7	2.7
Honolulu	HON	21.3	202.0	21.5	268.6	20.2	0.5
Memambetsu	MMB	43.9	144.2	34.6	210.2	34.9	-16.1
Martin de Vivies	AMS	-37.8	77.6	-46.9	142.8	48.6	-32.4
Hermanus	HER	-34.4	19.2	-33.7	82.7	43.6	-10.1
Chambon-la-Foret	CLF	48.0	2.3	50.1	85.7	45.7	13.6

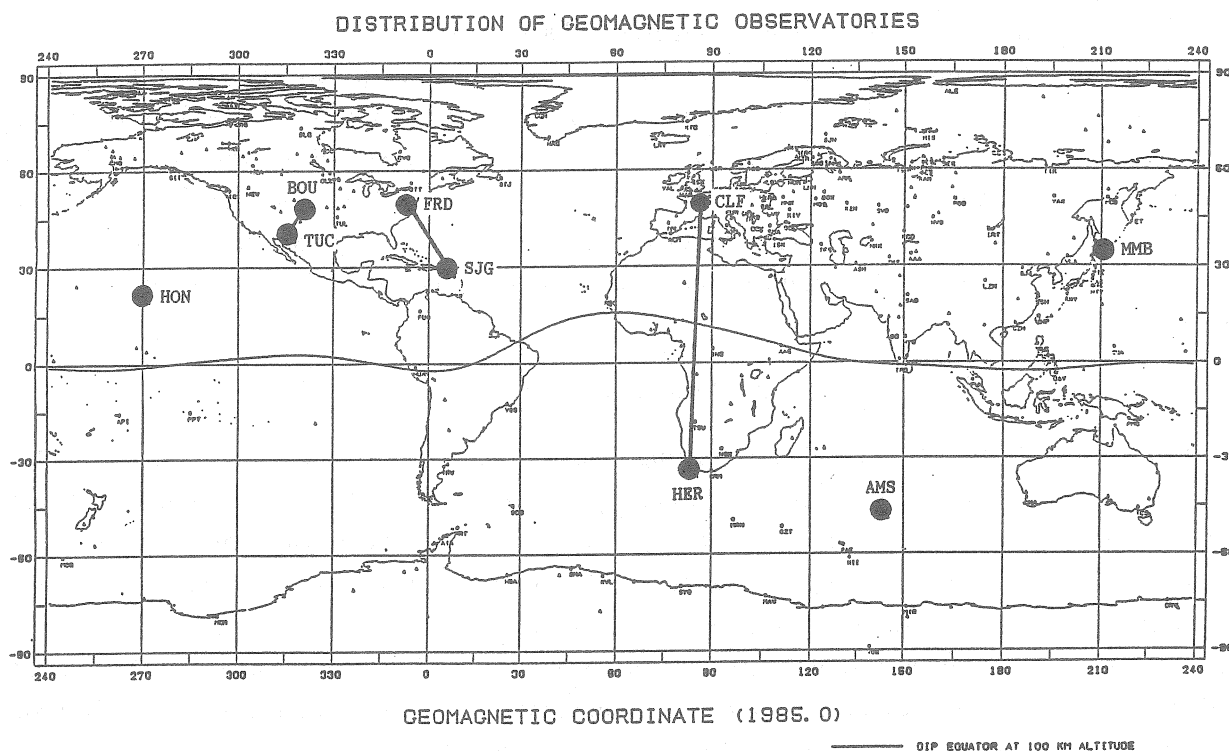


Figure 1. Data are obtained at the observatories shown by the solid circles. The stations replaced with each other are connected by solid lines.

Note: In this issue, the data observed at BOU and FRD stations were taken from RGON database which contains the provisional data without base-line control.

(1) Subtraction of the main field and the Sq field

The geomagnetic field consists of the main field, the solar quiet daily variation and the disturbance field. To get the disturbance field, the geomagnetic main field and the Sq field have to be subtracted. To calculate the base value including the Sq field, the data of international five quiet days are used. That is, the original data of the international 5-Q days of the month that include the Sq field as well as the geomagnetic main field are averaged every minute and fitted by B-spline functions. For some special cases where some of the 5-Q days are not suitable for the purpose because of missing data etc., another quiet day is selected from international 10 quiet days of the month. The period used for the quiet days is marked by the symbol 'Q' in the hourly value tables. The fitted values are then subtracted from original data to get the disturbance component.

(2) Coordinate transformation

In a geomagnetic storm period, the ring current is the main source of the disturbance field in the H component observed at mid-latitudes. As the ring current flows in the magnetosphere at a distance of several R_e (radius of the Earth) and in the equatorial plane, its geomagnetic effect should be nearly parallel to the dipole axis. On the other hand, the H direction at each observatory is generally different from the dipole pole direction because of the non-dipole component or local geomagnetic anomalies. Therefore the ring current effect is mixed into the D component. To minimize the ring current effect in the D-component, the data are transformed to the dipole coordinate system at each station. The differences between the dipole pole position and local geomagnetic direction are shown in Table 1.

(3) Calculation of the symmetric components SYM-H and SYM-D

The longitudinally symmetric component is calculated by averaging the disturbance component at each minute for the 6 stations. For the H component, a latitudinal correction is made on the averaged value to get the value (SYM-H) which corresponds to Sugiura's equatorial Dst index, that is, it is divided by the 6-station average of $\cos\theta_m$, where θ_m is the dipole latitude of each station, though the stations used, the coordinate system and the method to subtract the base value with Sq current effect are different from his method of derivation. On the symmetric component of D (SYM-D), we make no latitudinal correction at all.

(4) Calculation of the asymmetric disturbance indices, ASY-H and ASY-D

The asymmetric component at each station is obtained by subtracting the symmetric component from each disturbance field. For the H component, the symmetric part is subtracted after making a latitudinal correction assuming that the SYM-H represents the magnitude of the uniform field parallel to the dipole axis generated by the ring current. After subtracting the symmetric part, a latitudinal correction is made by multiplying the normalization coefficient for each station which is determined empirically as the standard deviations of the asymmetric variation for the 6 stations become equal.

The ASY-H and the ASY-D indices are defined as the range between the maximum and the minimum deviation at each moment for the H and the D component, respectively.

3. Explanation of the plots and hourly tables

Each frame of the plots in this data book covers a period of two days. The upper panel shows, from top to bottom, ASY-D, ASY-H (positive downward), SYM-D (thin line) and SYM-H (thick line). The lower panel shows the magnetic local time where the maximum (+) and minimum (-) asymmetric deviations are observed. For periods when one or more stations have no data, a dark bar with height proportional to the number of stations with missing data, is drawn at the bottom of the panel. A storm sudden commencement (SSC) and the start time of a solar flare effect (SFE) are indicated by solid and open triangles, respectively. The SSCs and SFEs are taken from the Solar Geophysical Data published by NOAA/NGDC. Cases where the highest quality of the SSC reported is 'C' or only one station reports an SFE are not indicated here. Therefore there may be many SSCs and SFEs not indicated by the symbols on these plots.

The hourly averaged value of the ASY-D and ASY-H indices are tabulated every month. The hourly SYM-H index is not tabulated to avoid confusion with the hourly Dst index. Instead of the tables of the SYM-H index, a comparison (i.e. the correlation plots) between the hourly SYM-H and the provisional Dst index is shown in Figures 3 (a)-(b). The hourly SYM-D index is also not tabulated because the stations are insufficiently well distributed to properly treat the symmetric disturbance of the D component. The quiet days used for the calculation of the base line are marked by a symbol 'Q'. Most of the days correspond to the international 5-quiet days.

4. Comparison with the AE indices and the Dst index

Figures 2-a and 2-b are examples of a comparison between the ASY and SYM indices and the auroral electrojet indices, AE. Figure 2-a shows a rather disturbed period and Figure 2-b shows a moderately disturbed period. From these plots, the qualitative similarities and the differences between the ASY and AE indices can be seen. The main qualitative differences are seen in the spectral characteristics and in the sensitivity to minor substorm activity. The ASY indices are more smoothly varying and it is rather difficult for them to reflect minor substorm activity in the polar region. A quantitative comparison will appear elsewhere. Users should be aware that the ASY indices should not be used as substitutes for the AE indices, although there are some similarities between them.

A comparison of the hourly SYM-H index with the provisional Dst index is shown in Figures 3 (a)-(b). We see some offset between the two indices which come from the difference in the method to determine the base values. The base value at each station is more carefully determined for the hourly Dst index taking into account the geomagnetic secular variation than for this provisional SYM-H index. The main difference between the 1 minute SYM-H and the hourly Dst index is the time resolution, and the effects of the solar wind dynamic pressure variation are more clearly seen in the SYM-H than in the hourly Dst index.

5. Future improvements

The indices plotted in this data book are provisional in the sense that the combination of the stations could be changed in future to get more stable results with minimum universal time and

seasonal dependence. It is necessary to continue the provisional derivation of the indices for some more years until the optimal method and the best combination of stations are established. The availability of the digital data could be changed and it will also be necessary to try to get the digital geomagnetic data from more suitable locations. Modification of the procedure for real-time derivation may also be necessary in future.

6. Post-Script files of the plots and WWW homepage service

The Post-Script files of the plots shown in the latest issue are available from anonymous FTP directory at our data center. The IP address and the directory are as follows:

IP address: 130.54.59.253 (swdcdb)

Directory: anonymous

Change directory is necessary after logging in as follows:

ftp> cd data

ftp> cd asyplot

Each file is compressed and has a name YYMMD1-D2.ps.Z (for example, 960221-22.ps.Z).

Files should be transferred in binary mode and uncompressed.

Plots with the AE indices for the period when both indices exist are also available from our home page:

<http://swdcdb.kugi.kyoto-u.ac.jp/>

Acknowledgments

The data used in this data book were kindly provided by the U.S. Geological Survey (HON, BOU, FRD, SJD, and TUC) through the World Data Center A for STP, the Hermanus Magnetic Observatory (HER), the Chambon-la-Forêt Magnetic Observatory (CLF), Institut de Physique du Globe de Strasbourg (AMS), and the Kakioka Magnetic Observatory (MMB). We also thank Prof. M. Sugiura and Dr. Z. Lewis for their useful comments on the preparation of this data book.

T. Iyemori, T. Araki, T. Kamei and M. Takeda

Data Analysis Center for Geomagnetism and

Space Magnetism, Faculty of Science,

Kyoto University, Kyoto 606-01, Japan.

TEL: 81-75-753-3929

FAX: 81-75-722-7884

E-MAIL: iyemori@kugi.kyoto-u.ac.jp

WWW: <http://swdcdb.kugi.kyoto-u.ac.jp/>

(May 1996)

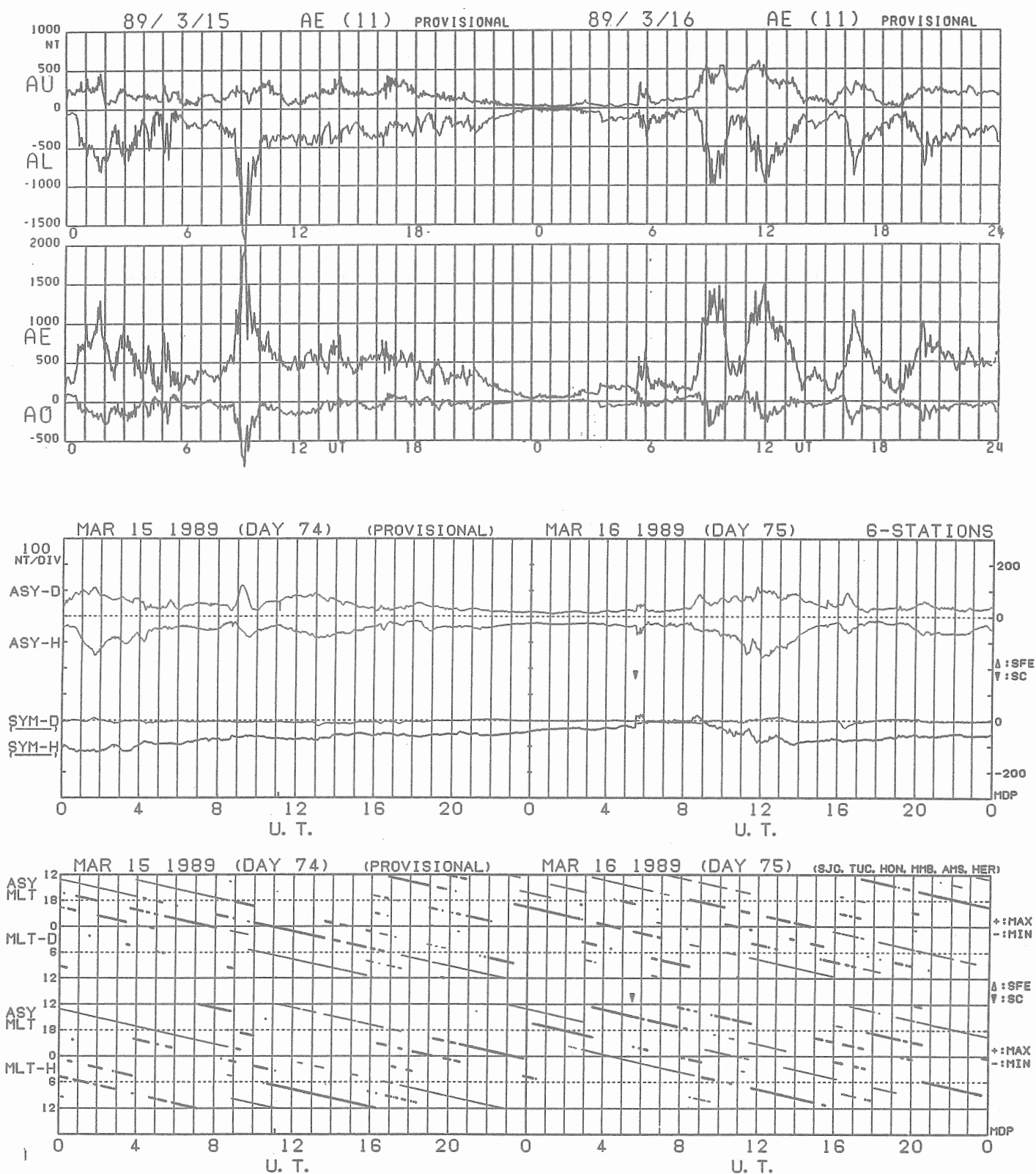


Figure 2a. An example of a comparison between the AE indices and the ASY and SYM indices of rather disturbed period. An SSC is indicated by a solid triangle. The magnetic local time at the station which gives the maximum or the minimum asymmetric deviation from symmetric disturbance is shown by a symbol + (thick line) or a symbol - (thin line), respectively.

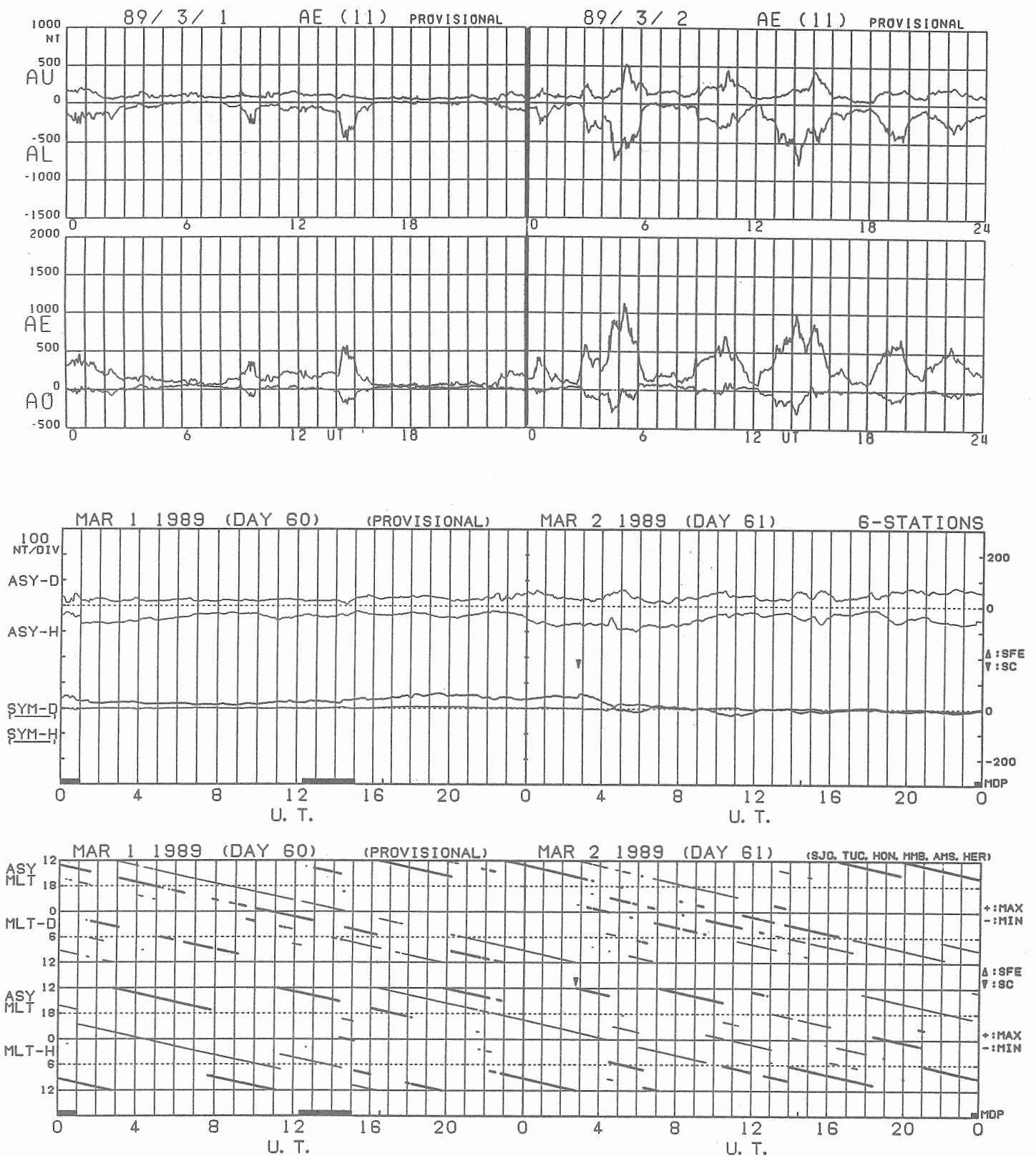


Figure 2b. An example of a comparison between the AE indices and the ASY and SYM indices of moderately disturbed period. The missing data periods are shown by the dark bars at the bottom of the panel. The height of the bars is proportional to the number of stations (1 station in this case) with missing data period (MDP).

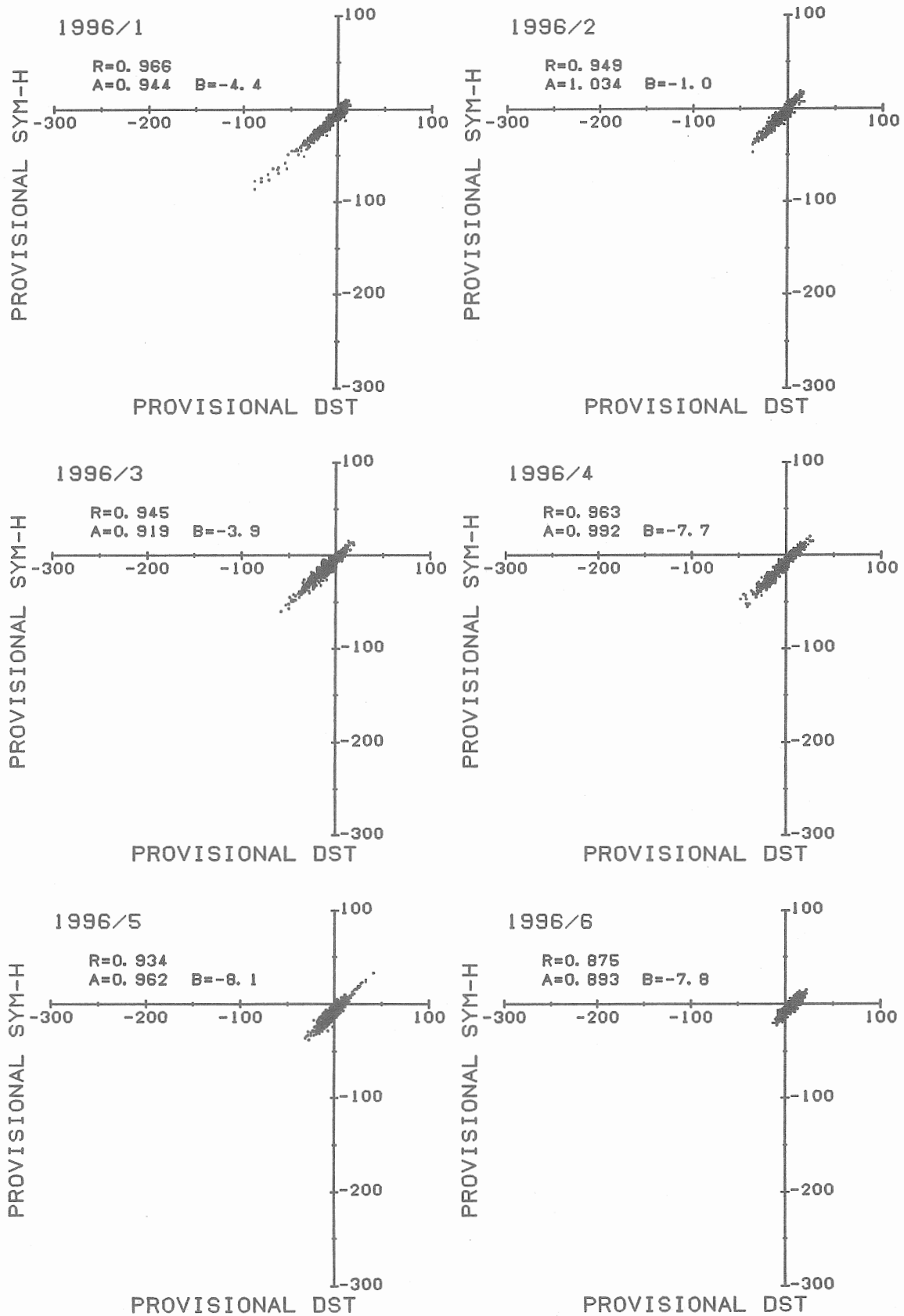


Figure 3a. Correlation plots between the hourly averaged SYM-H and the provisional Dst for January-June, 1996. The correlation coefficients R, the parameters of the regression line A and B (i.e. $\text{SYM-H} = A \cdot \text{Dst} + B$) are shown on each panel.

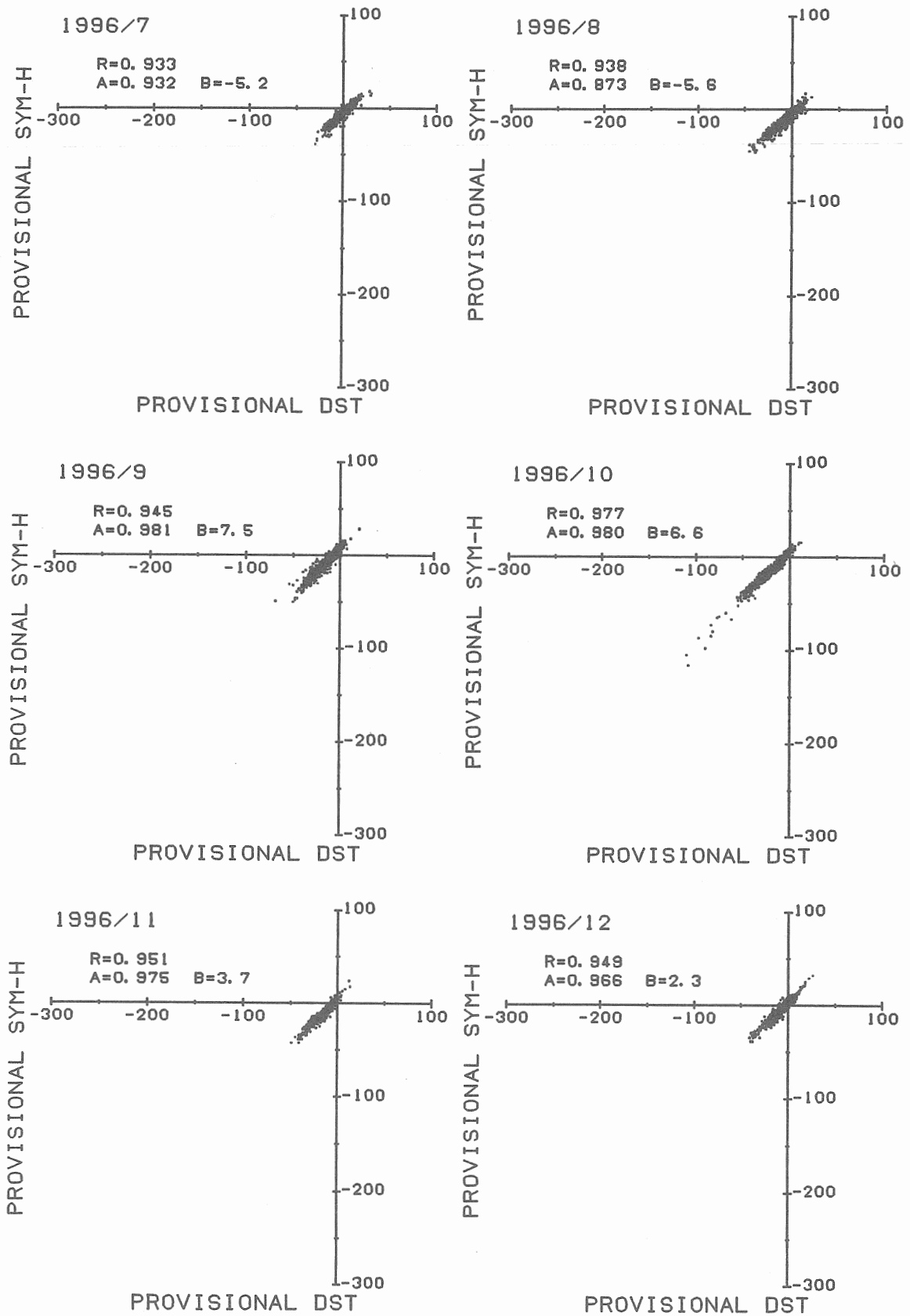


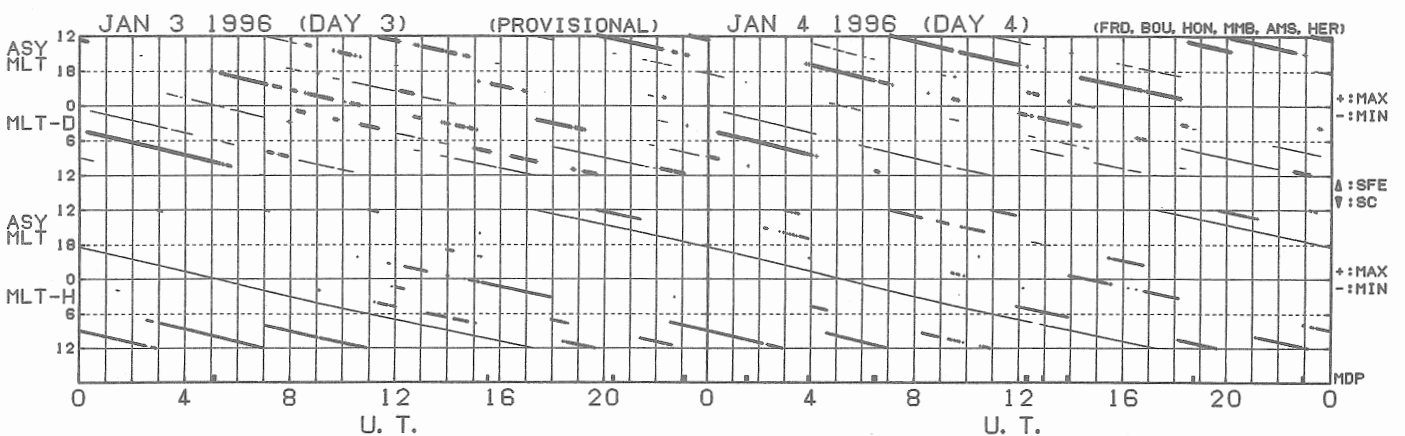
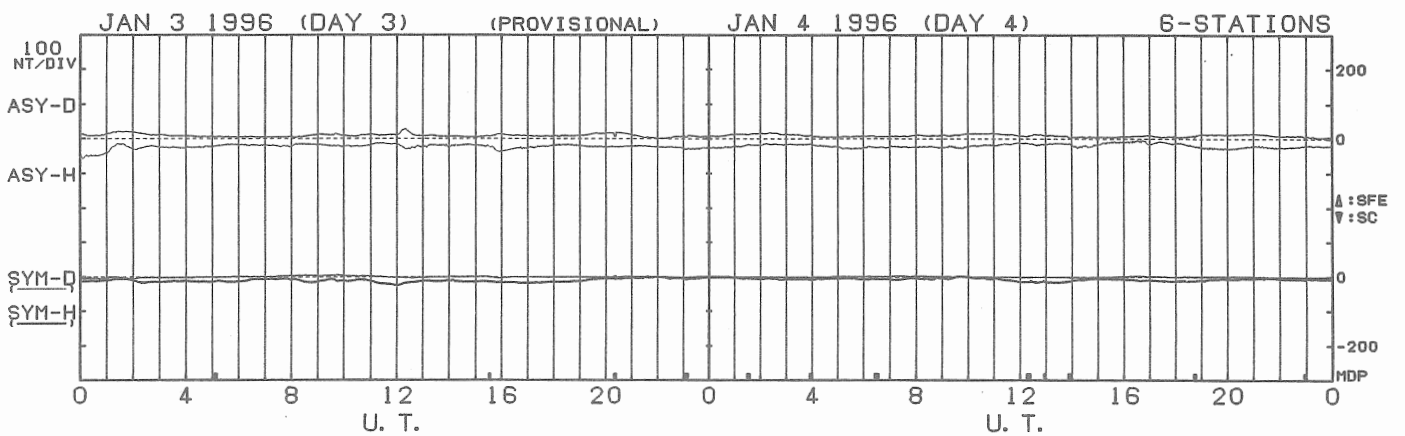
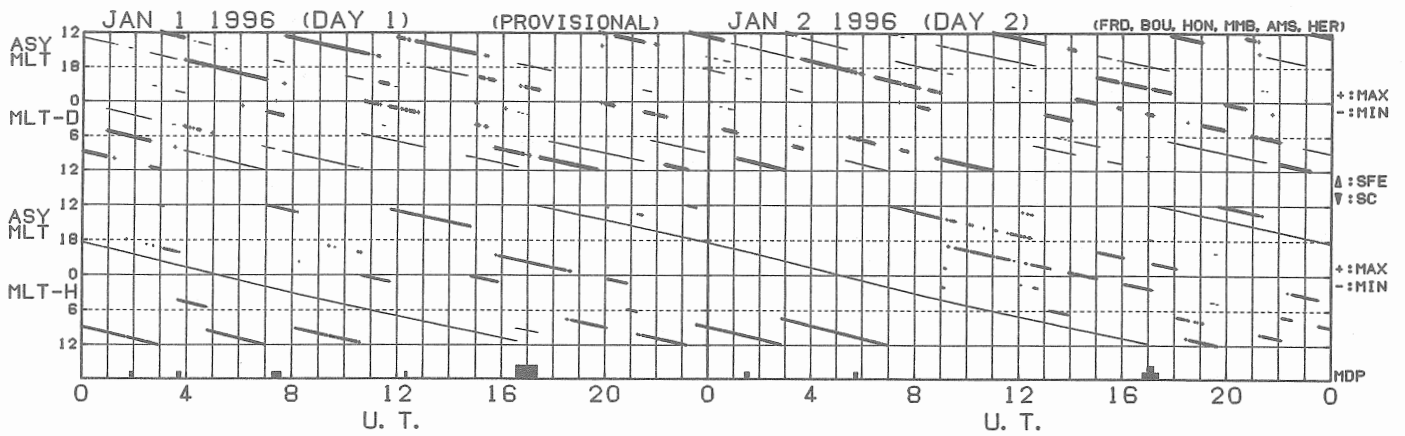
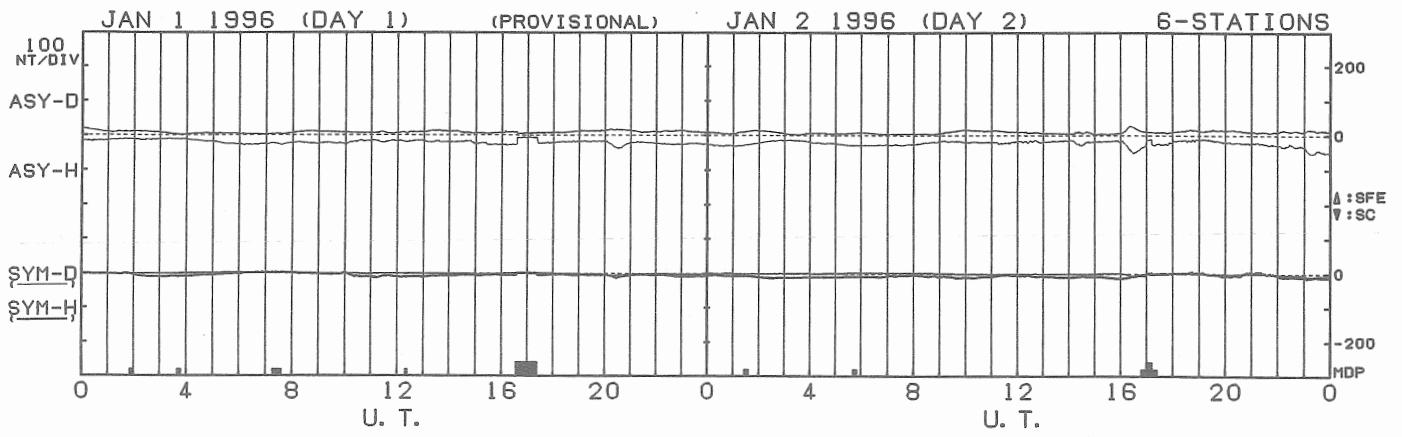
Figure 3b. Correlation plots for July-December, 1996.

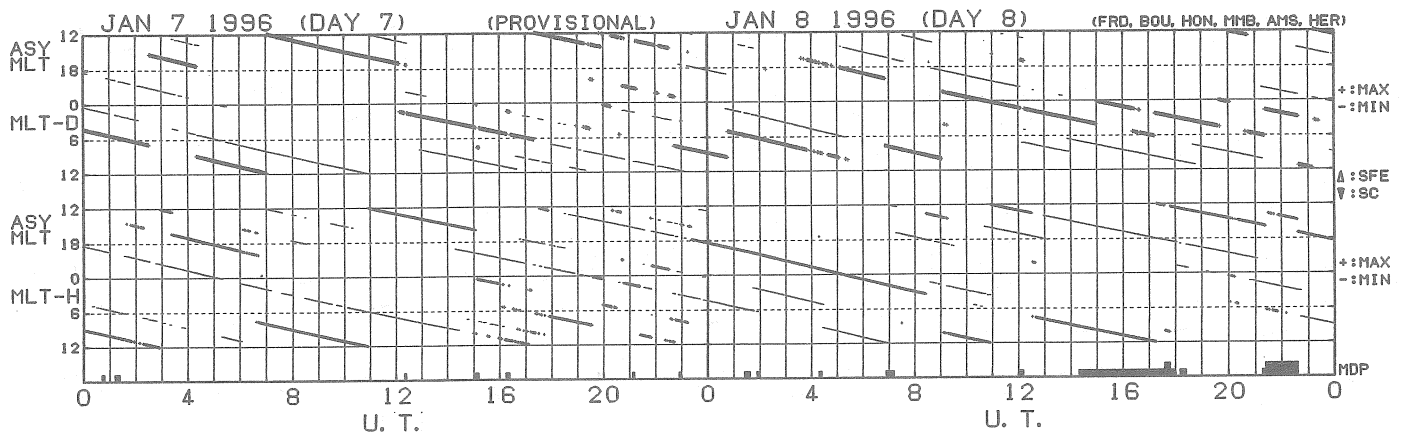
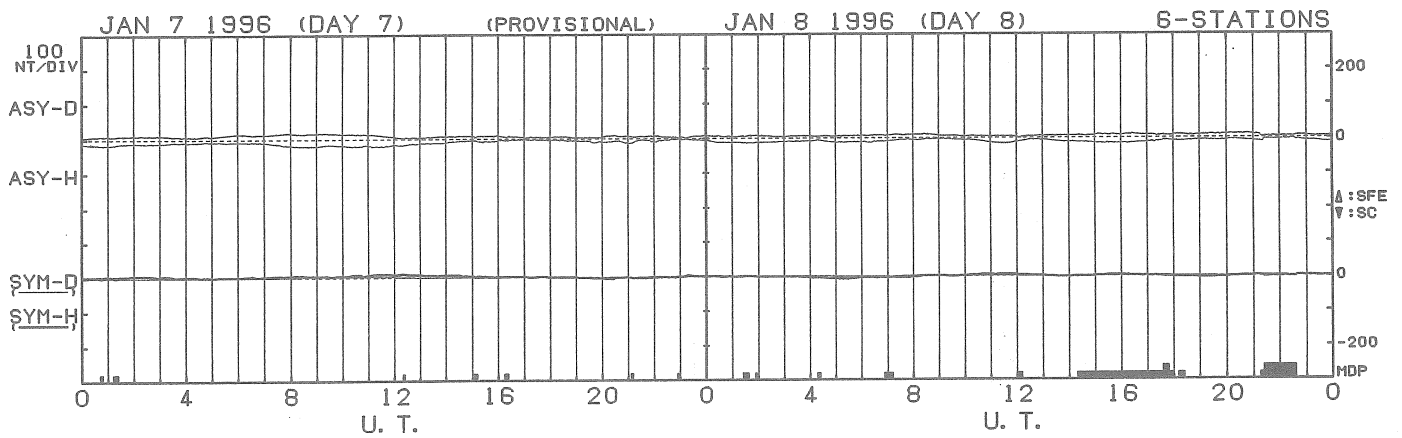
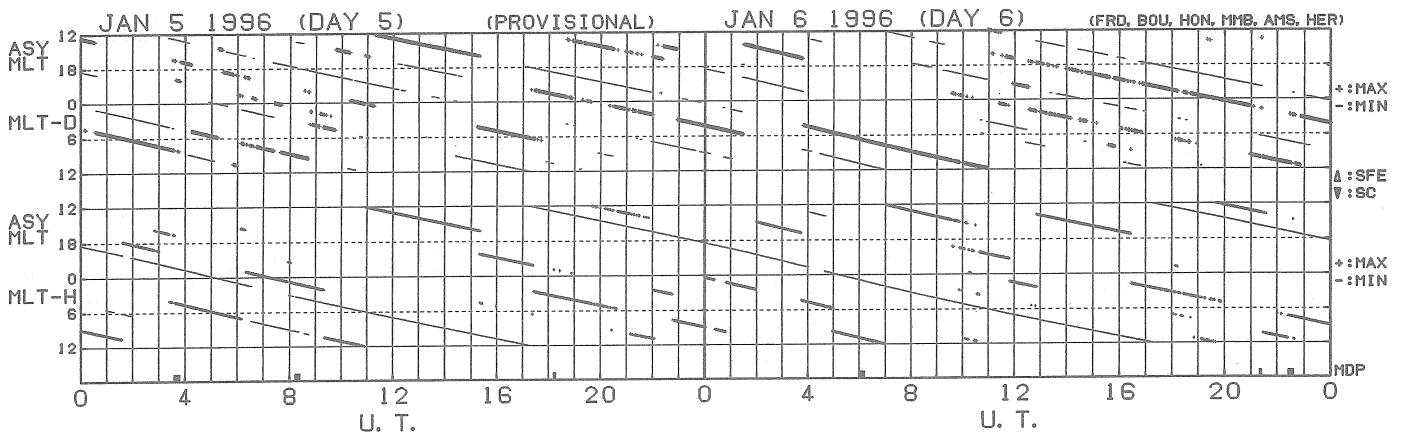
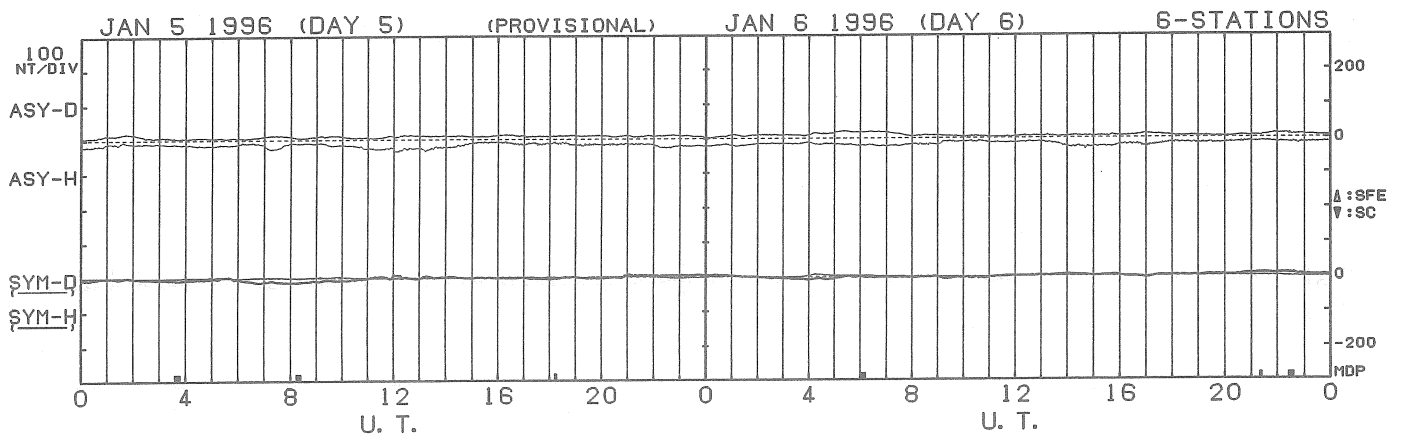
References

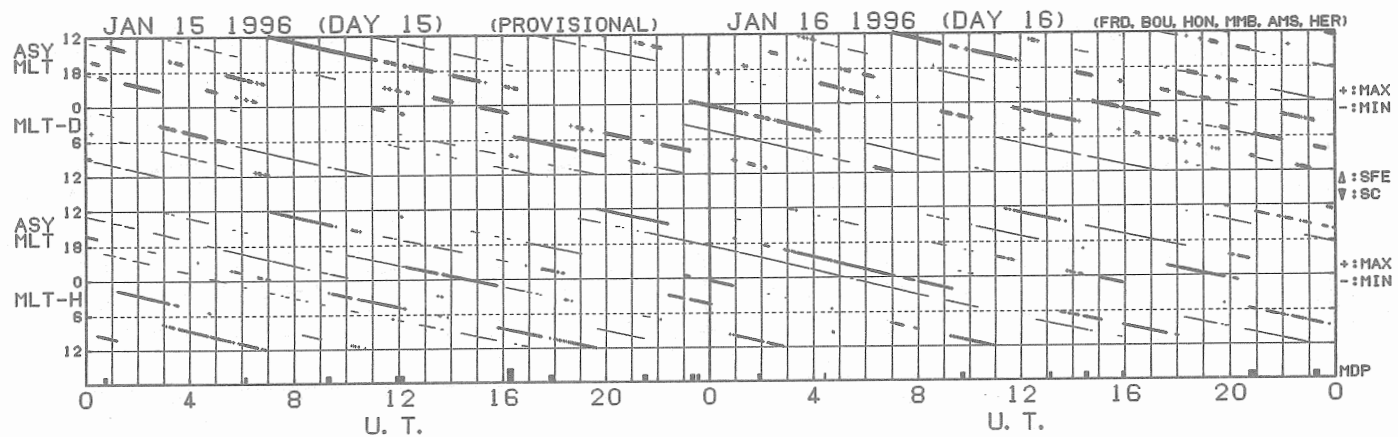
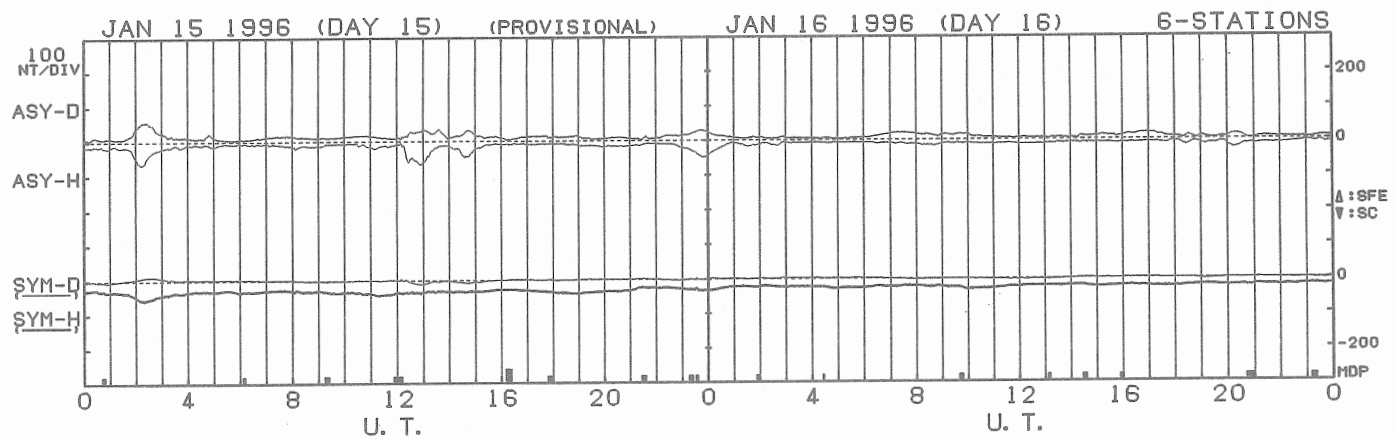
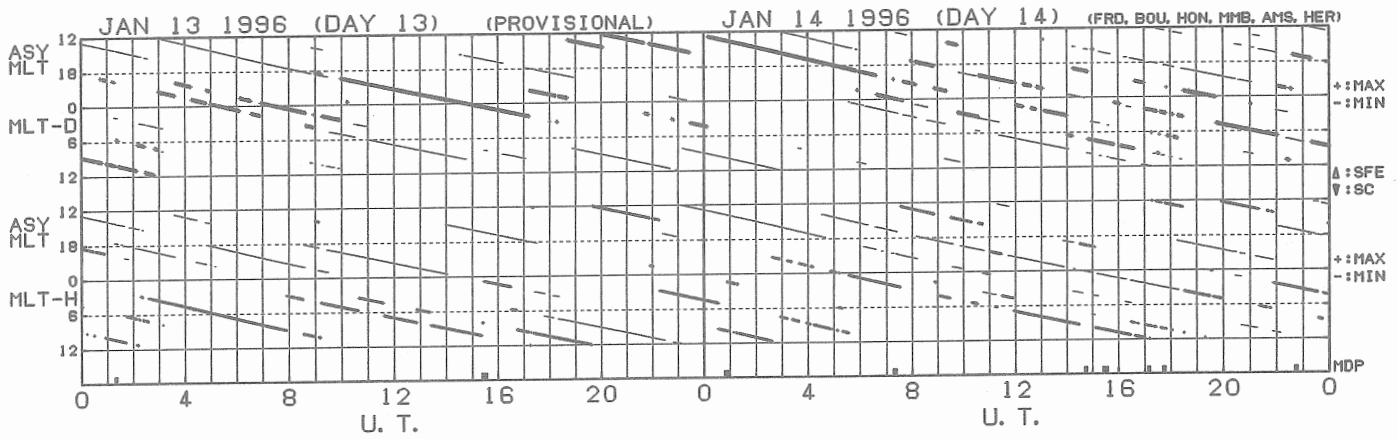
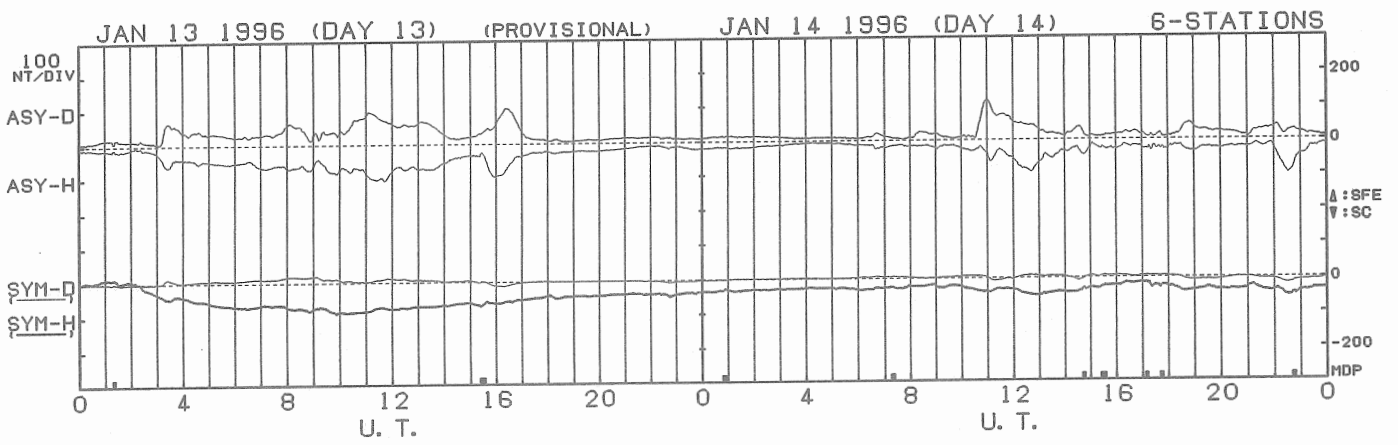
- Clauer, C.R. and R.L. McPherron, The relative importance of the interplanetary electric field and magnetospheric substorms on the partial ring current development, *J. Geophys. Res.*, 85, 6747-6759, 1980.
- Clauer, C.R., McPherron, R.L. and C. Searls, Solar wind control of the low-latitude asymmetric magnetic disturbance field, *J. Geophys. Res.*, 88, 2123-2130, 1983.
- Crooker, N.C. and G.L. Siscoe, A study of the geomagnetic disturbance field asymmetry, *Radio Sci.*, 6, 495-501, 1971.
- Crooker, N.C., High-time resolution of the low-latitude asymmetric disturbance in the geomagnetic field, 77, 773-775, 1972.
- Iyemori, T., Storm-time magnetospheric currents inferred from mid-latitude geomagnetic field variations, *J. Geomag. Geoelectr.*, 42, 1249-1265, 1990.
- Iyemori, T. and D.R.K. Rao, Decay of the Dst field of geomagnetic disturbance after substorm onset and its implication to storm-substorm relation, *Ann. Geophys.*, 14, 608-618, 1996.
- Kawasaki, K. and S.-I. Akasofu, Low-latitude DS component of geomagnetic storm field, *J. Geophys. Res.*, 76, 2396-2405, 1971.
- Sugiura, M. and D.J. Poros, Hourly values of equatorial Dst for years 1957 to 1970, Rep. X-645-71-278, Goddard Space Flight Center, Greenbelt, Maryland, 1971.

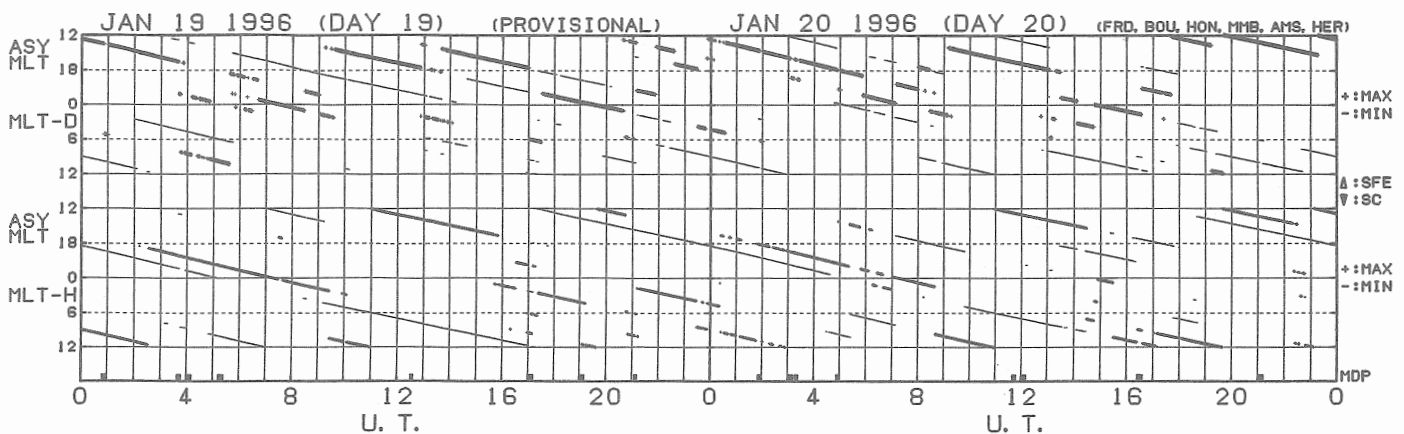
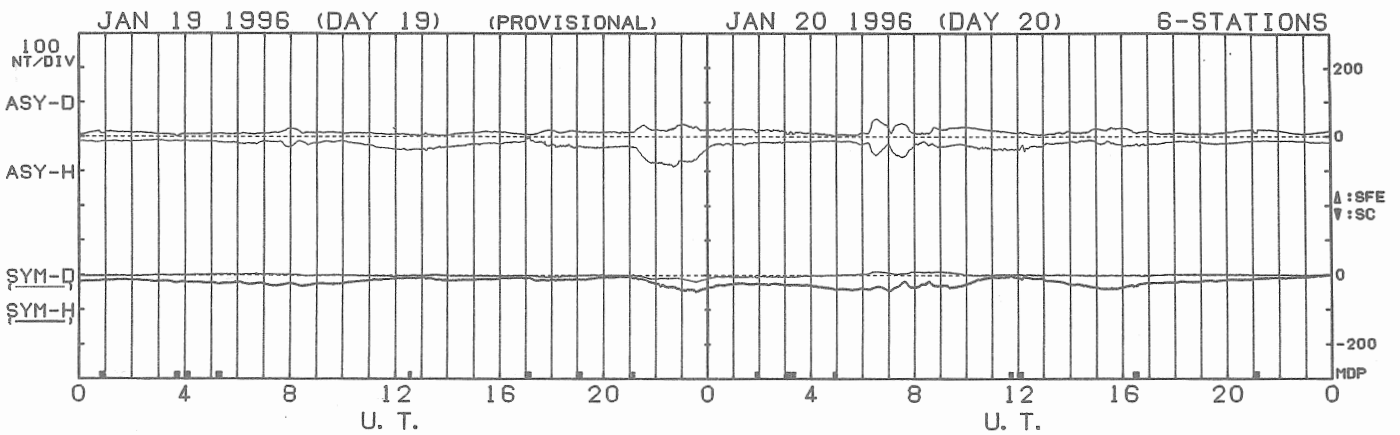
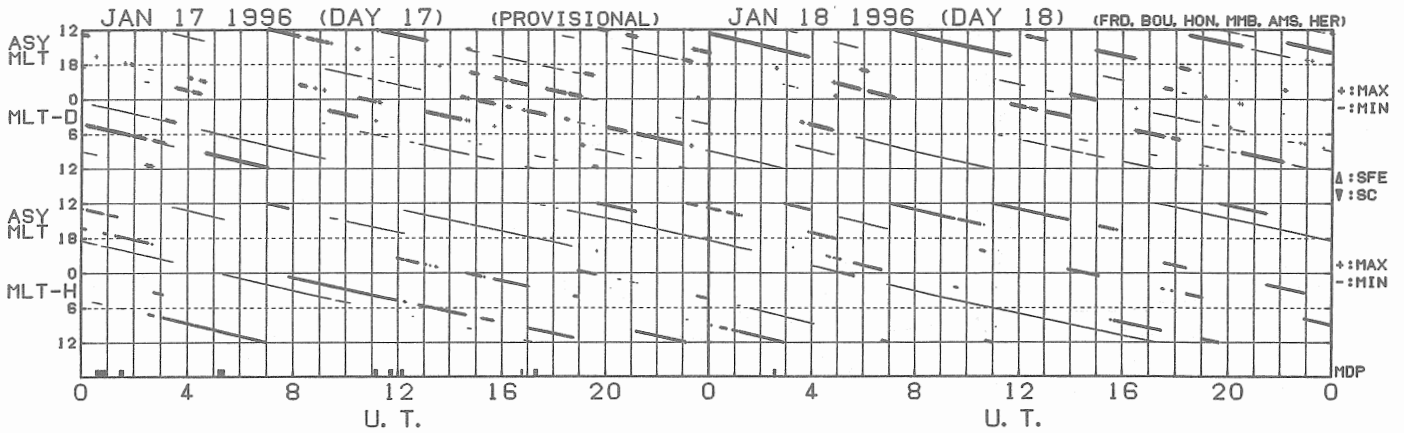
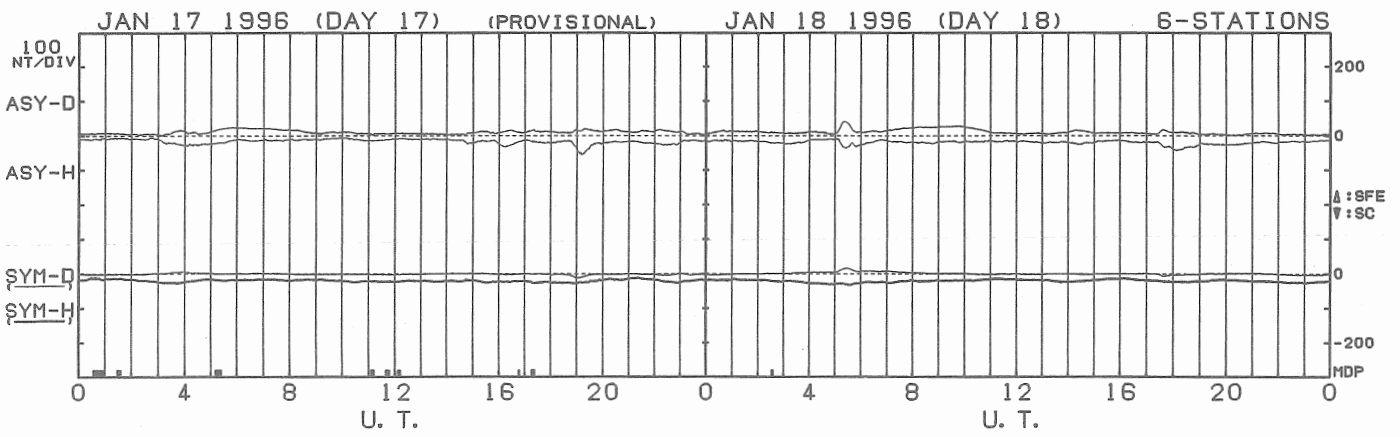
ASY and SYM Indices

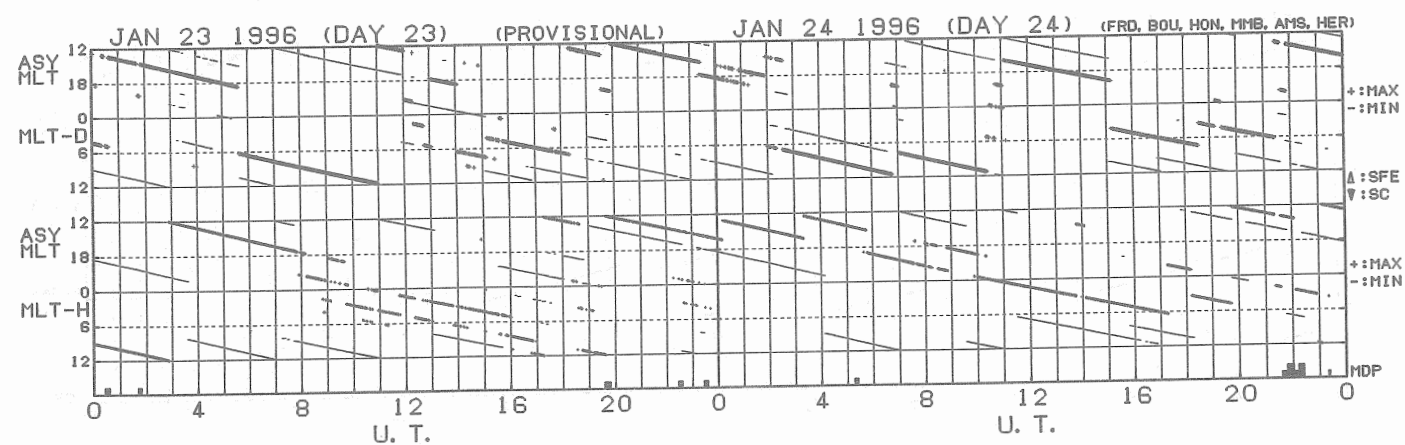
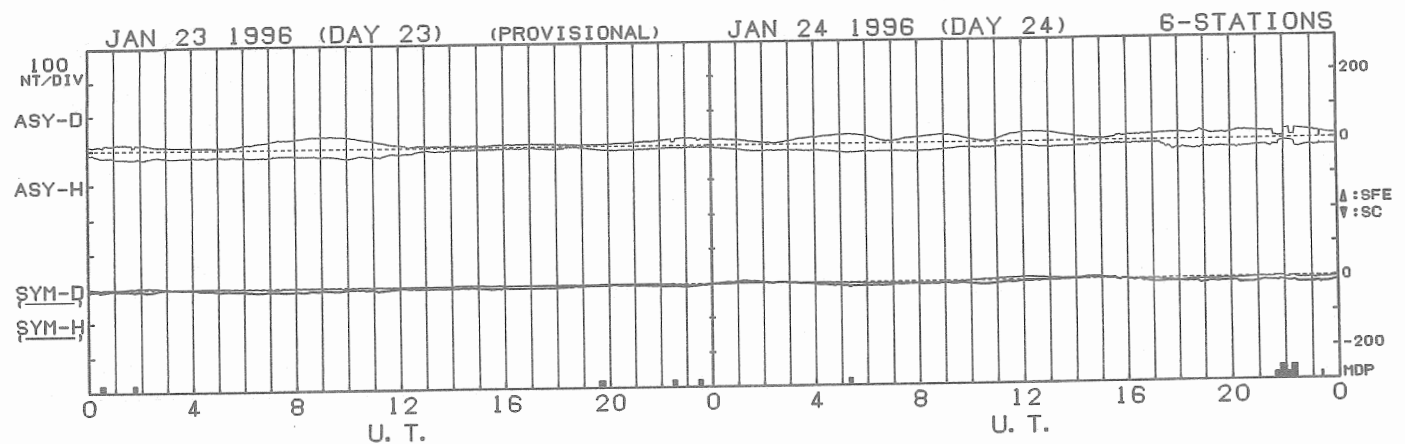
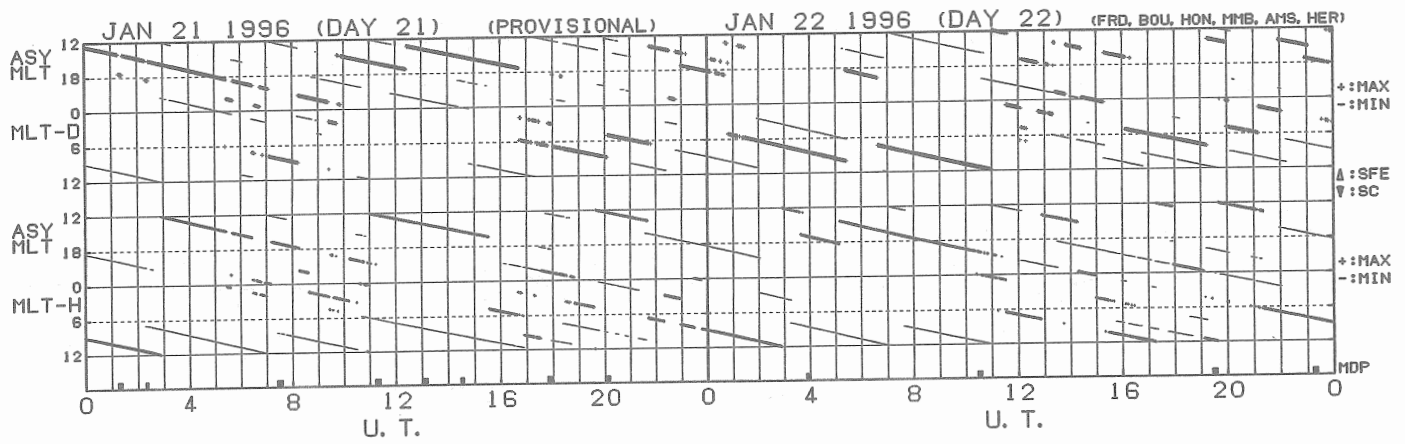
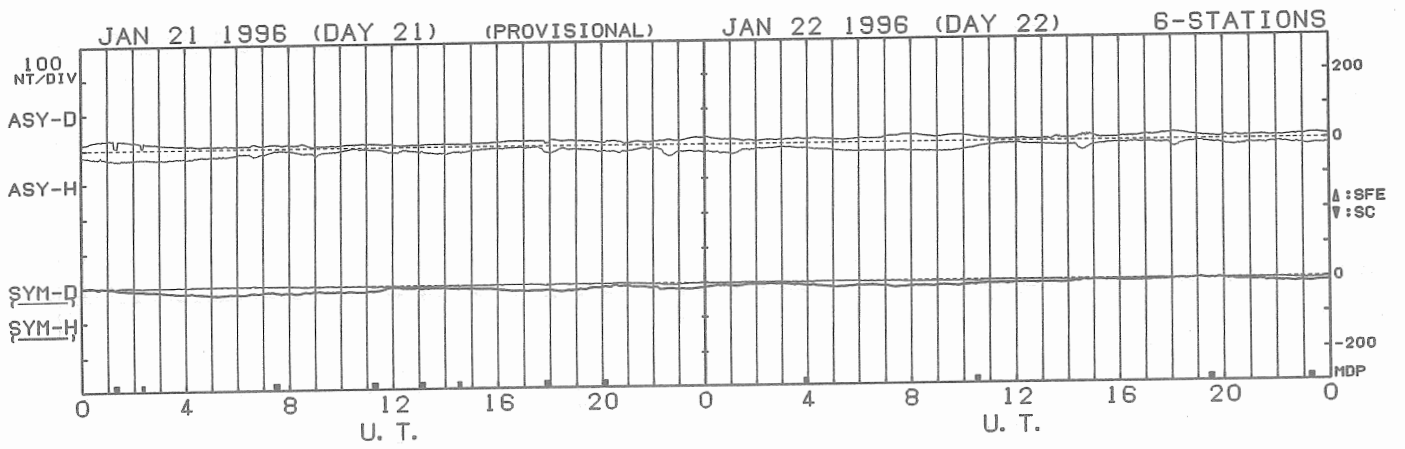
**Plots and Tables
for
January - December, 1996**

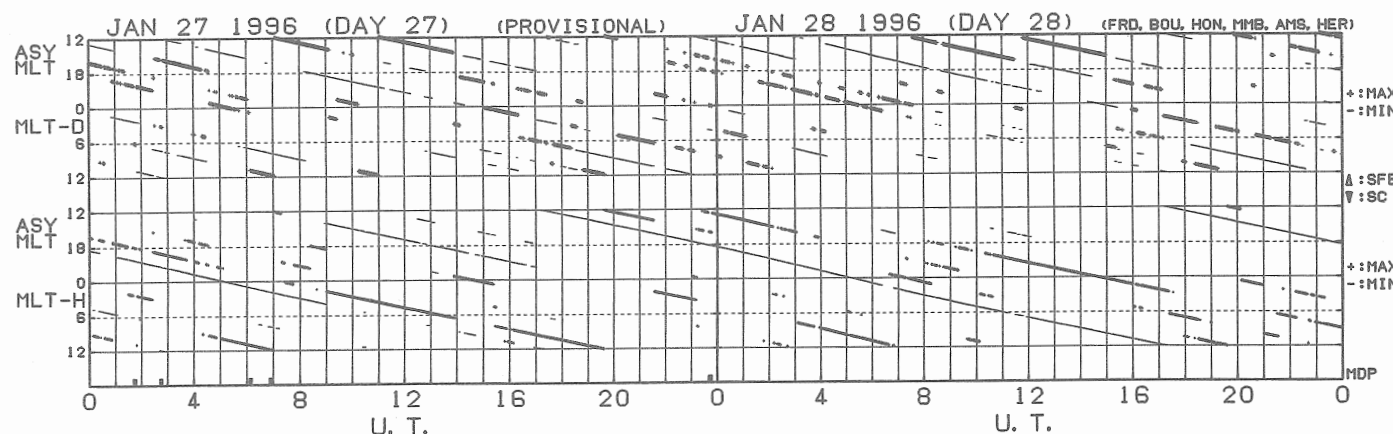
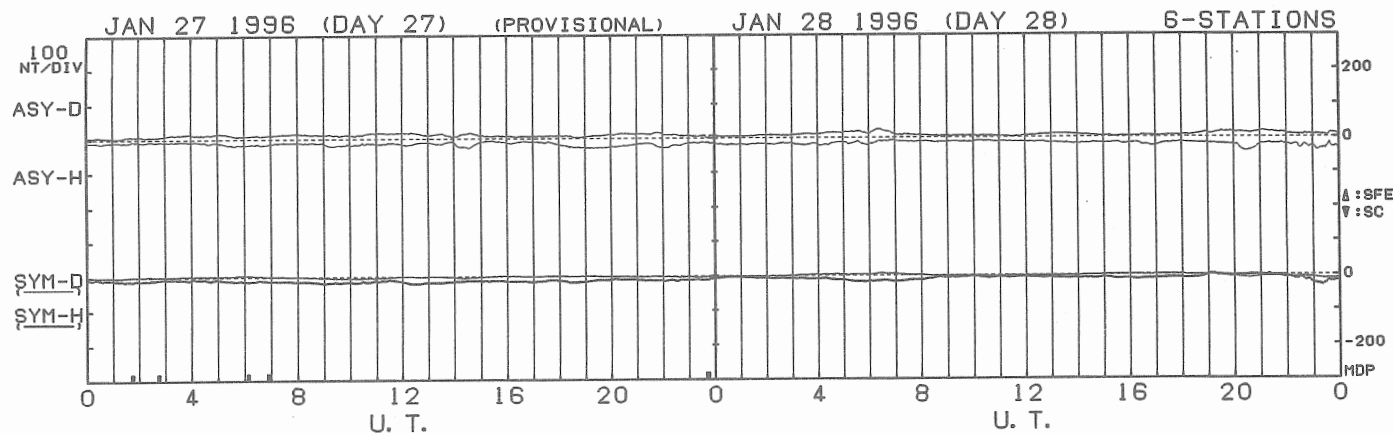
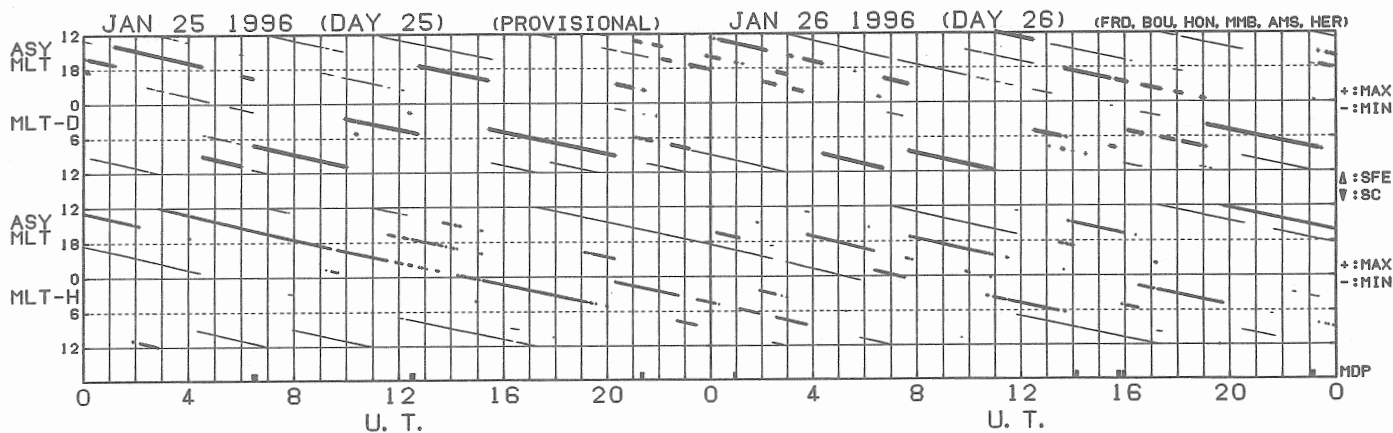
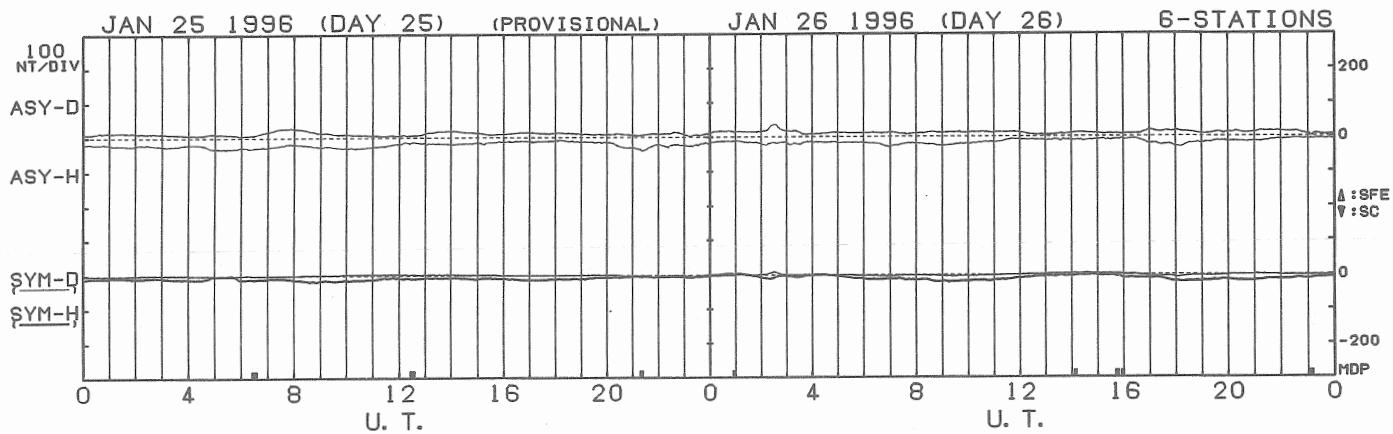


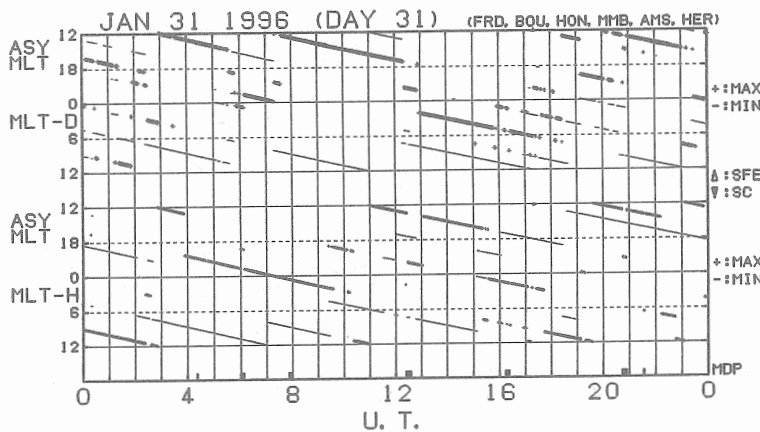
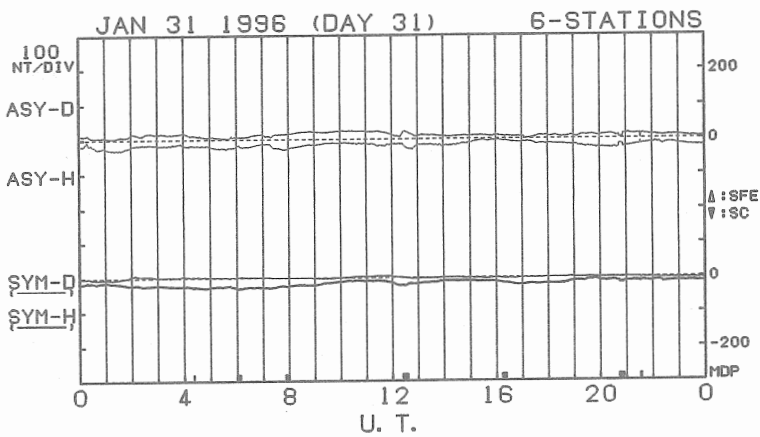
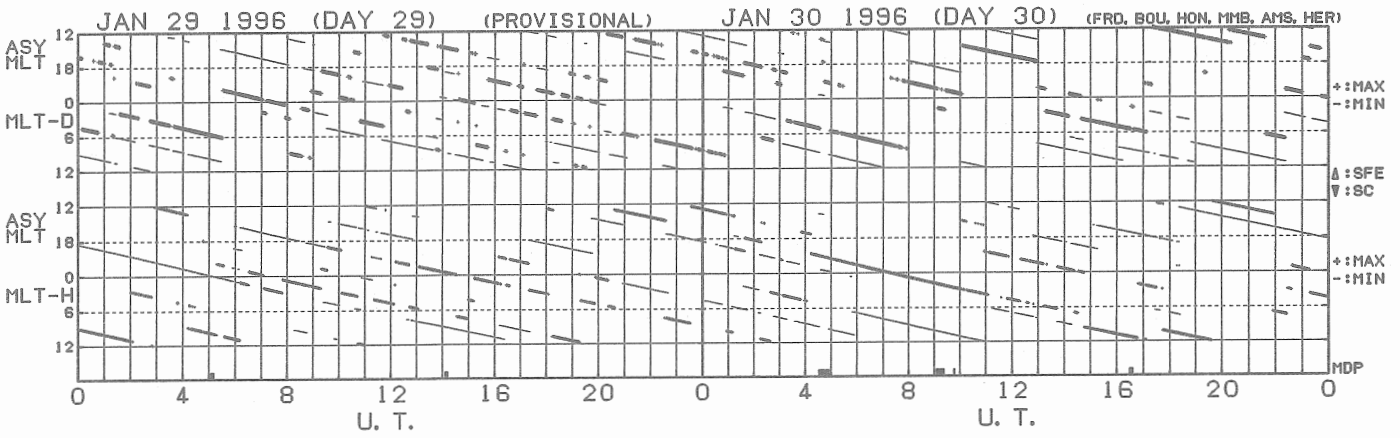
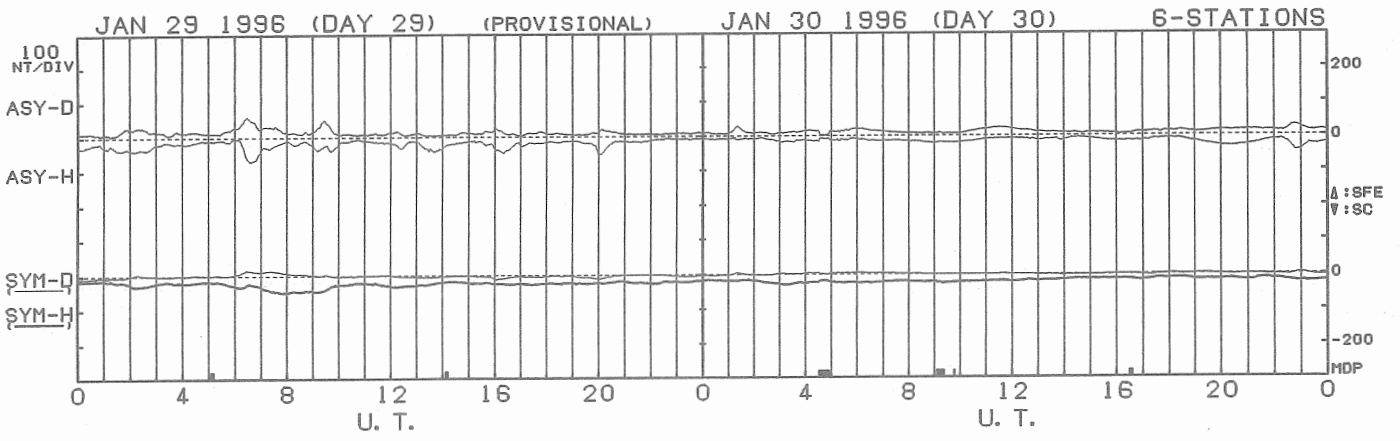


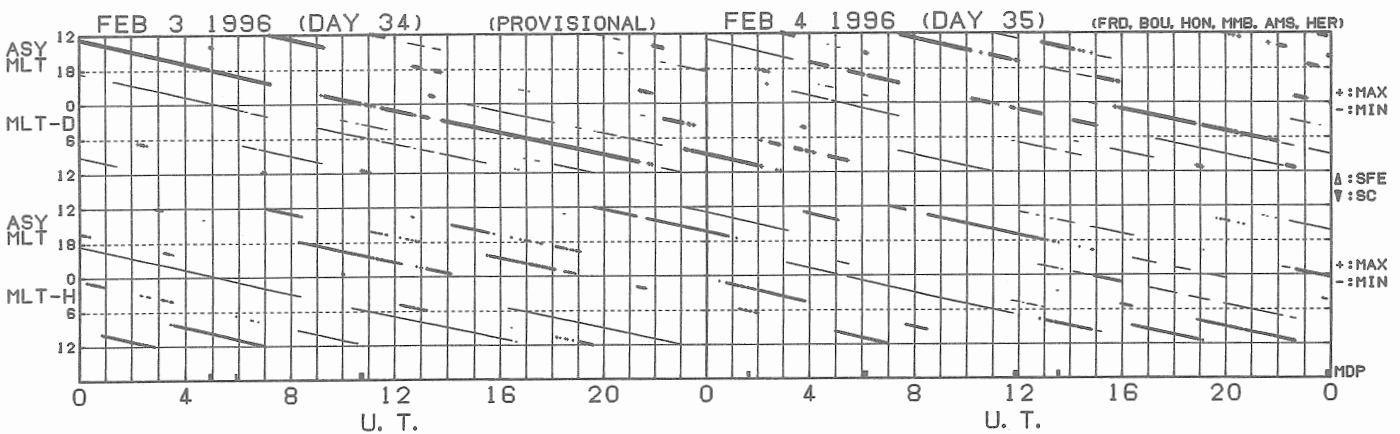
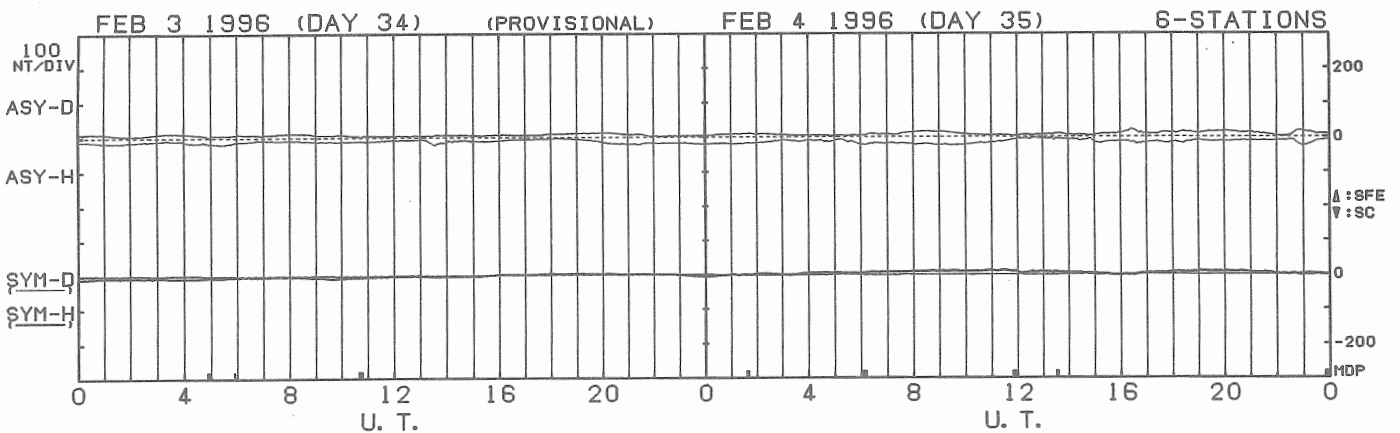
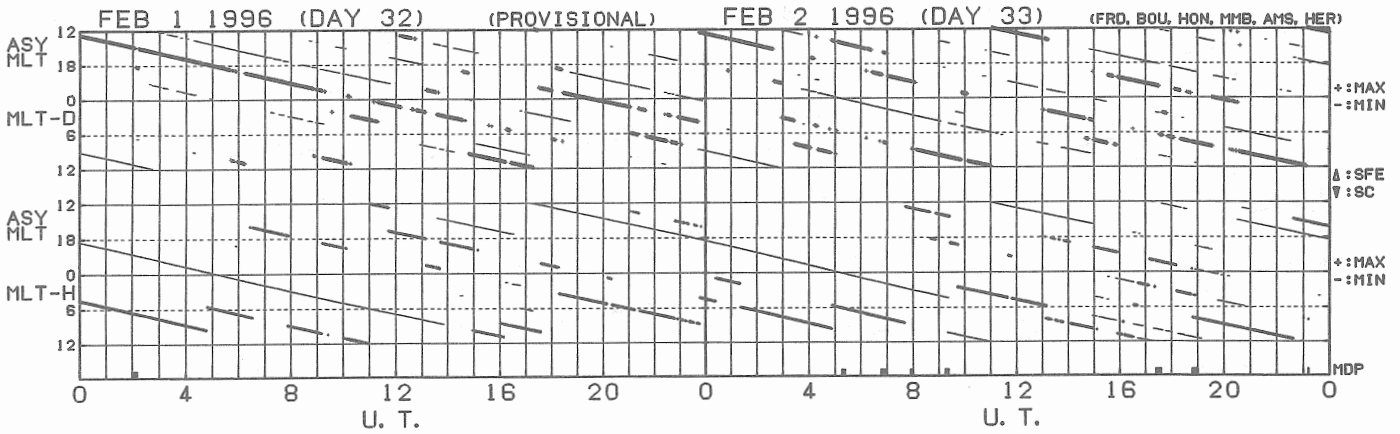
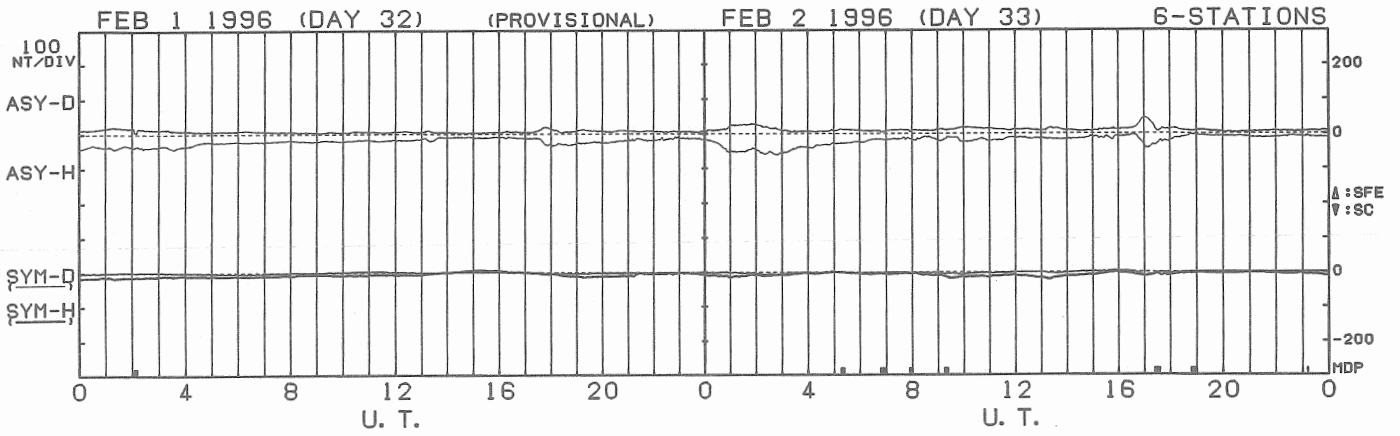



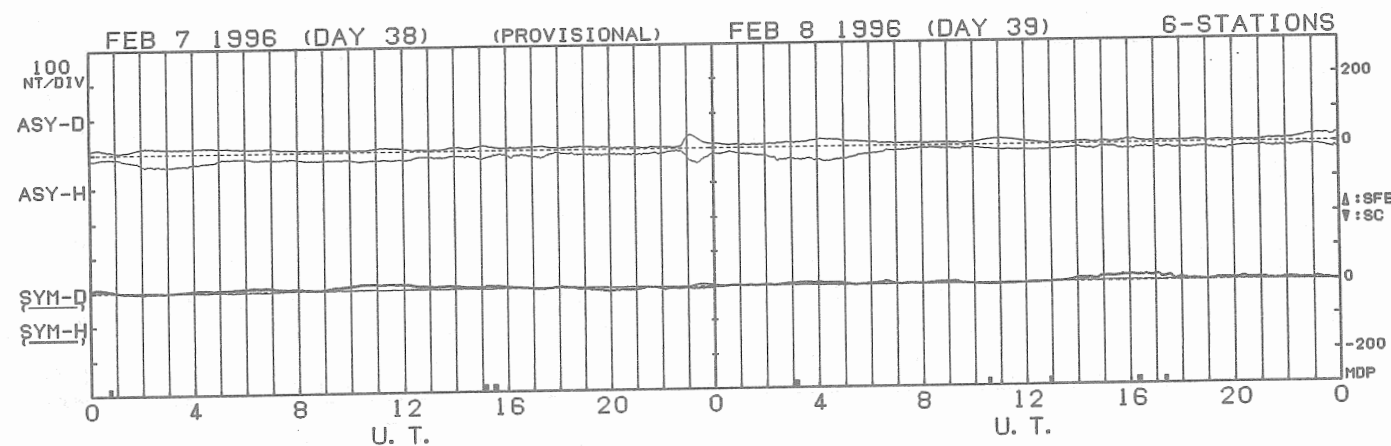
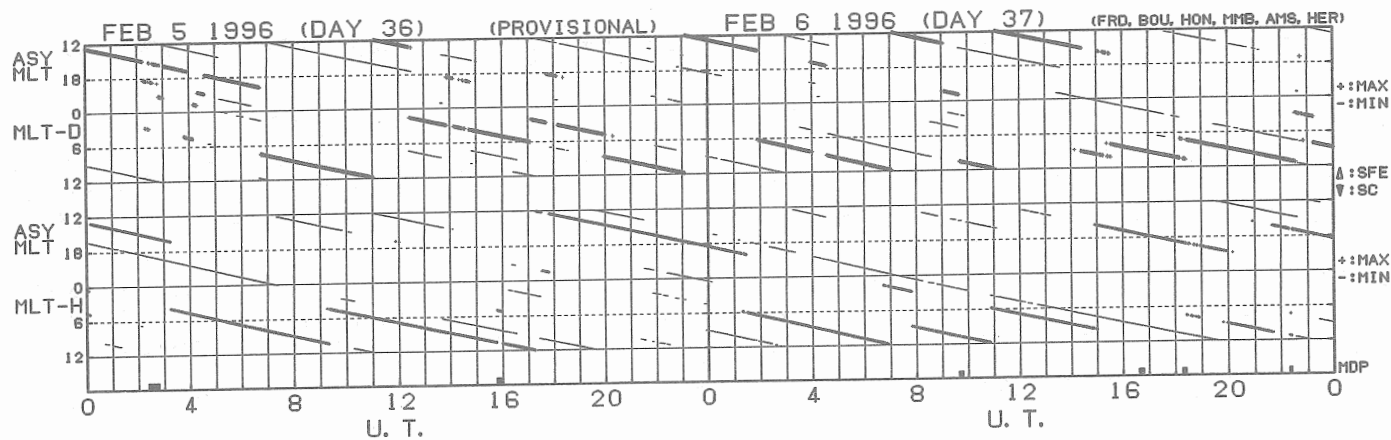
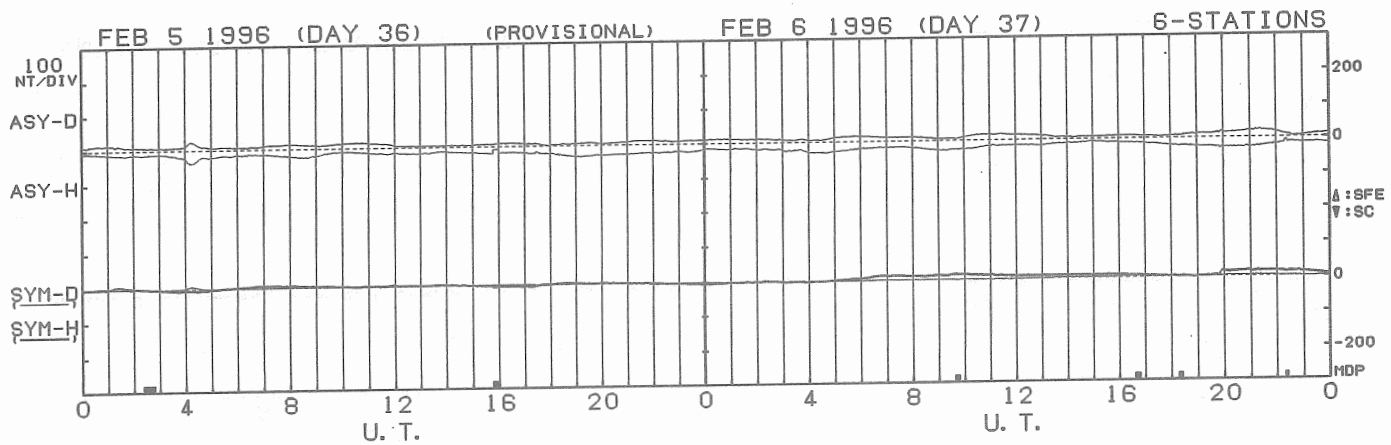


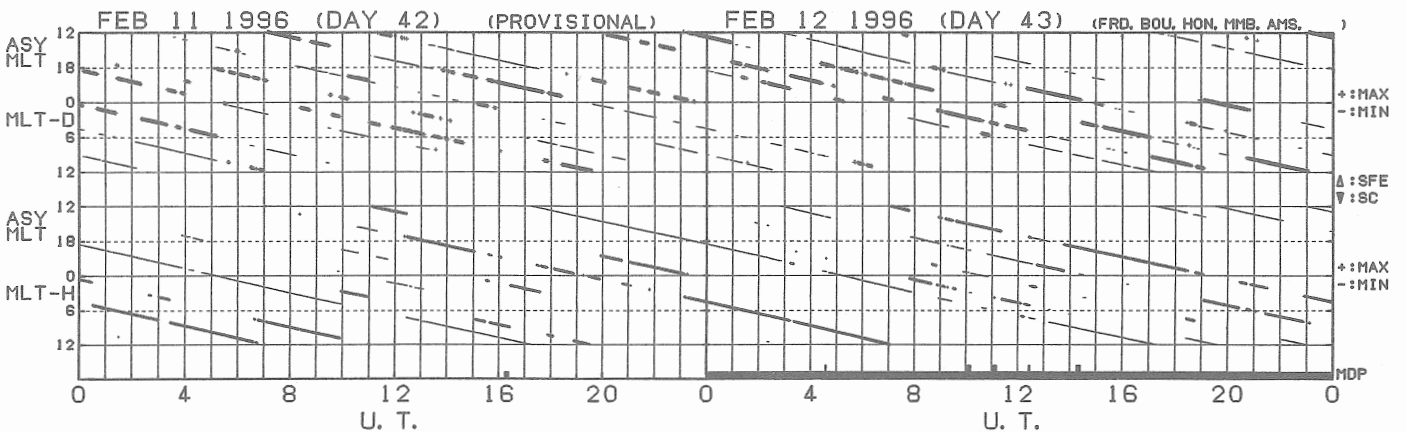
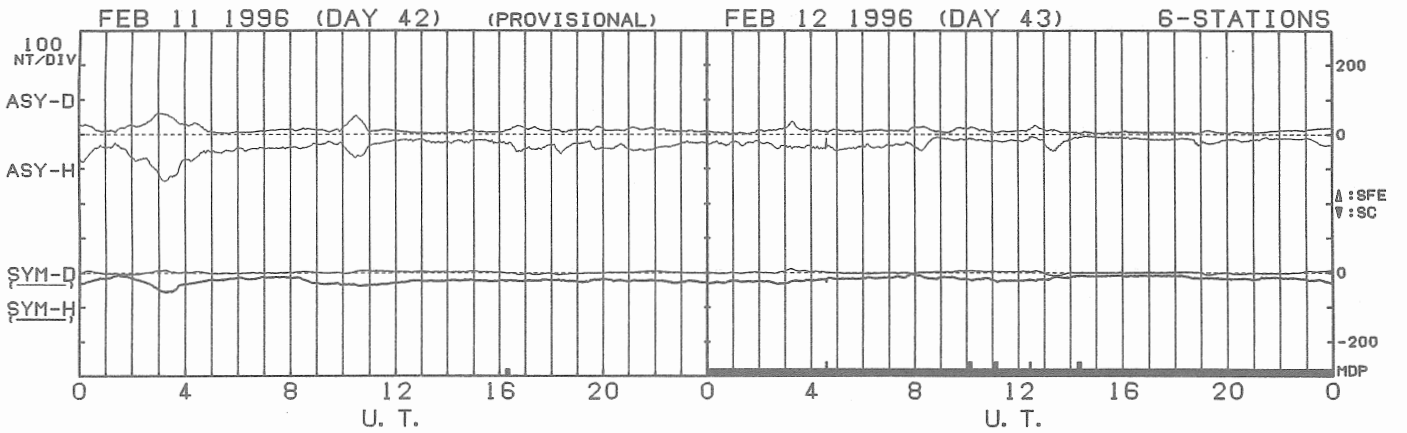
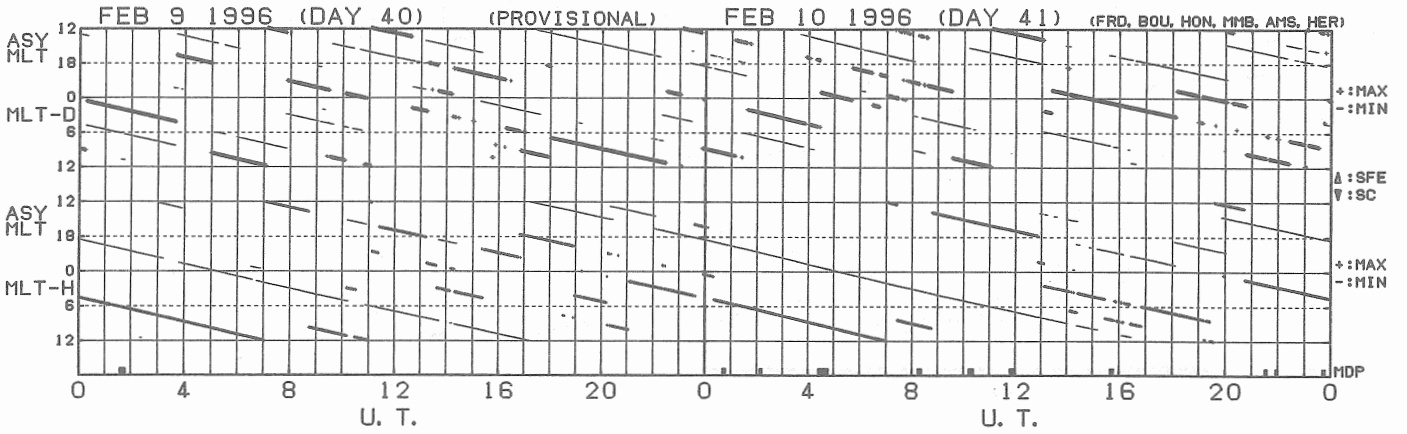
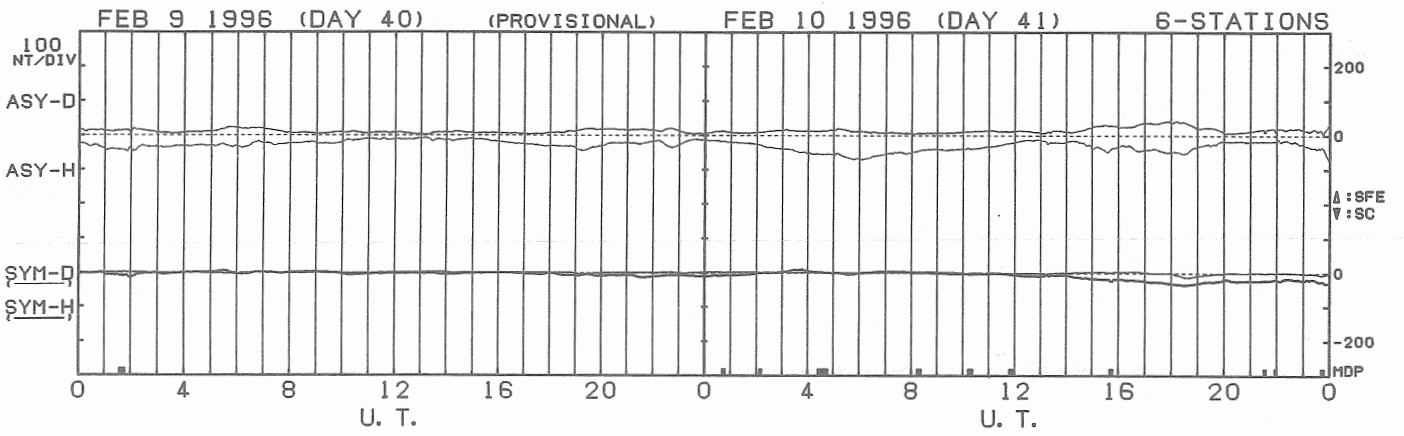


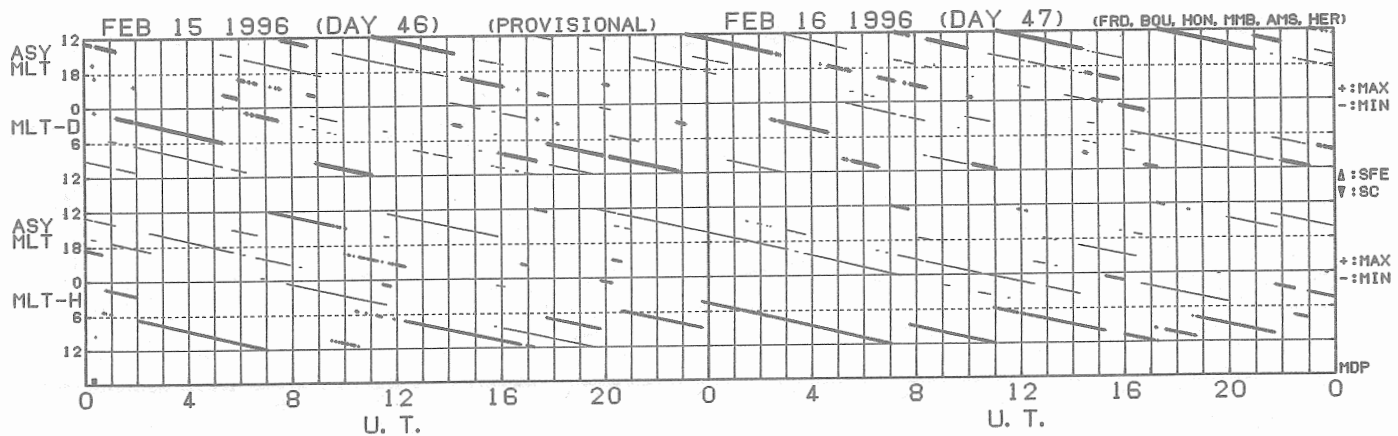
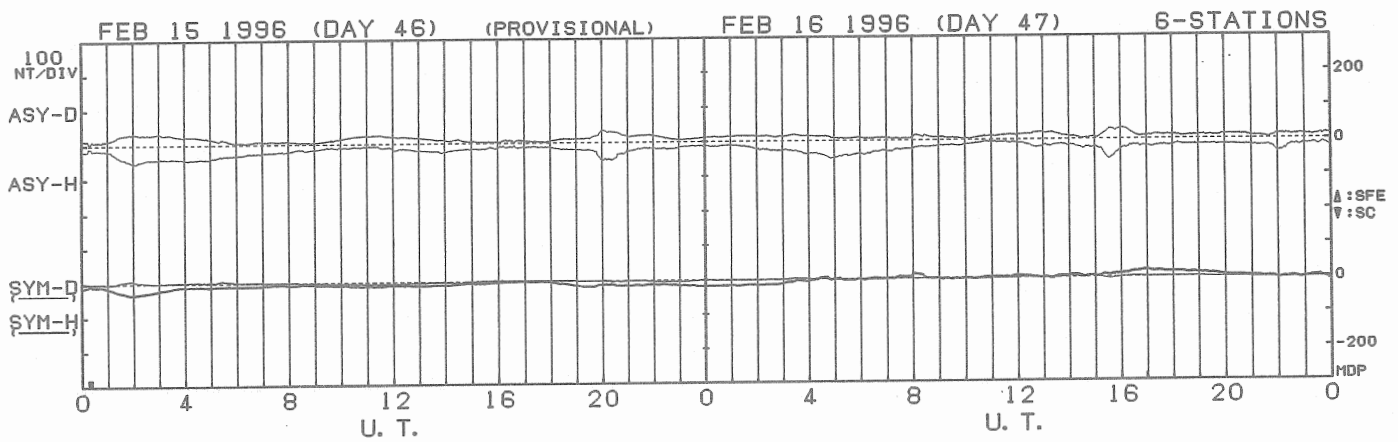
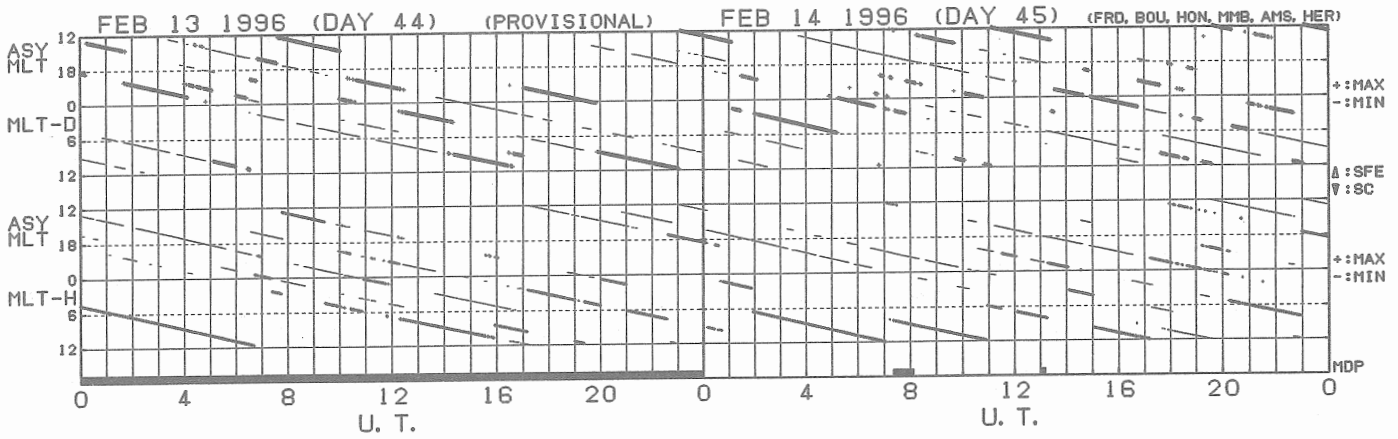
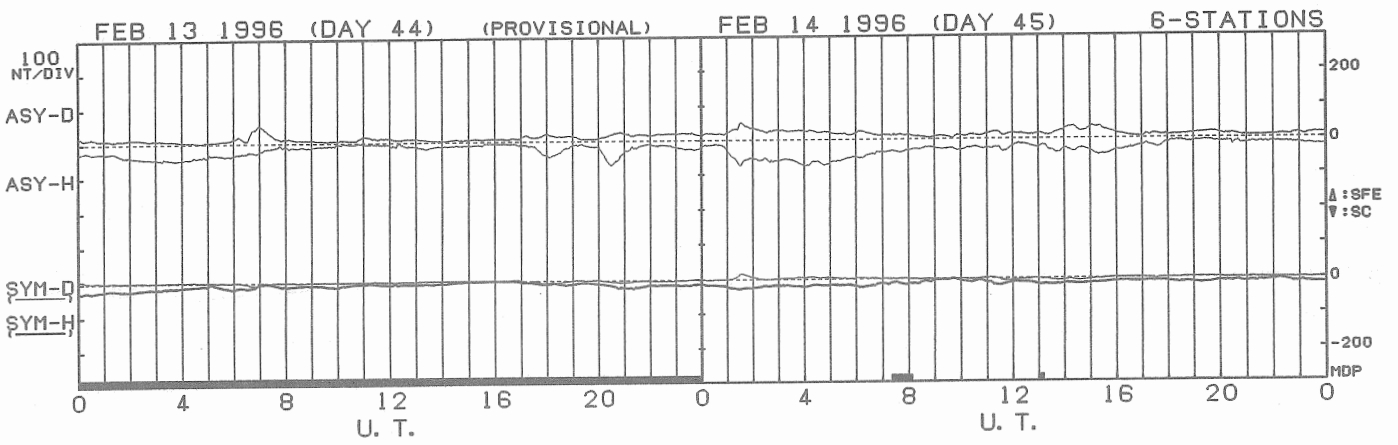


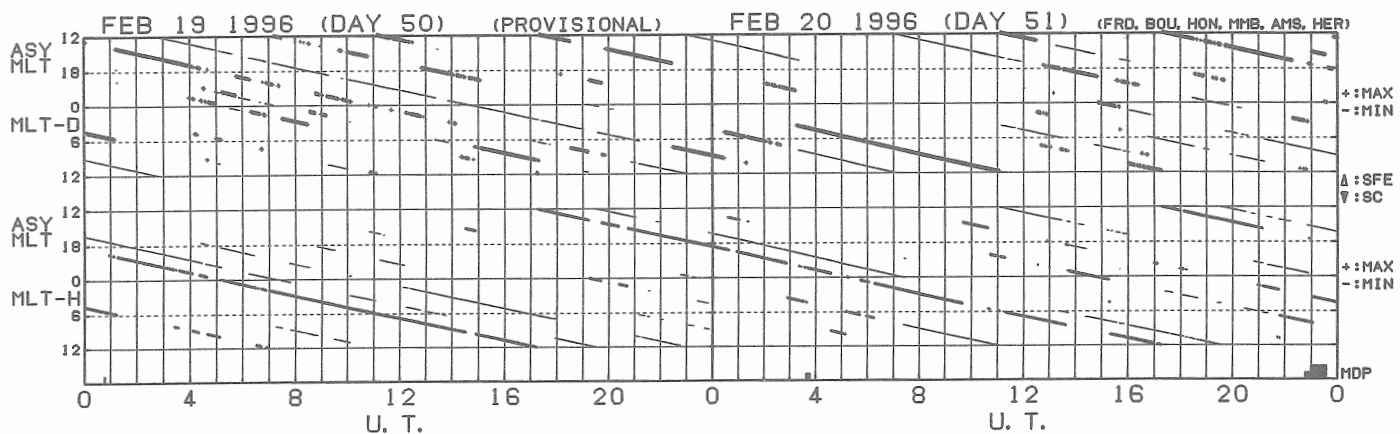
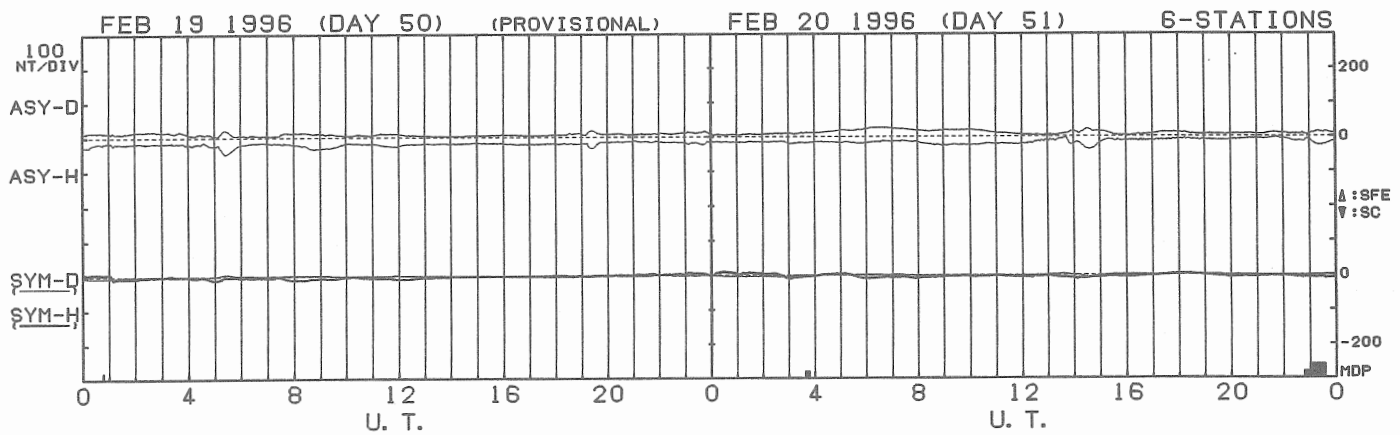
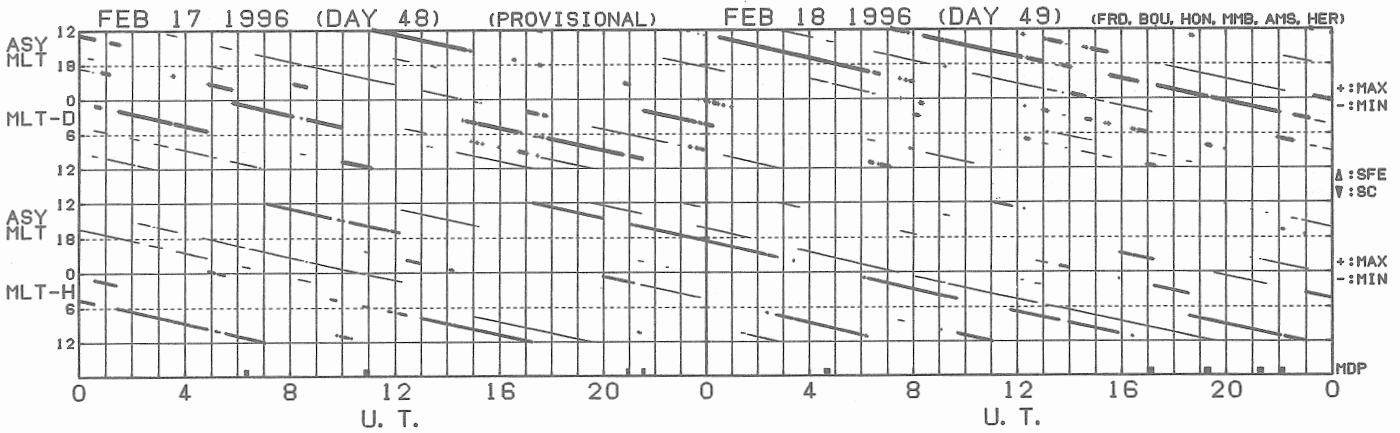
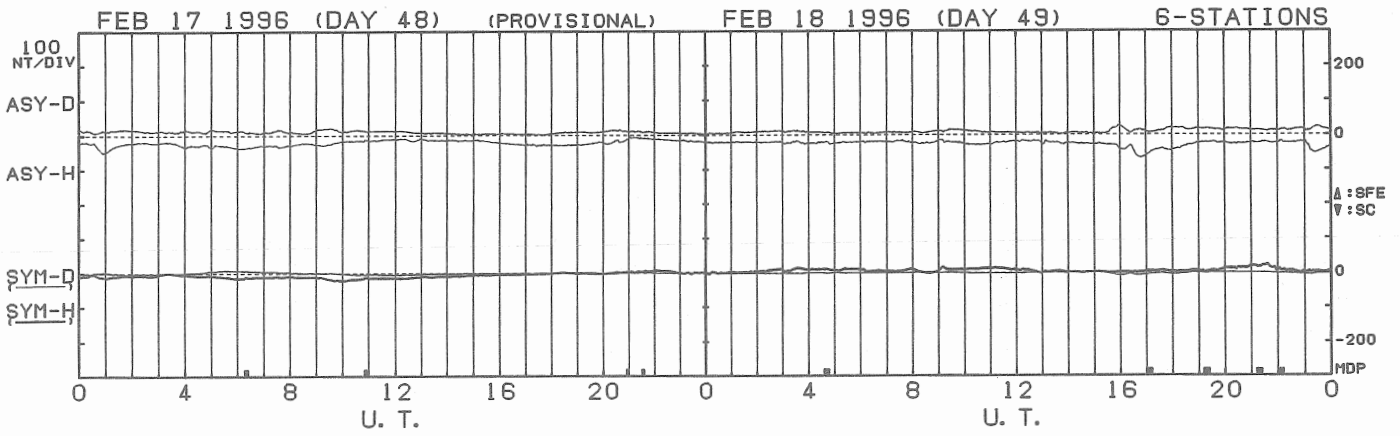


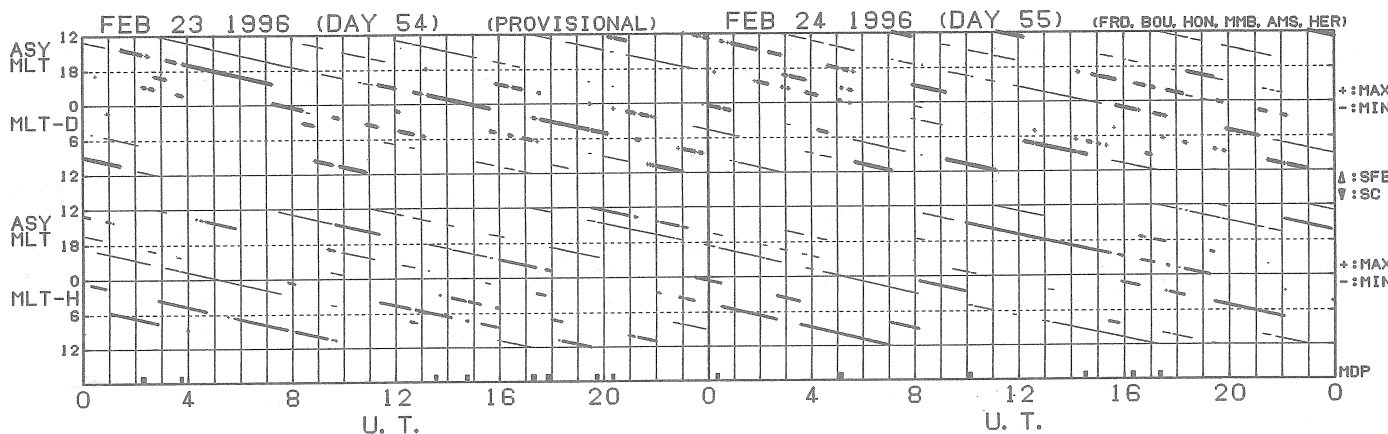
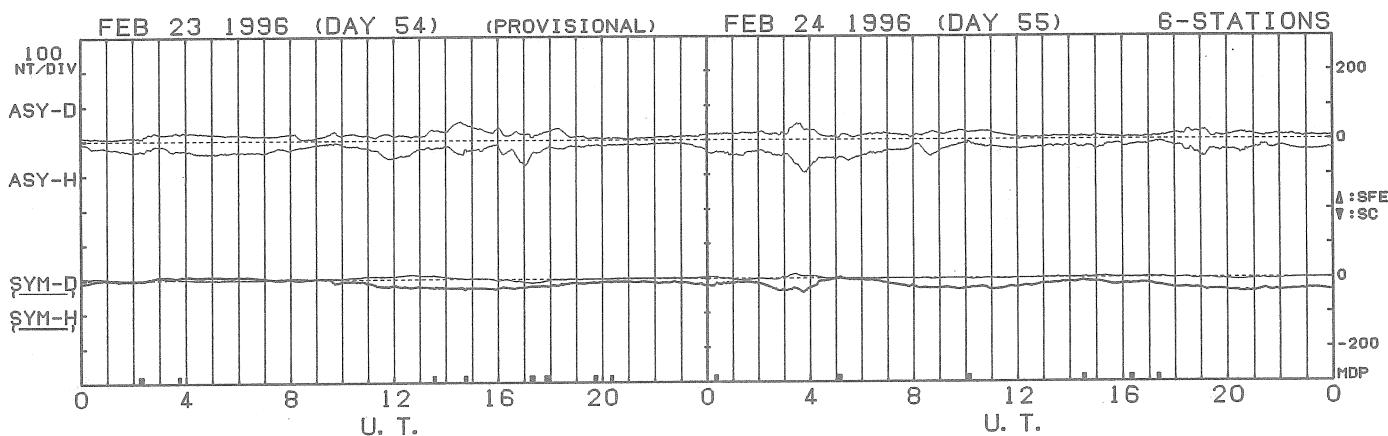
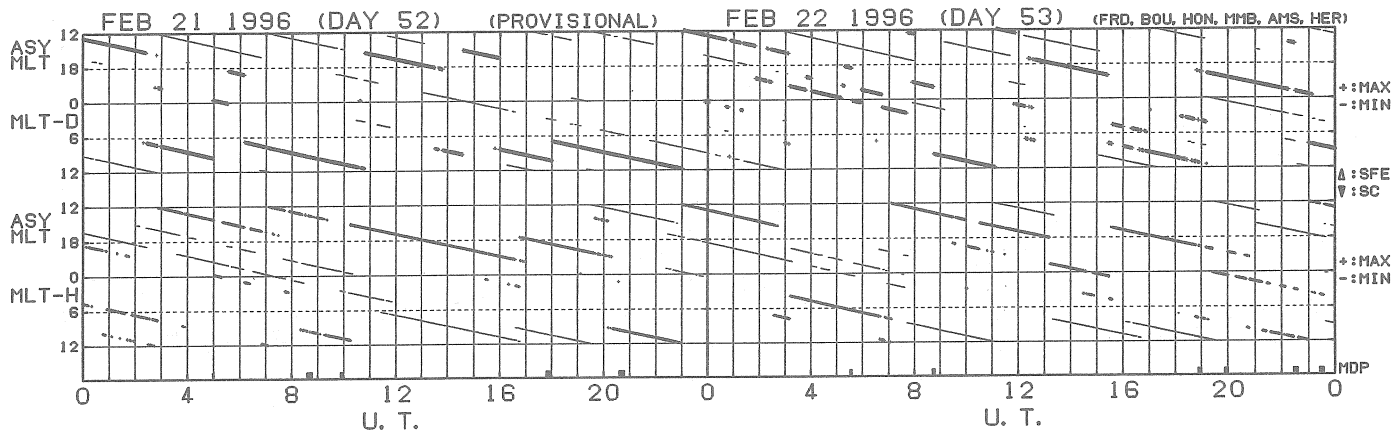
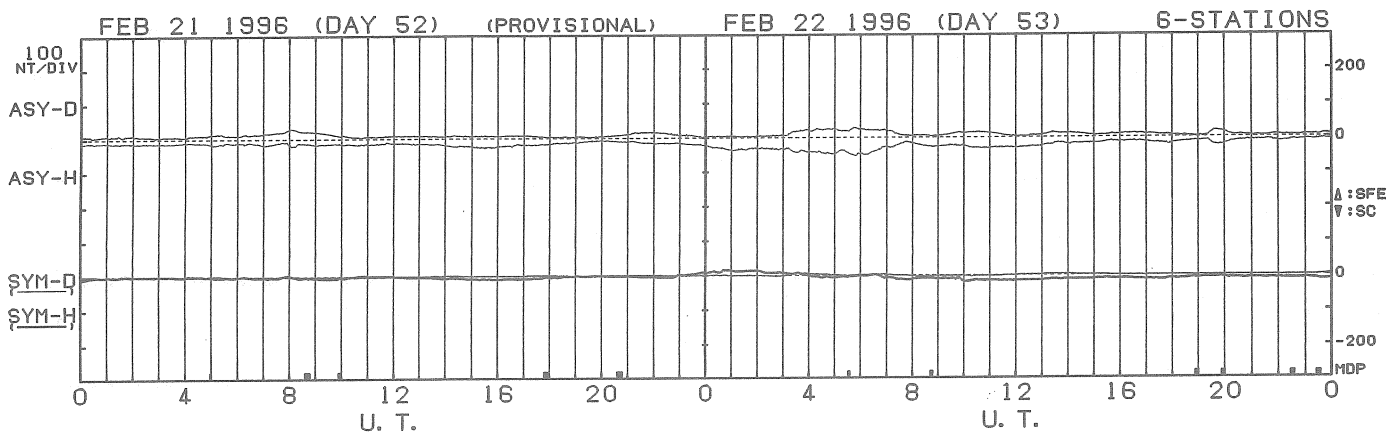


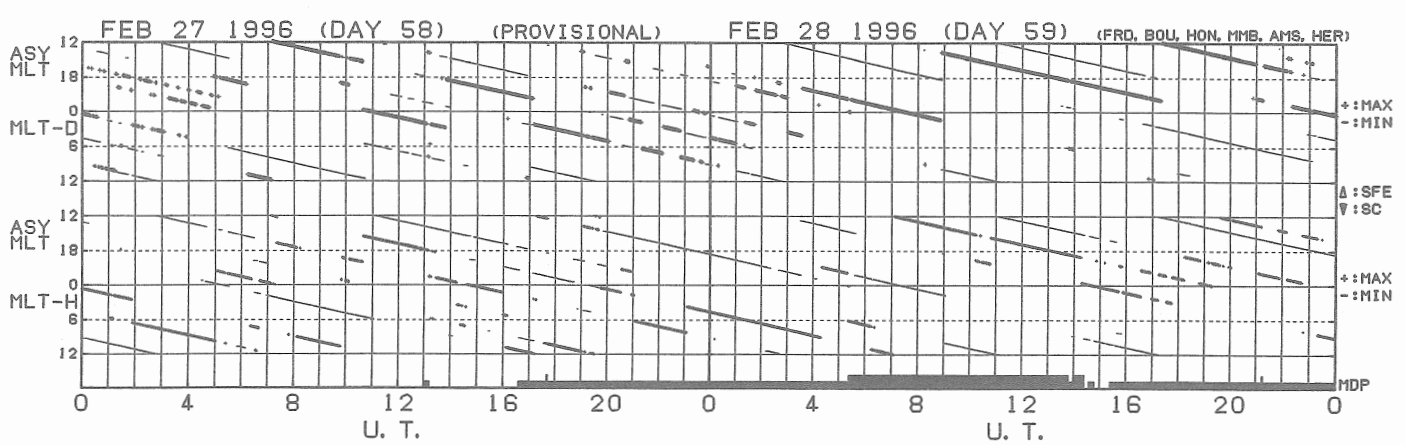
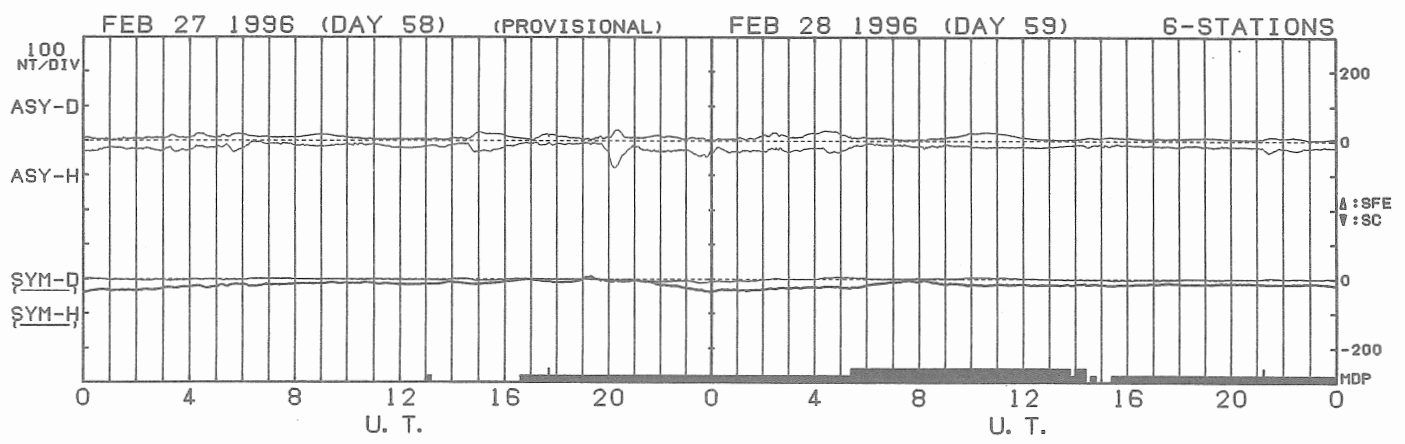
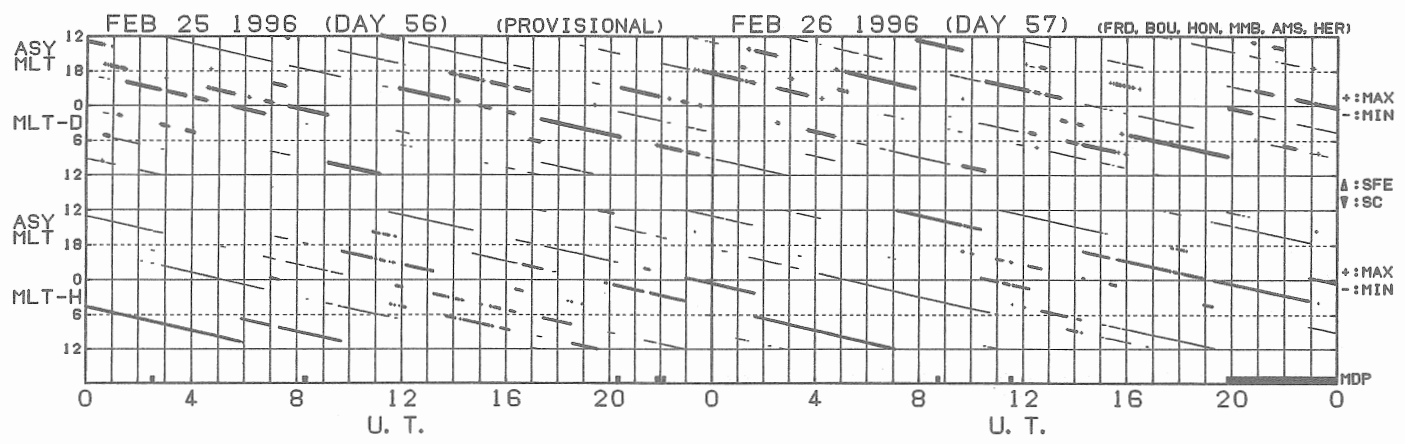
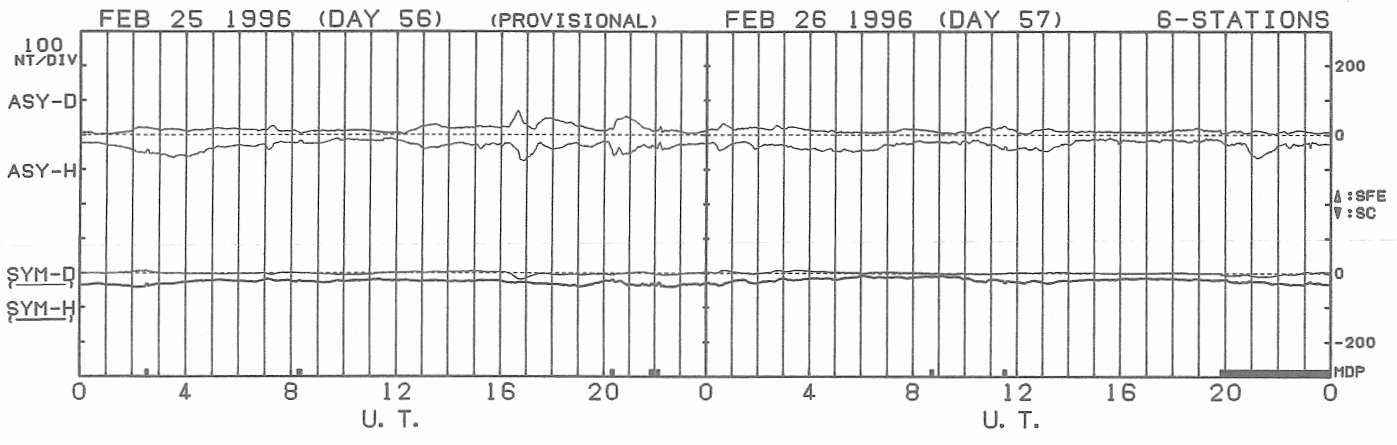


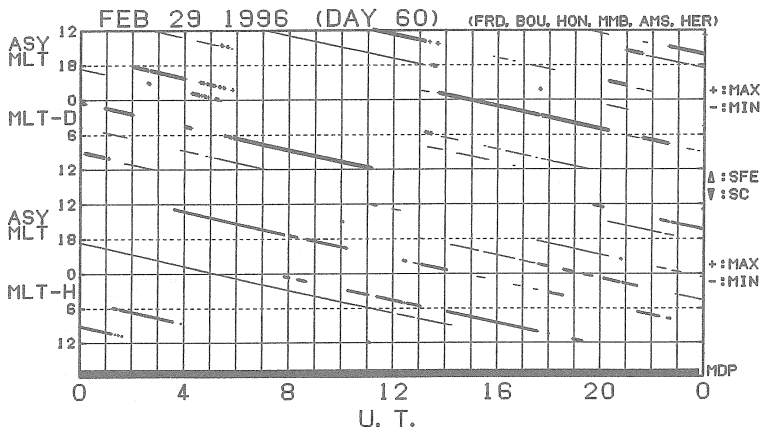
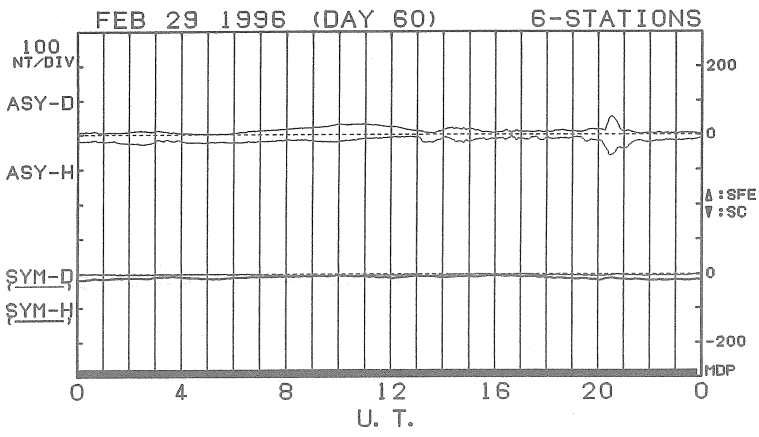


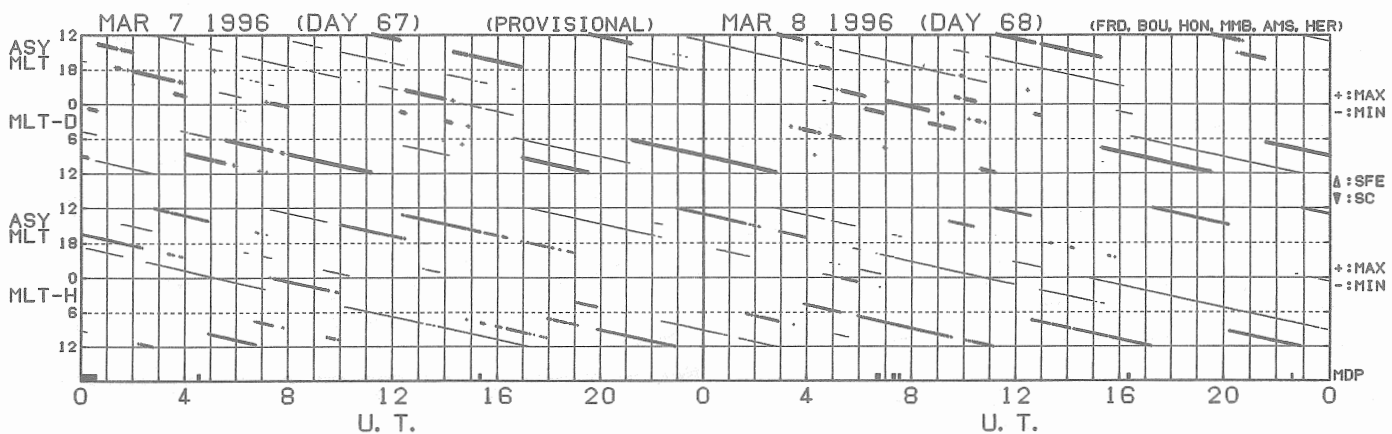
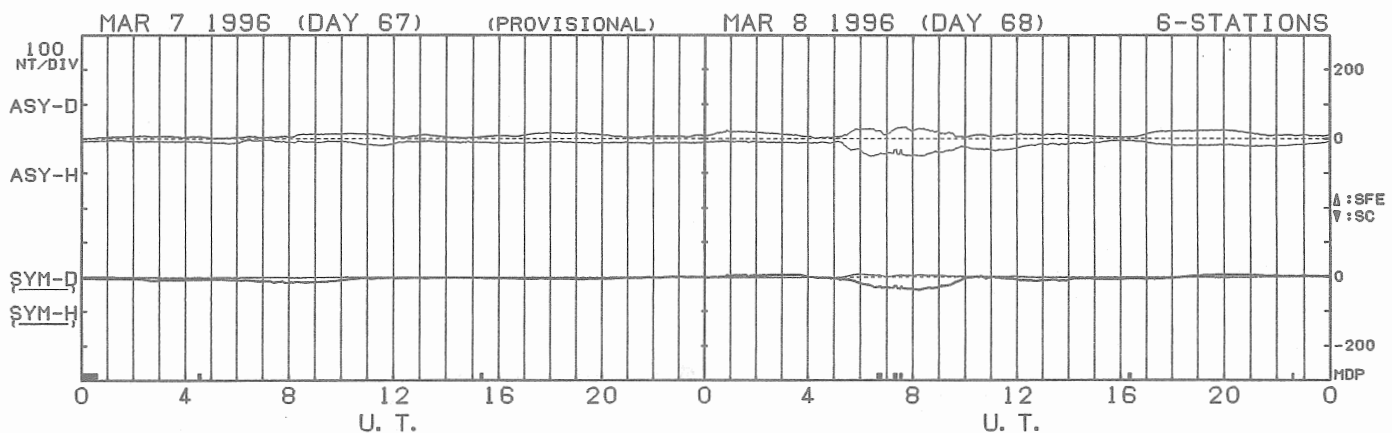
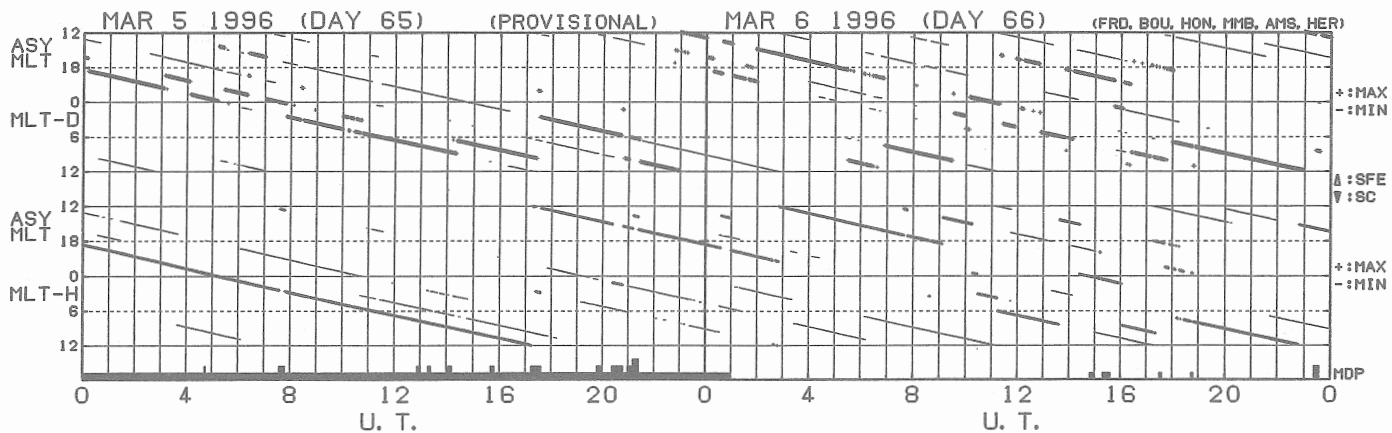
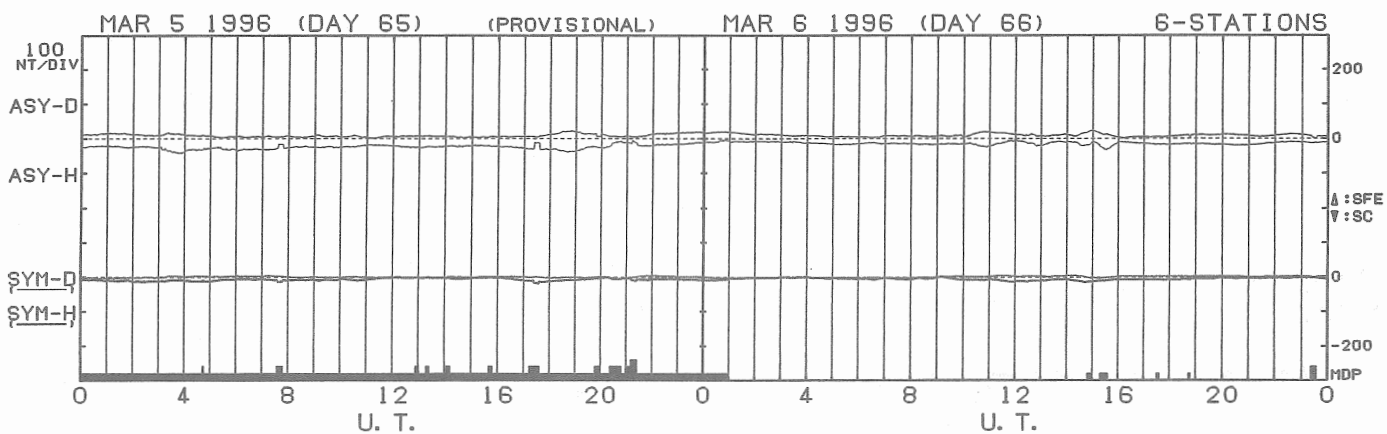


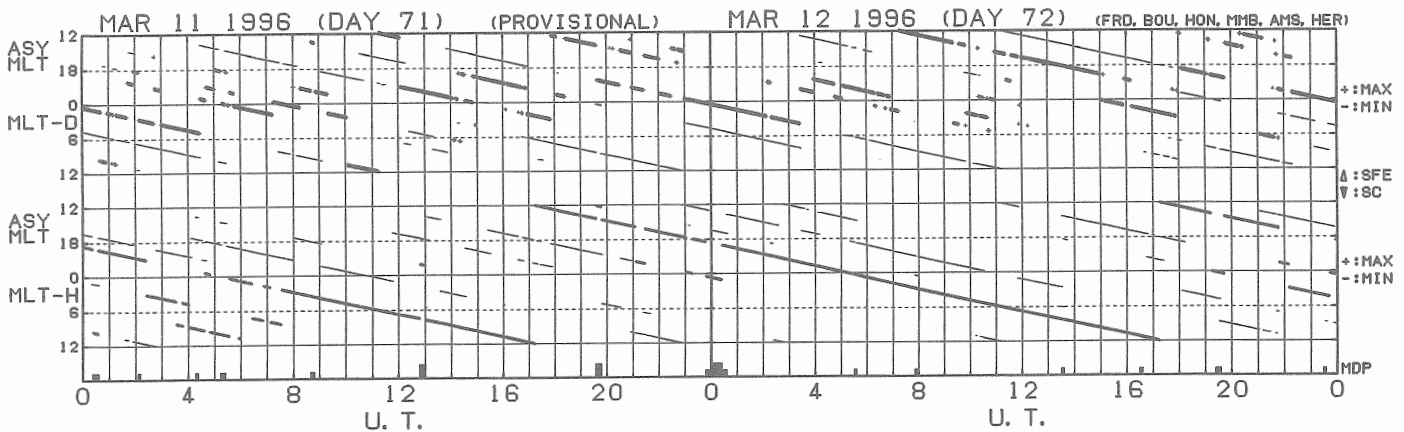
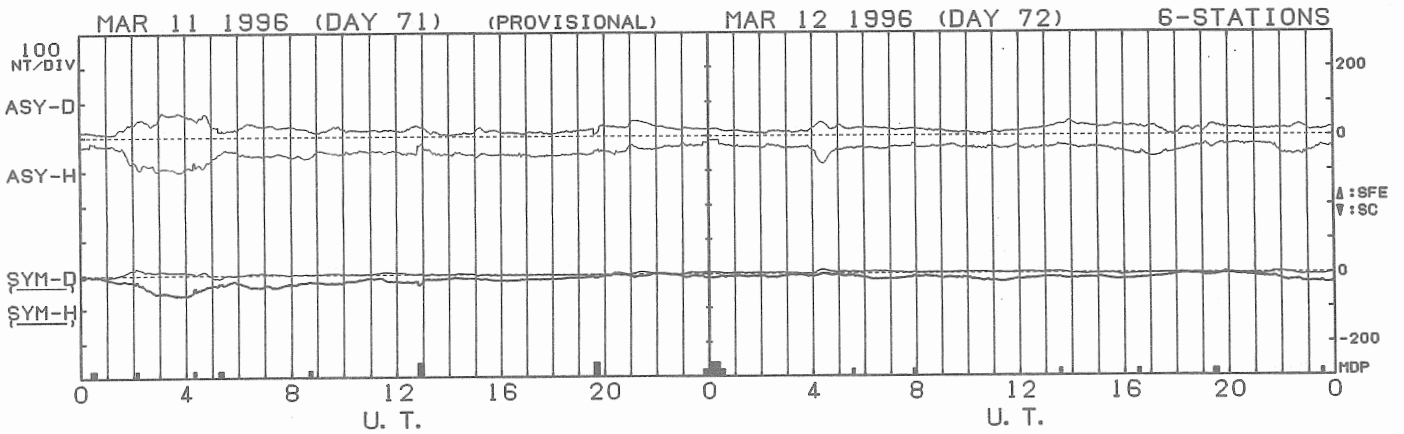
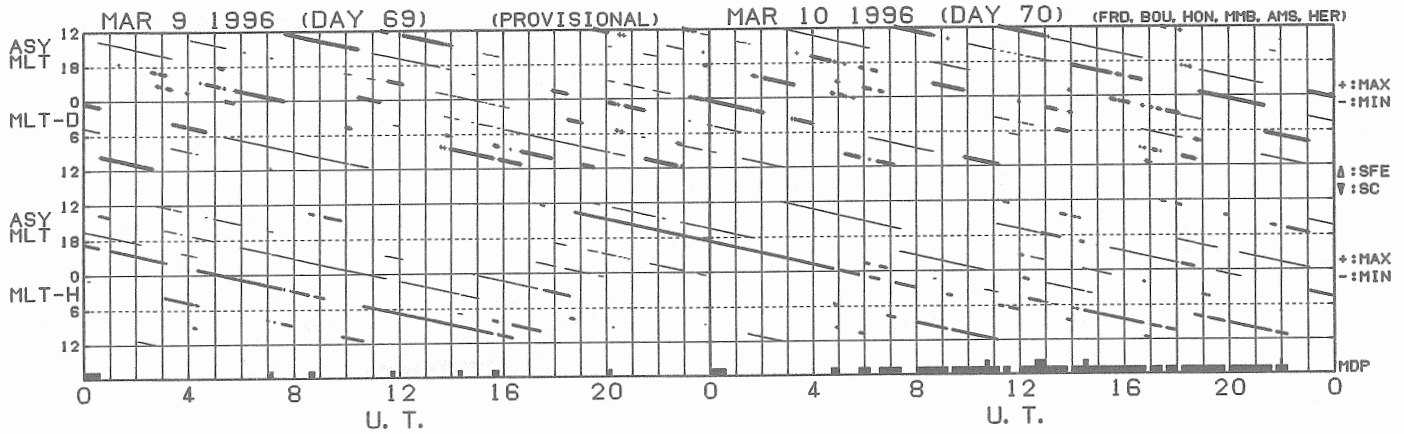
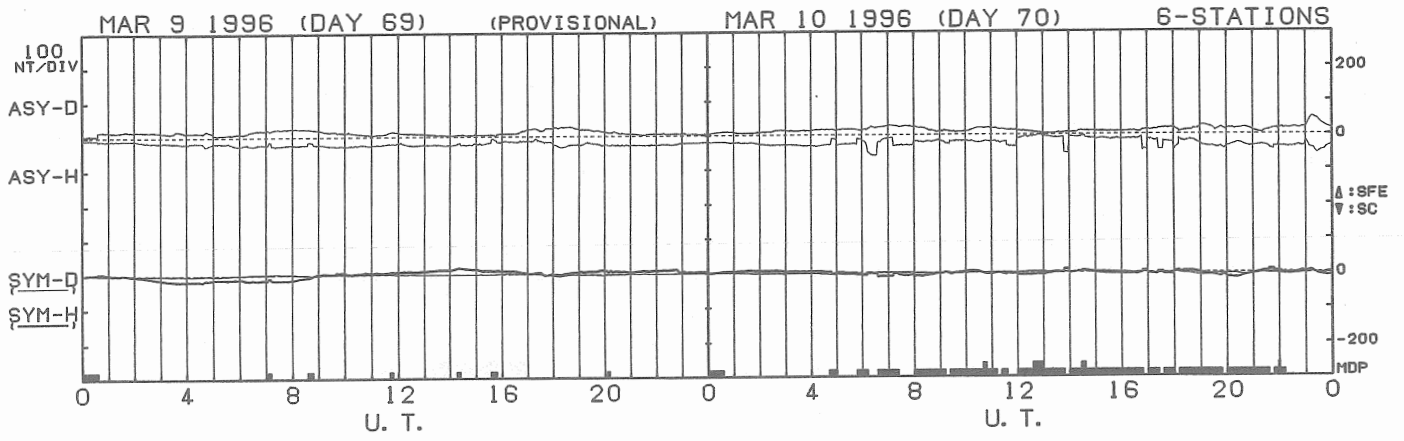


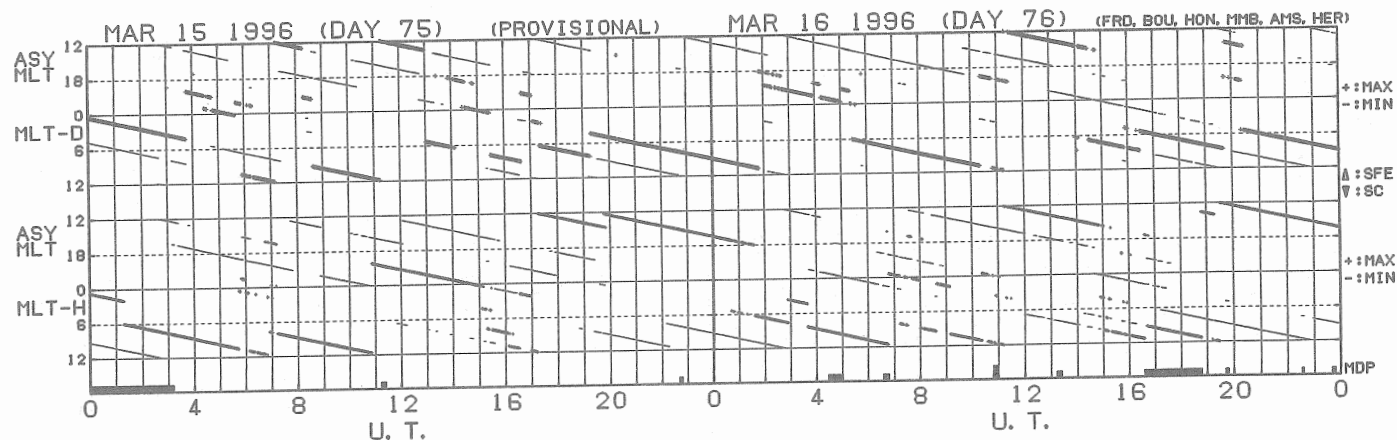
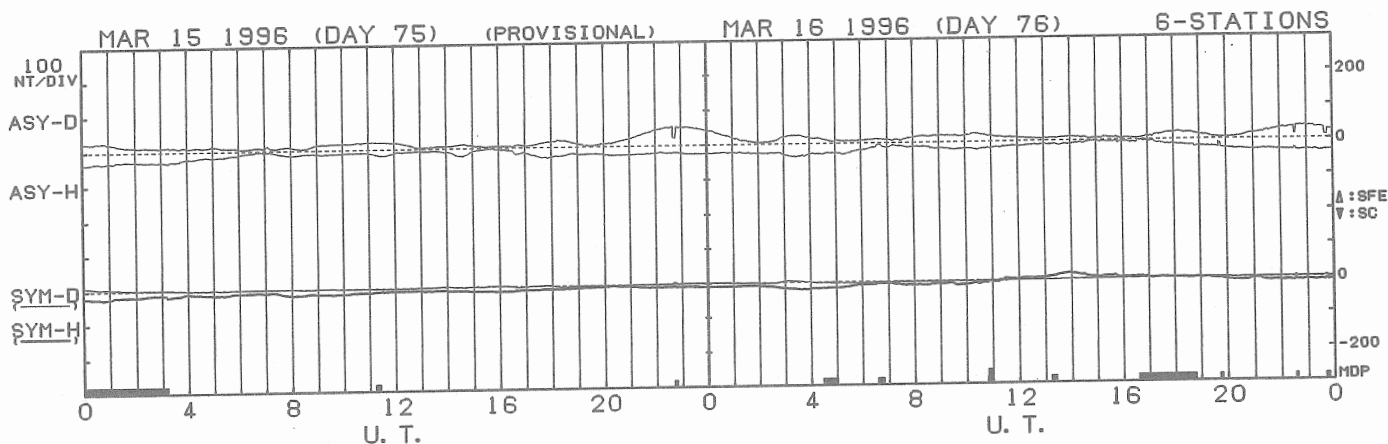
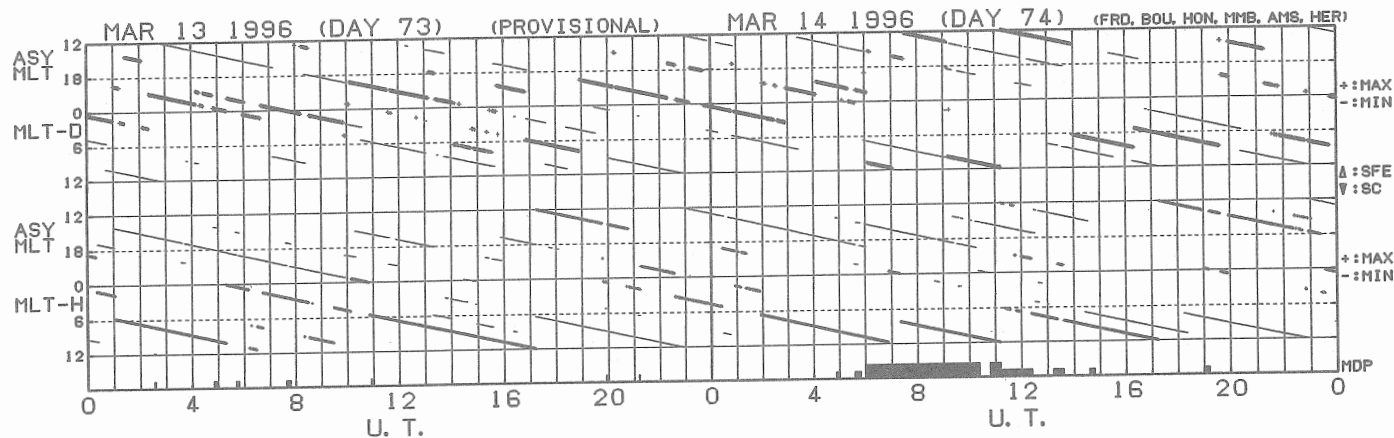
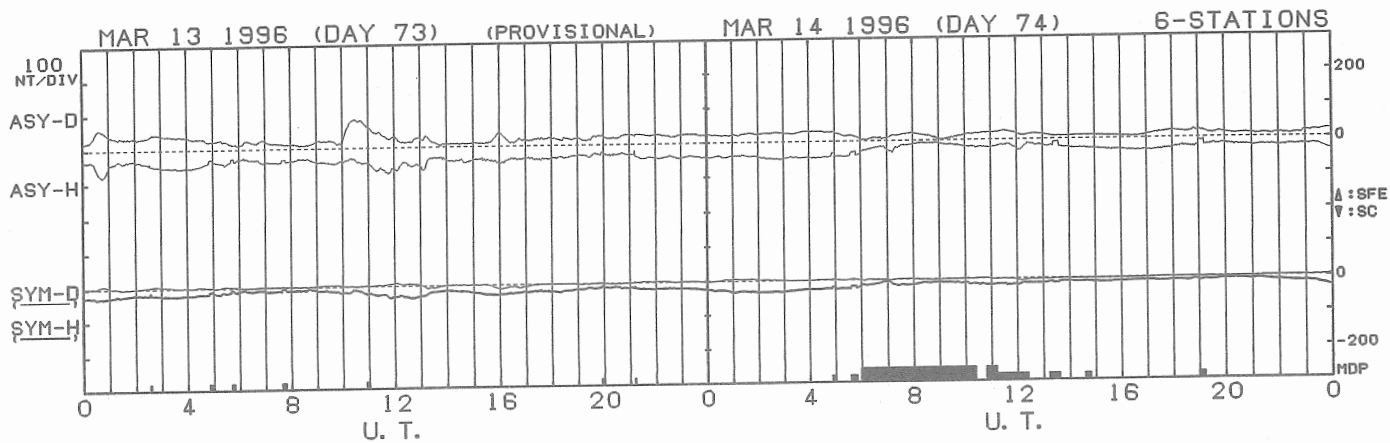


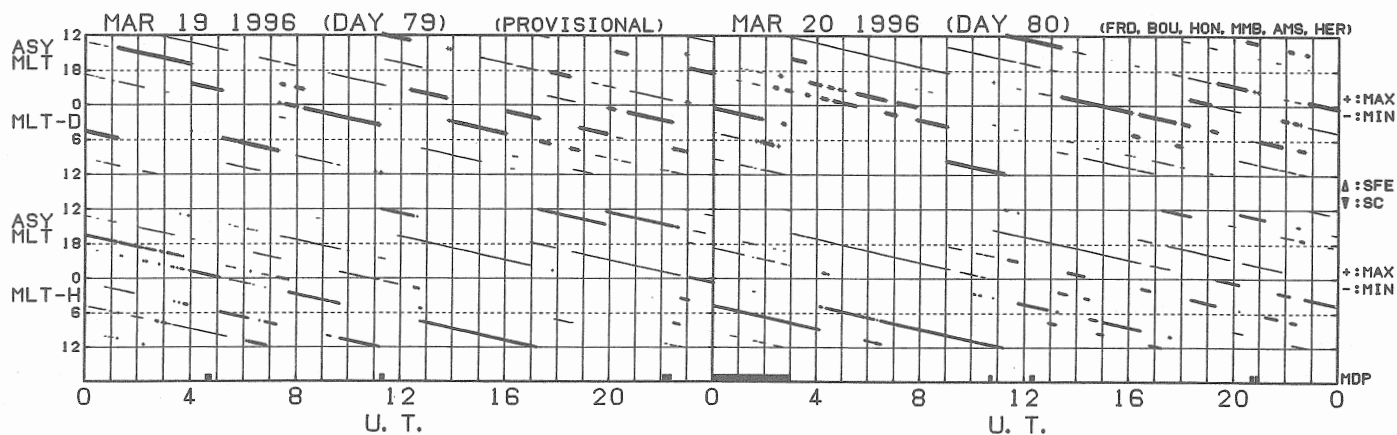
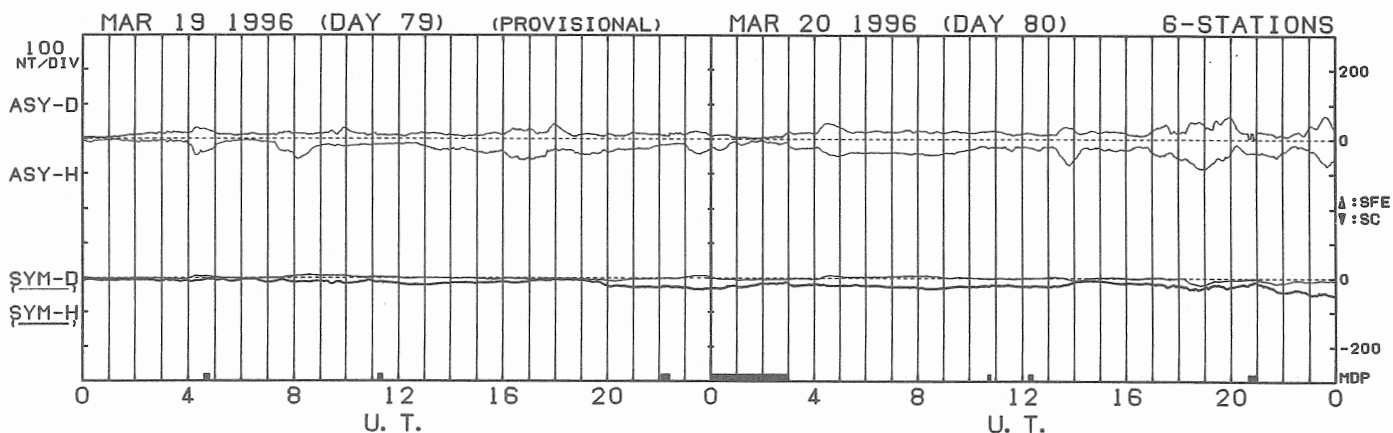
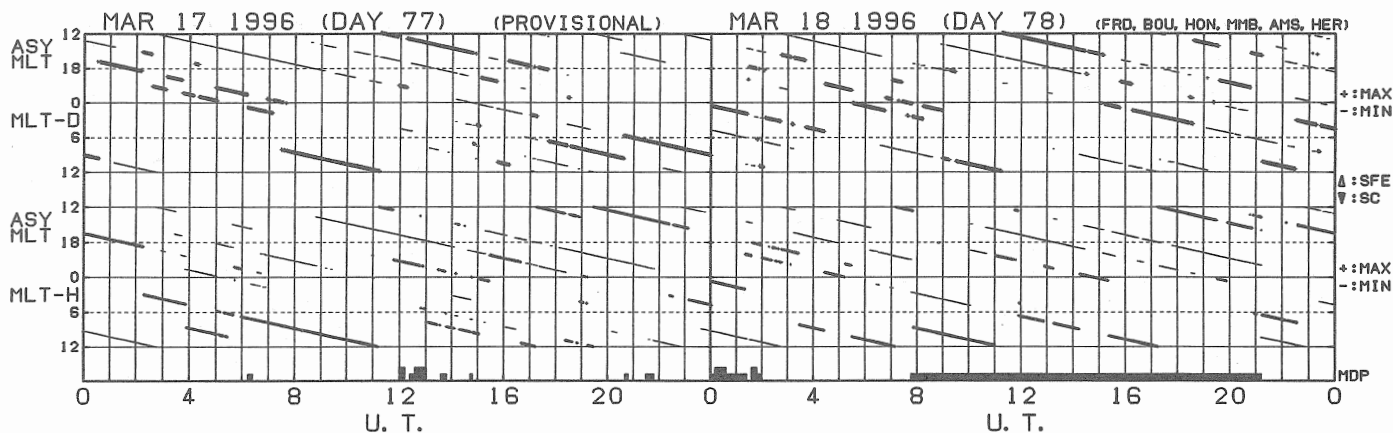
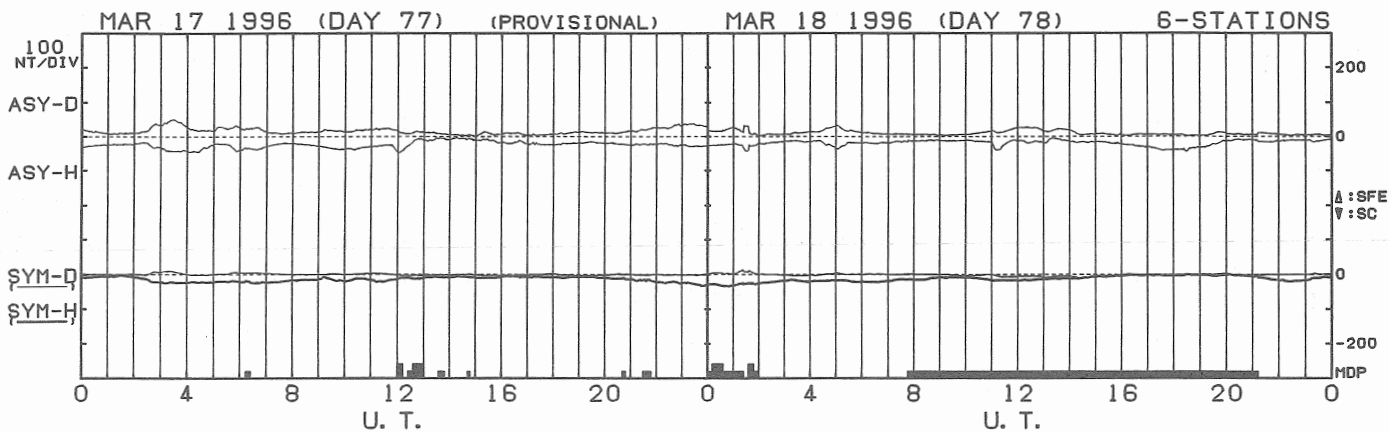


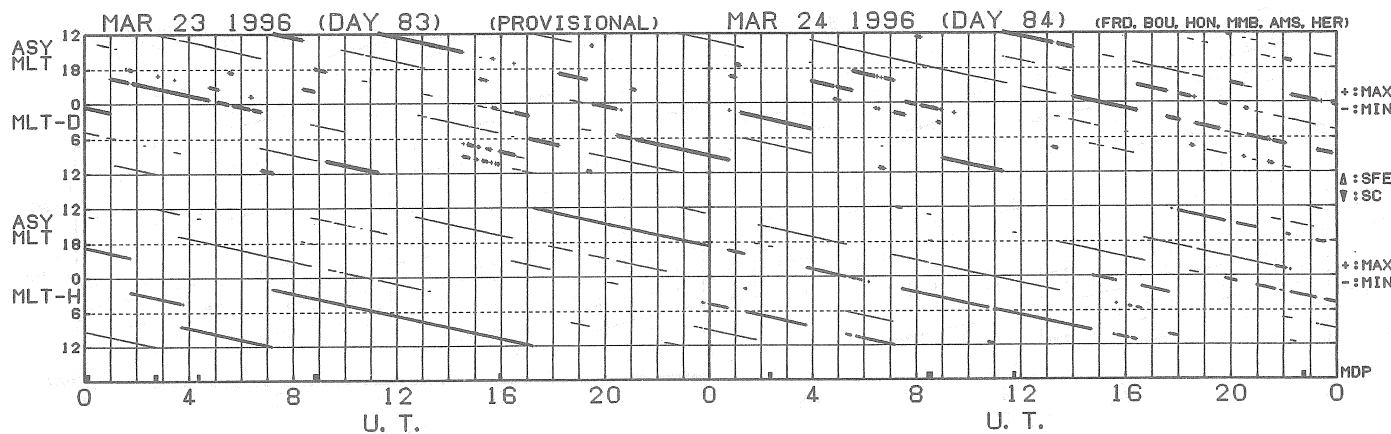
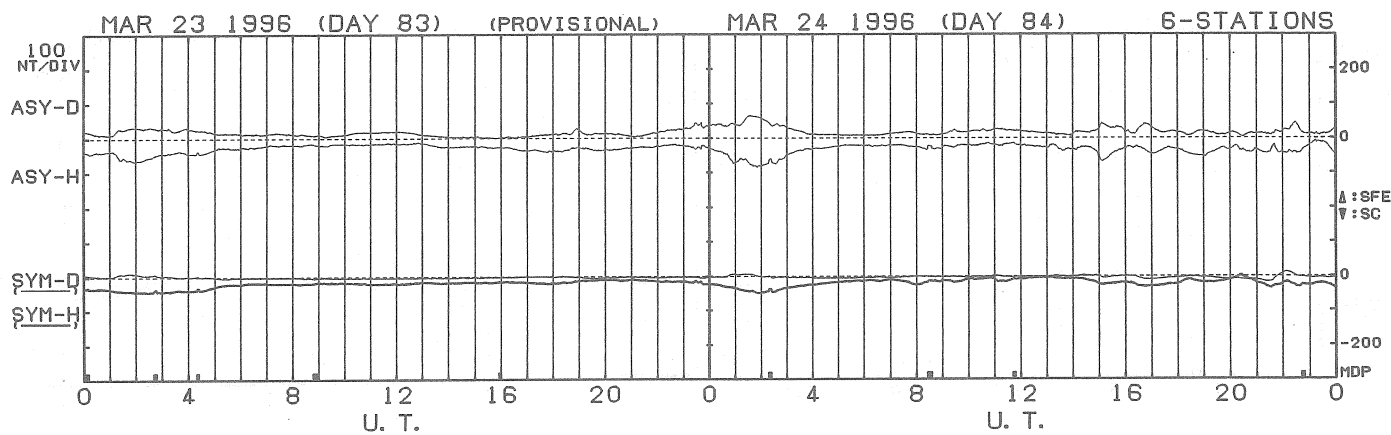
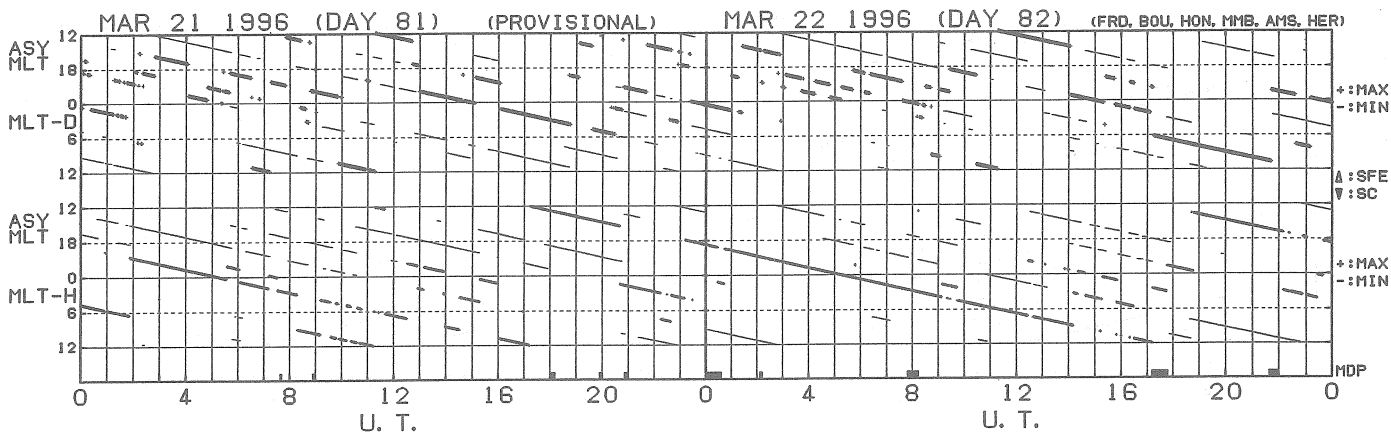
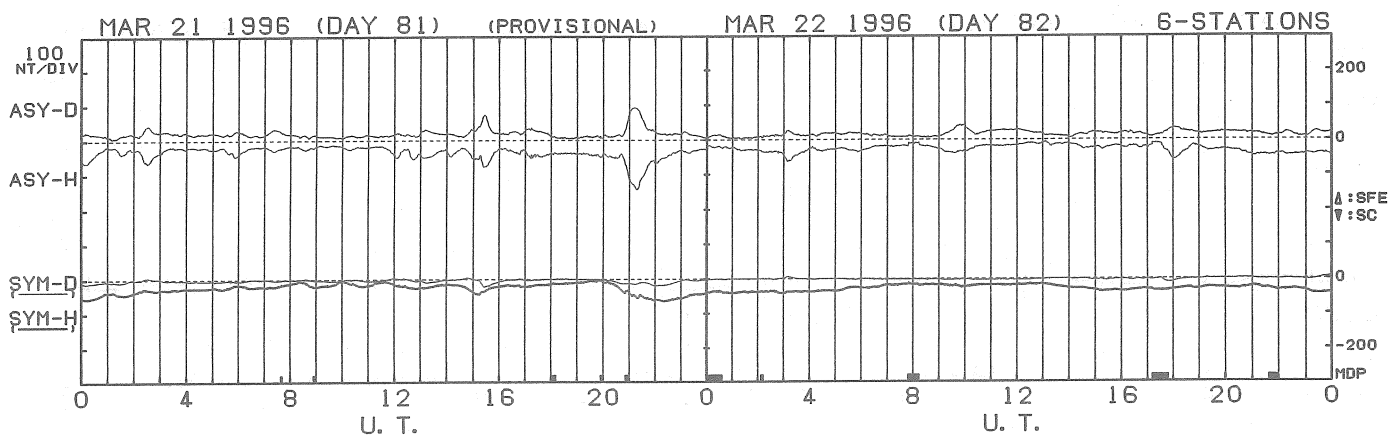


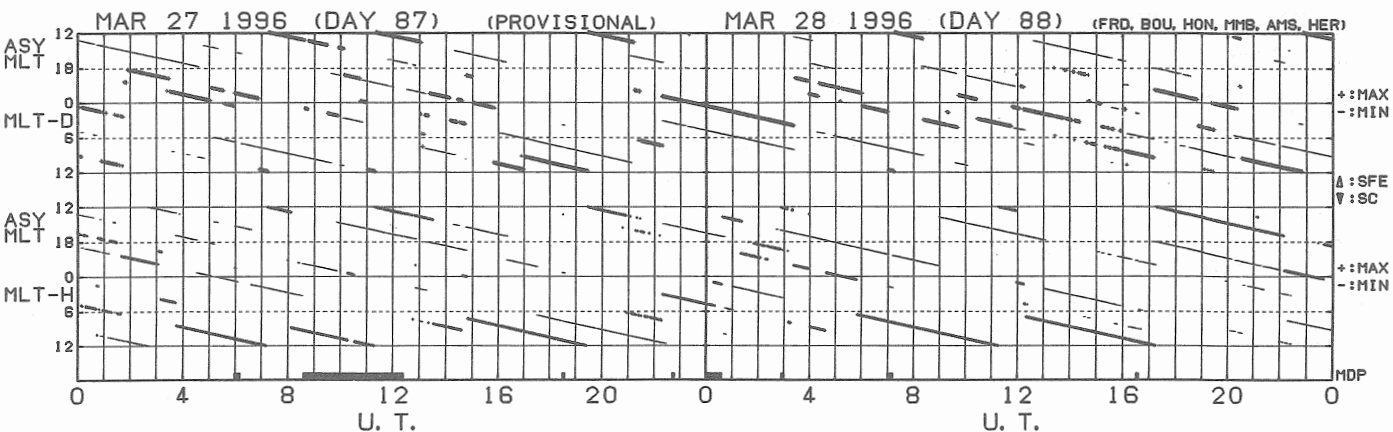
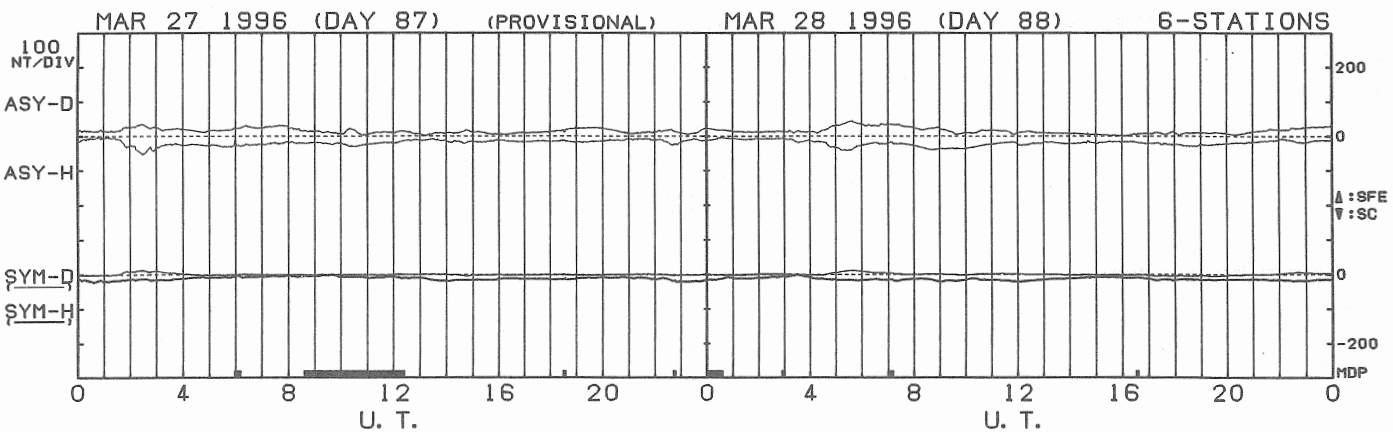
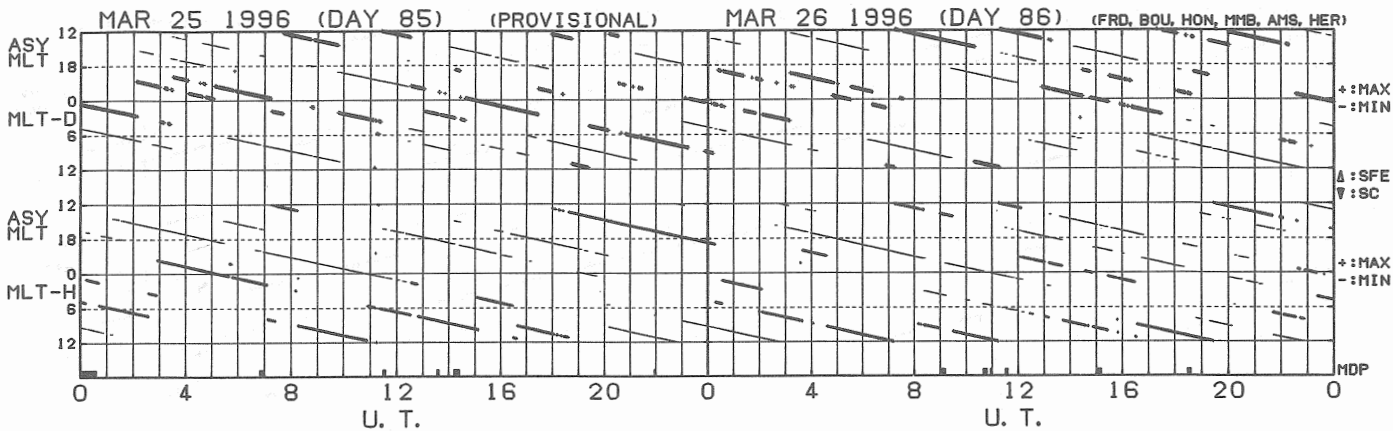
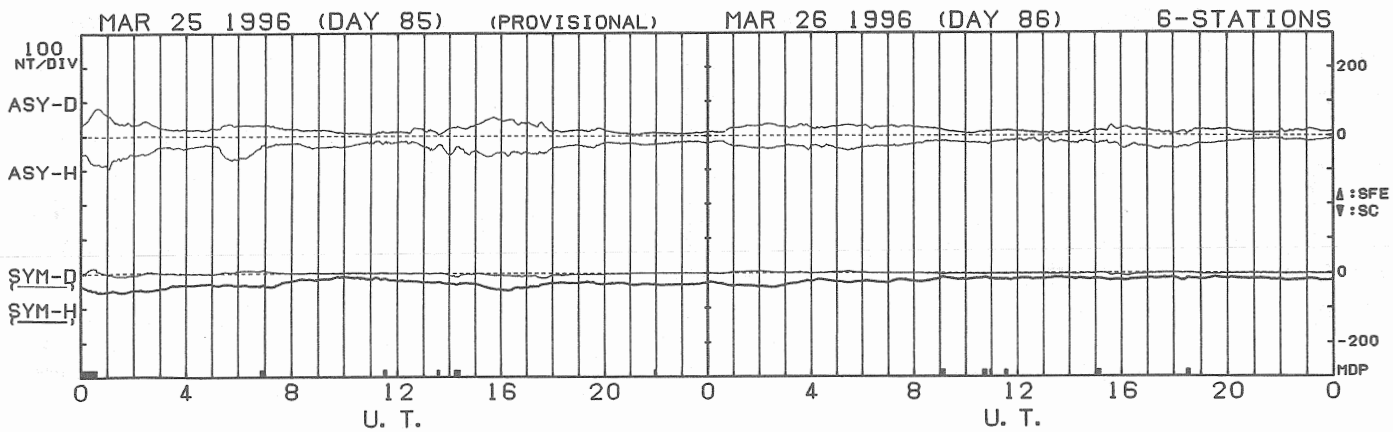


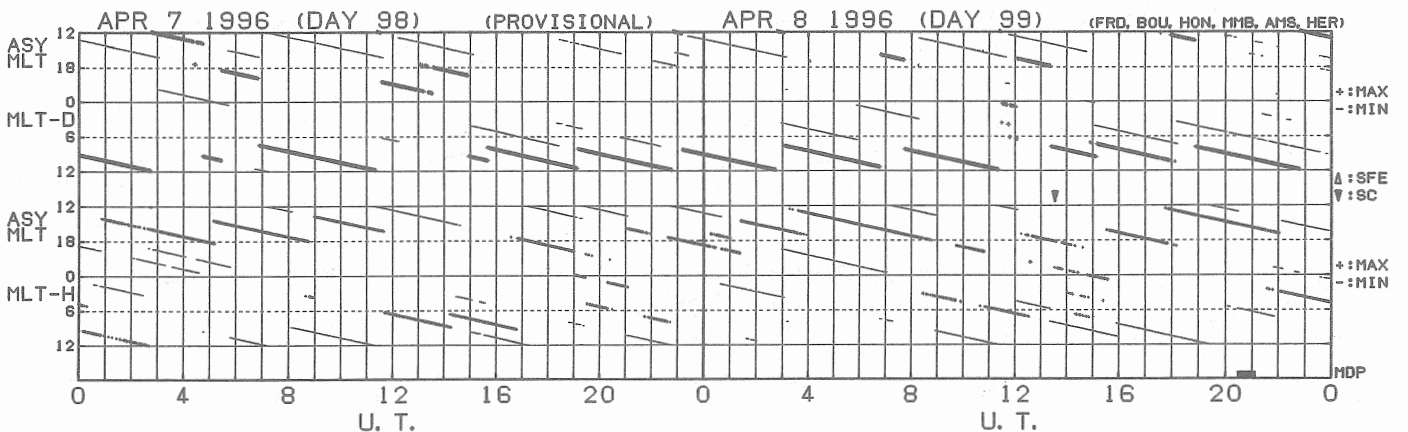
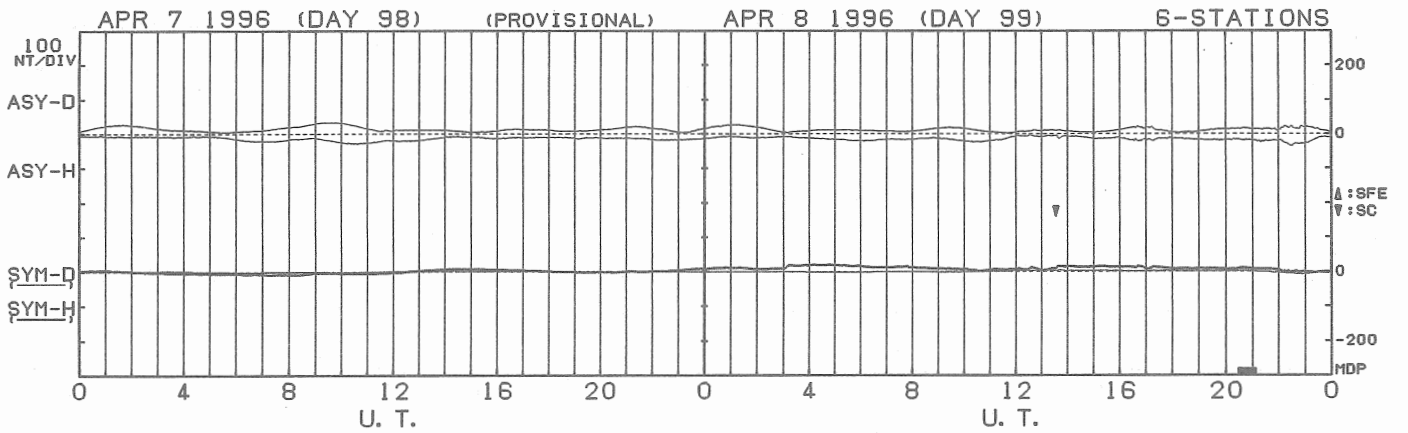
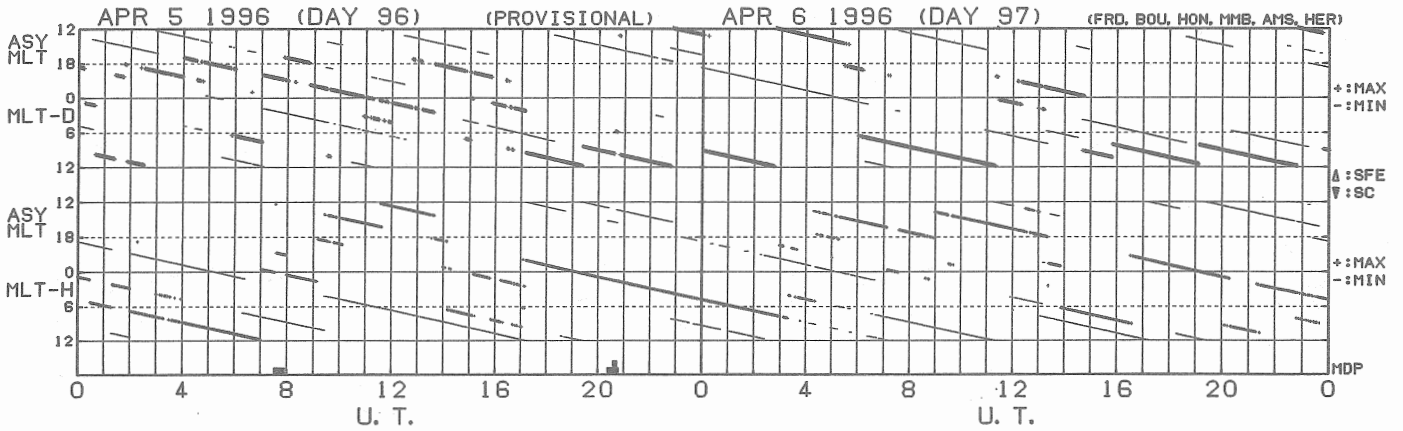
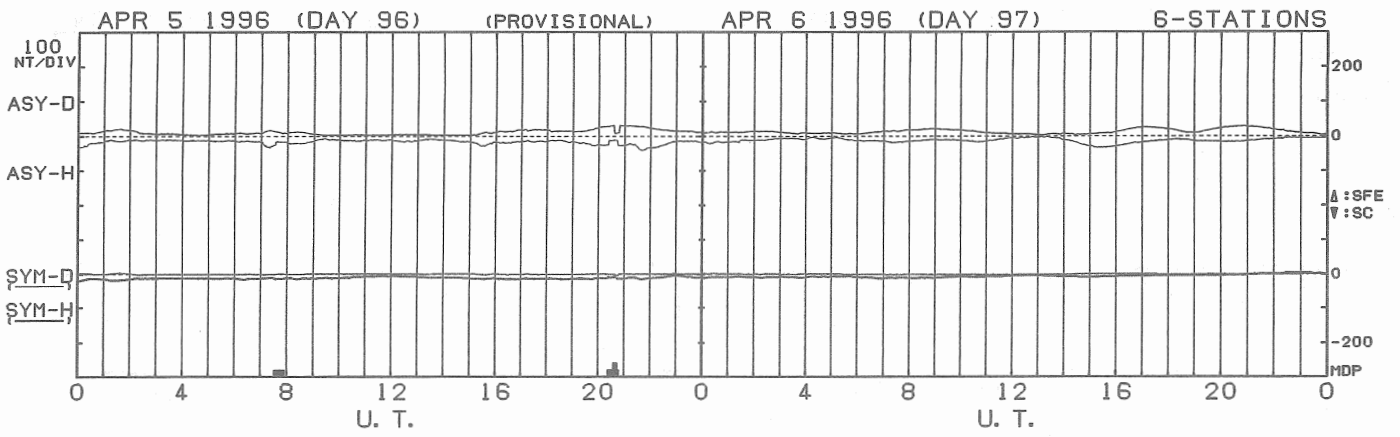


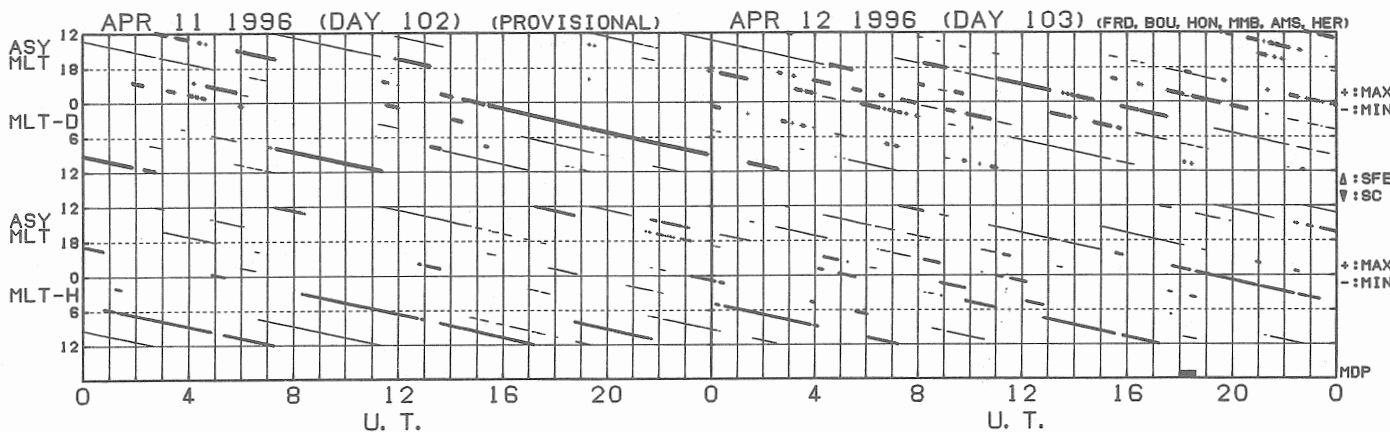
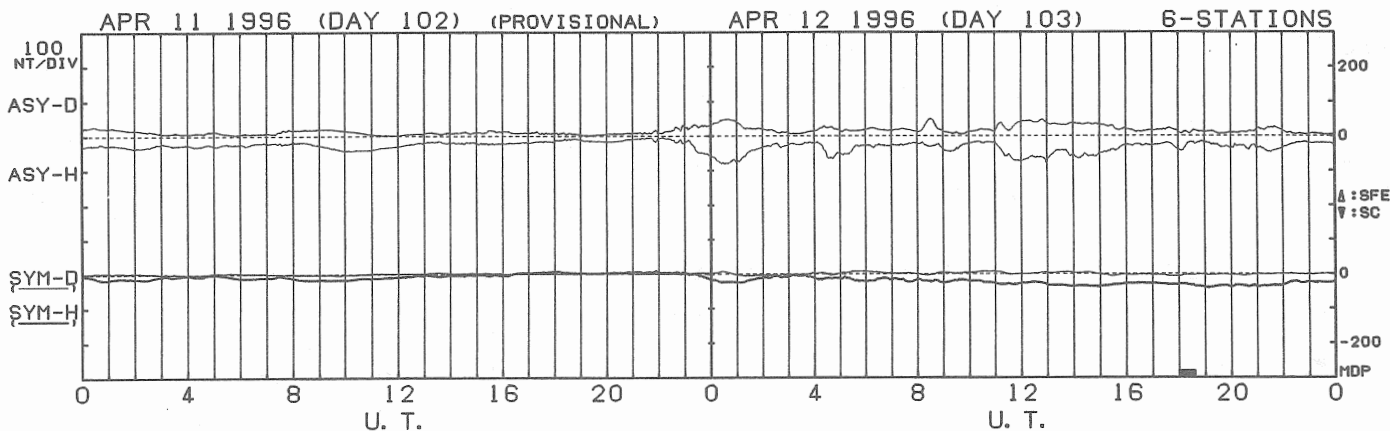
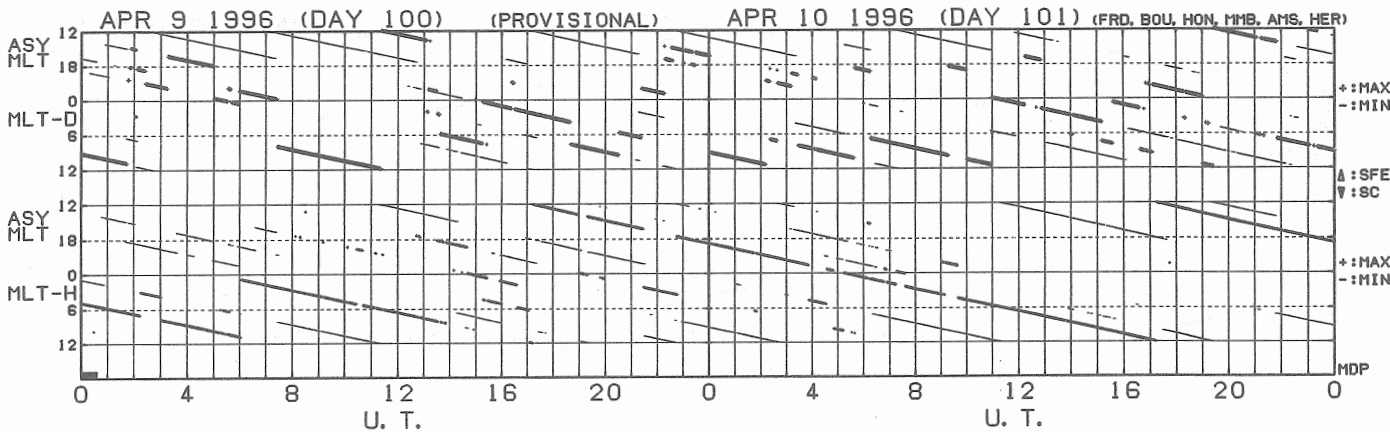
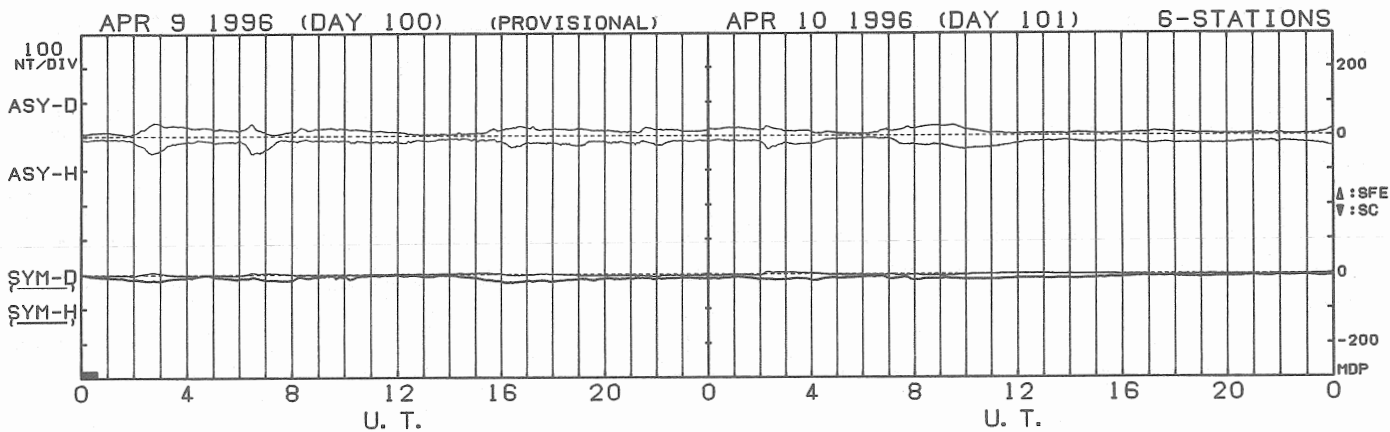


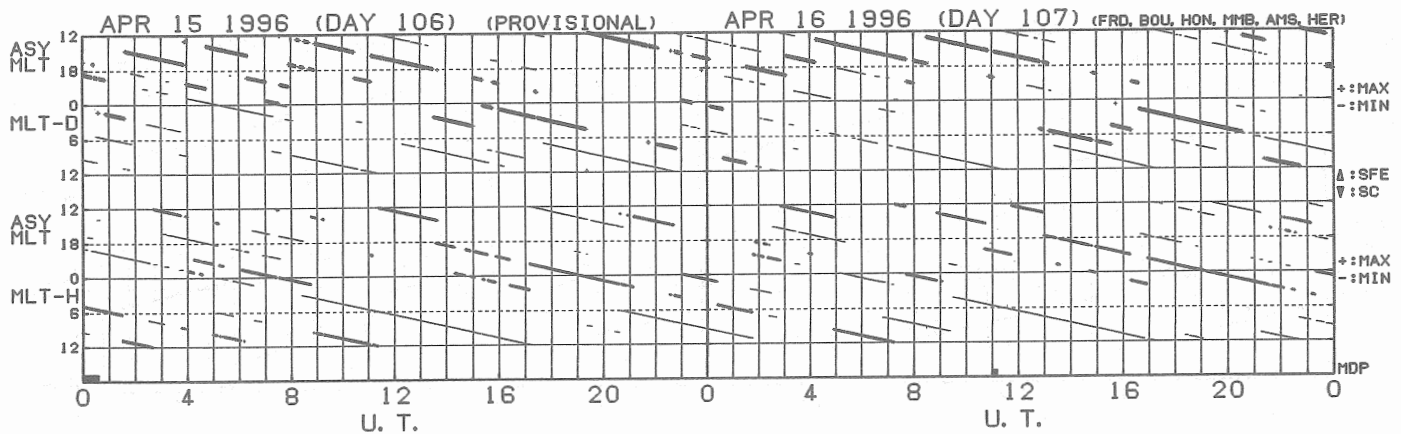
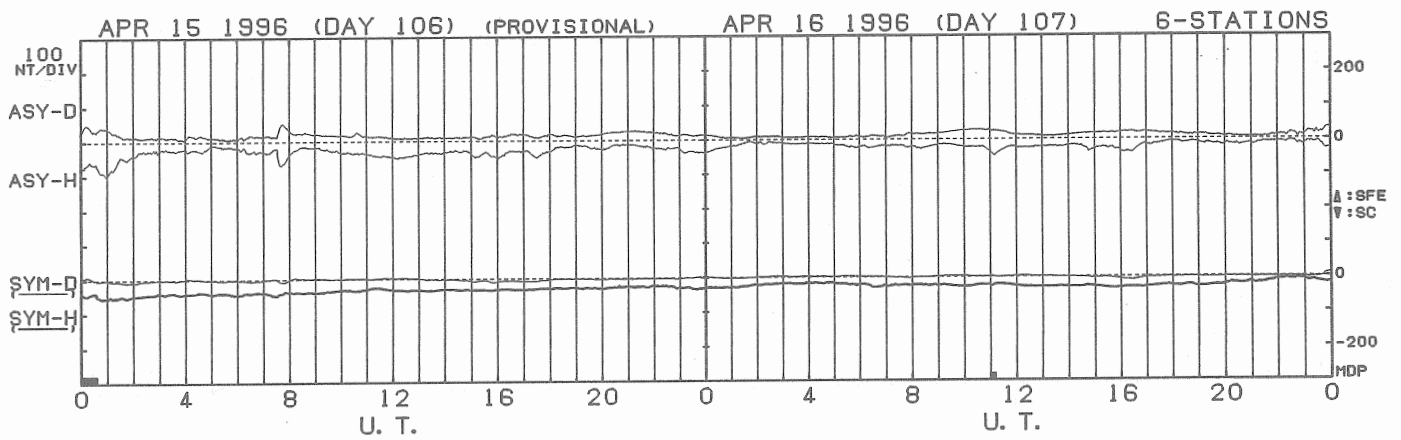
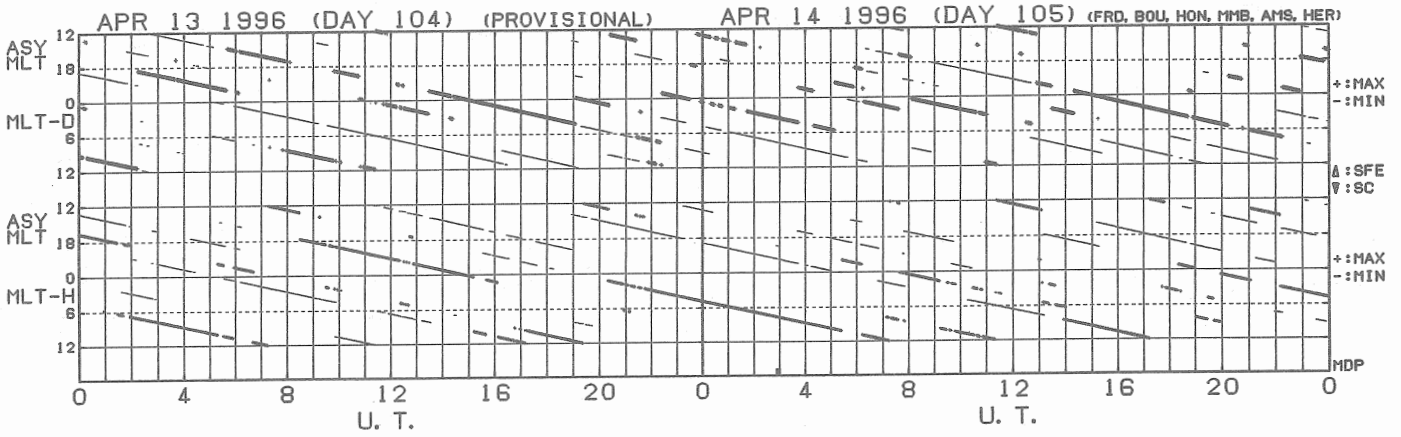
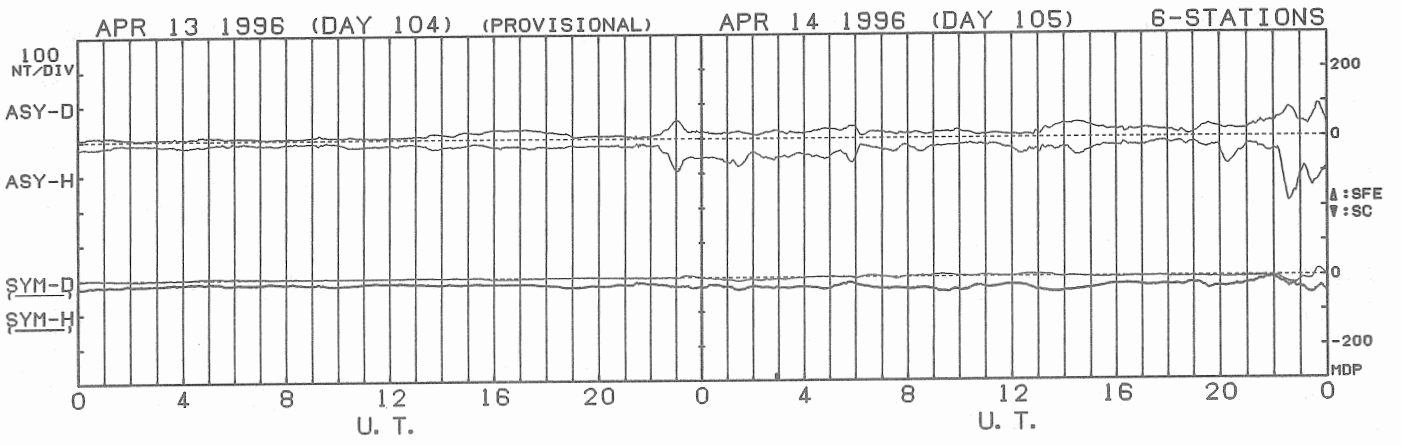


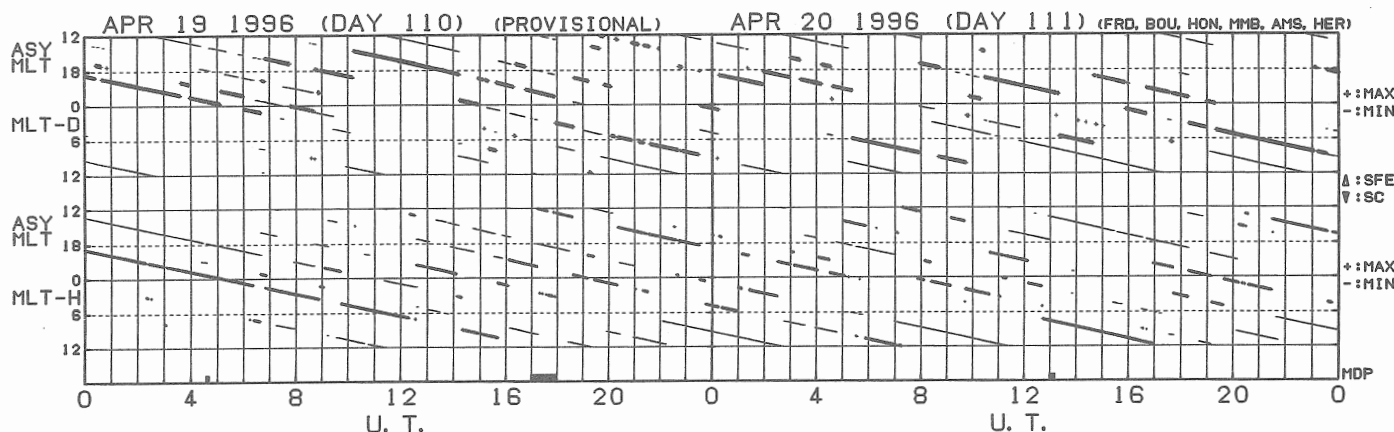
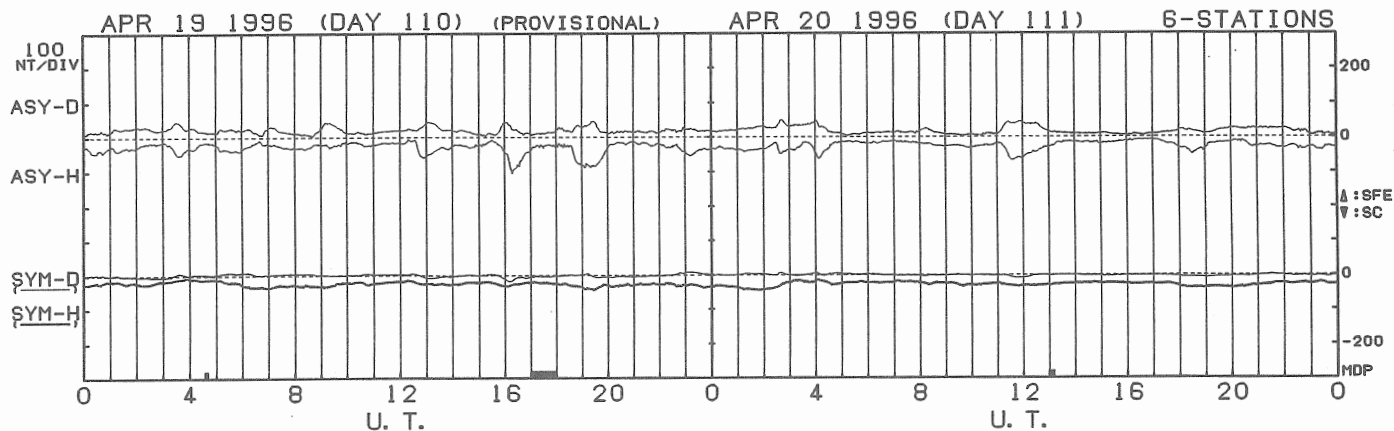
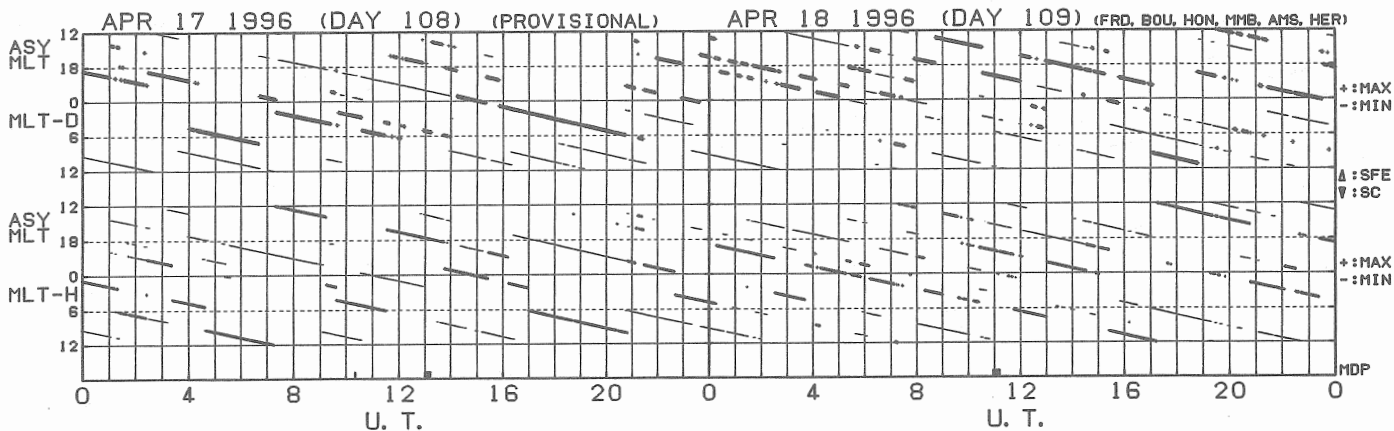
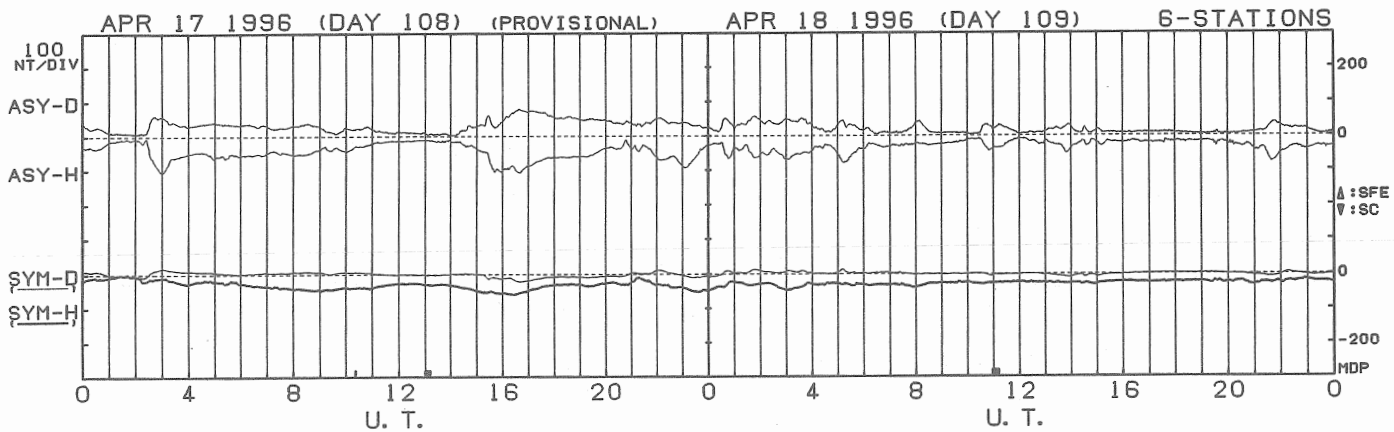


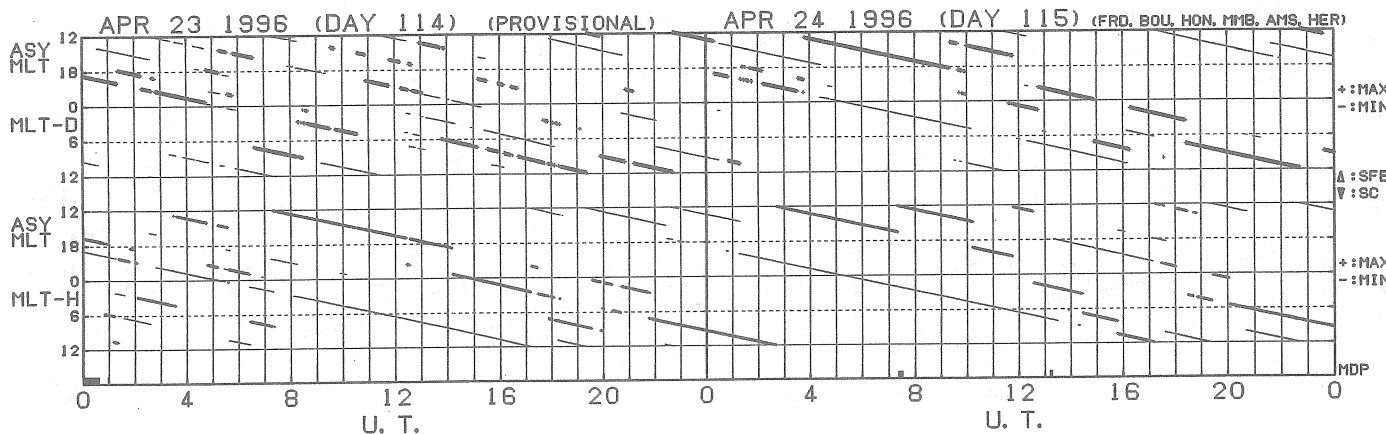
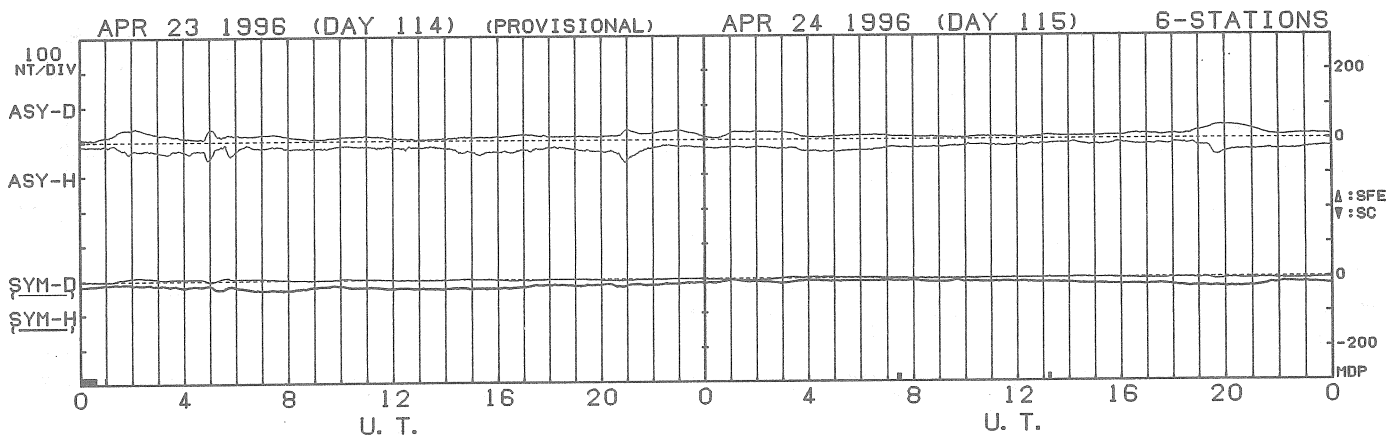
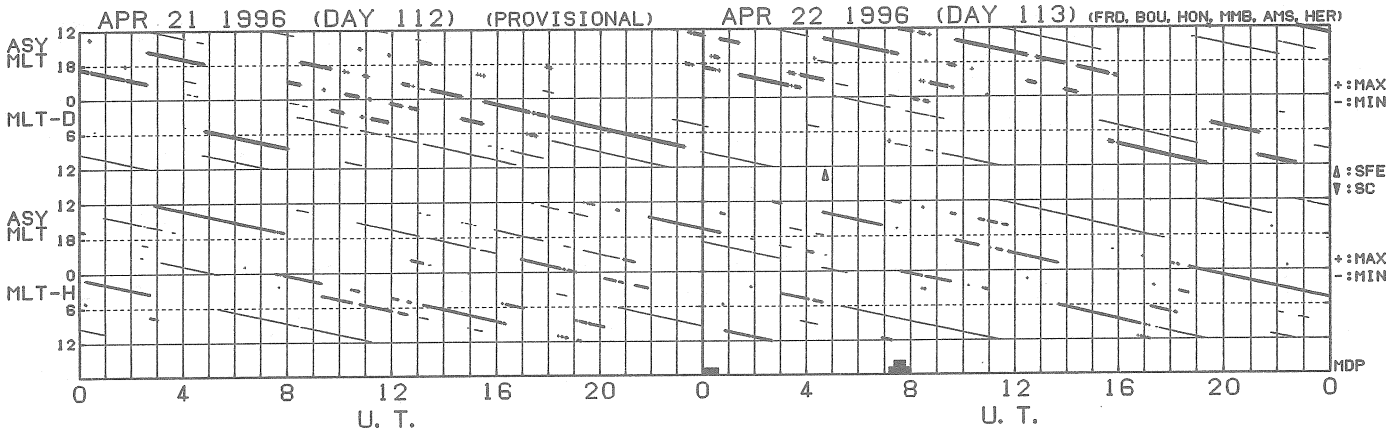
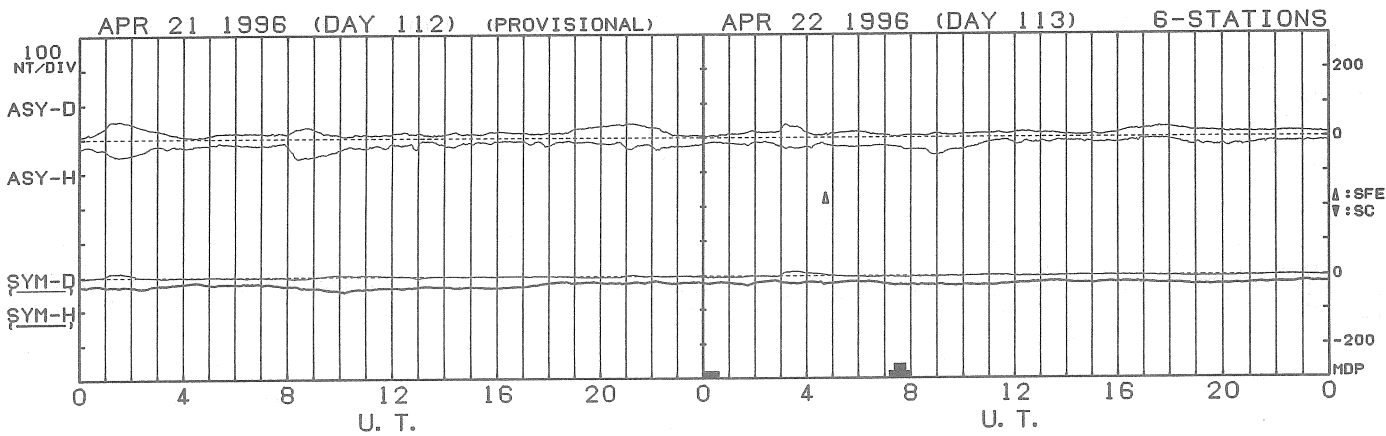


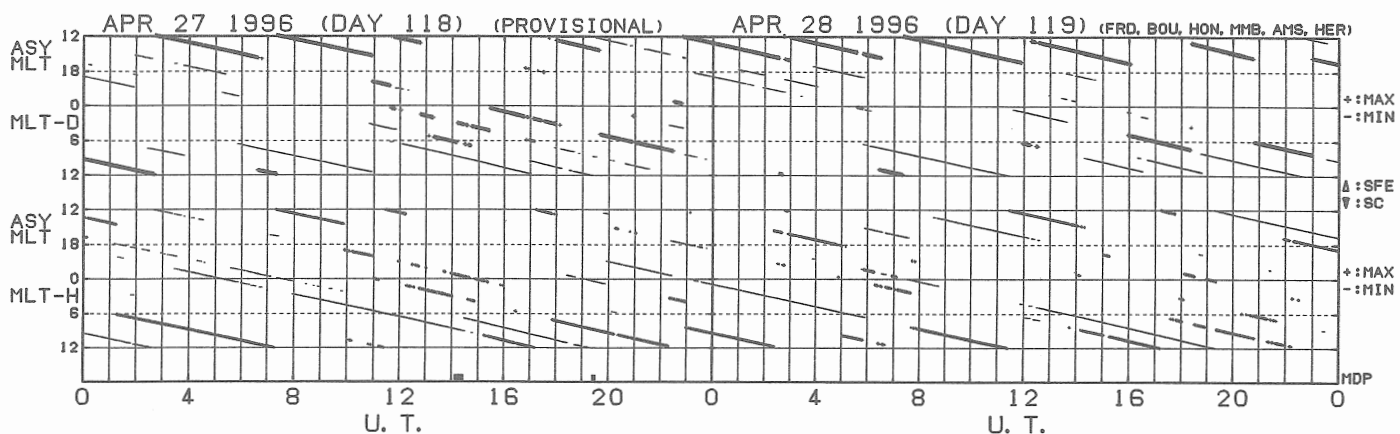
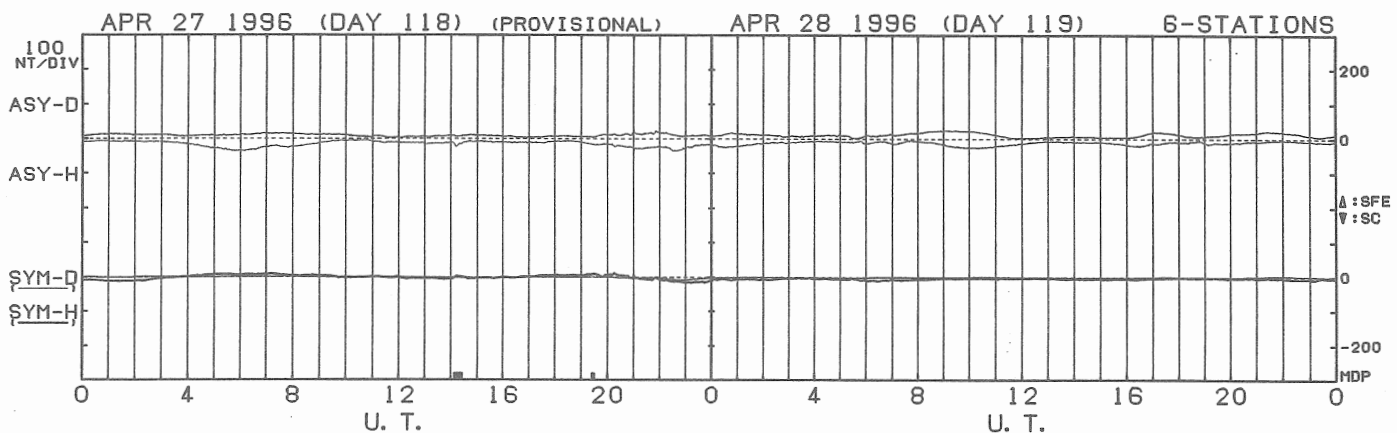
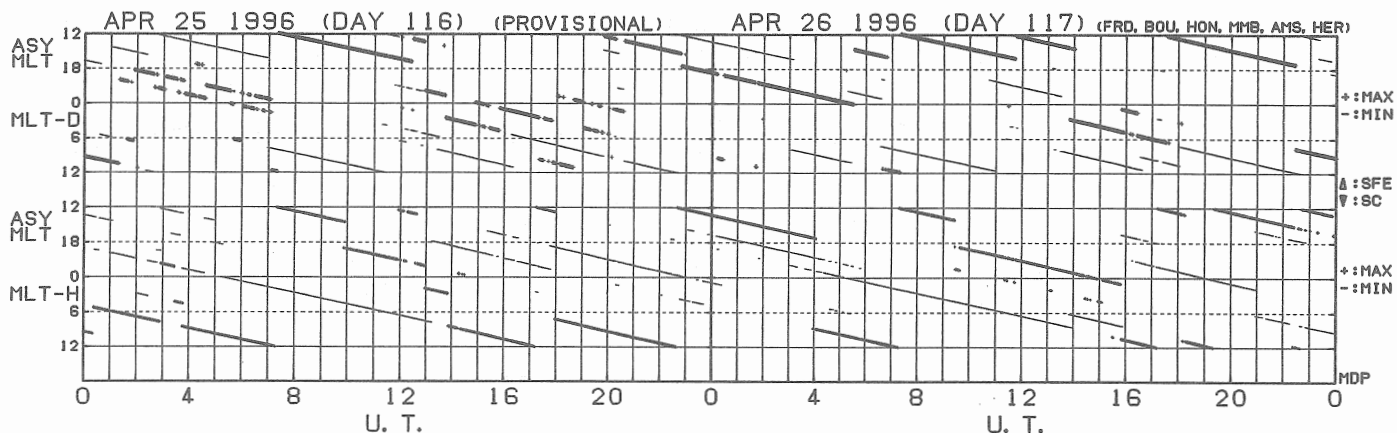
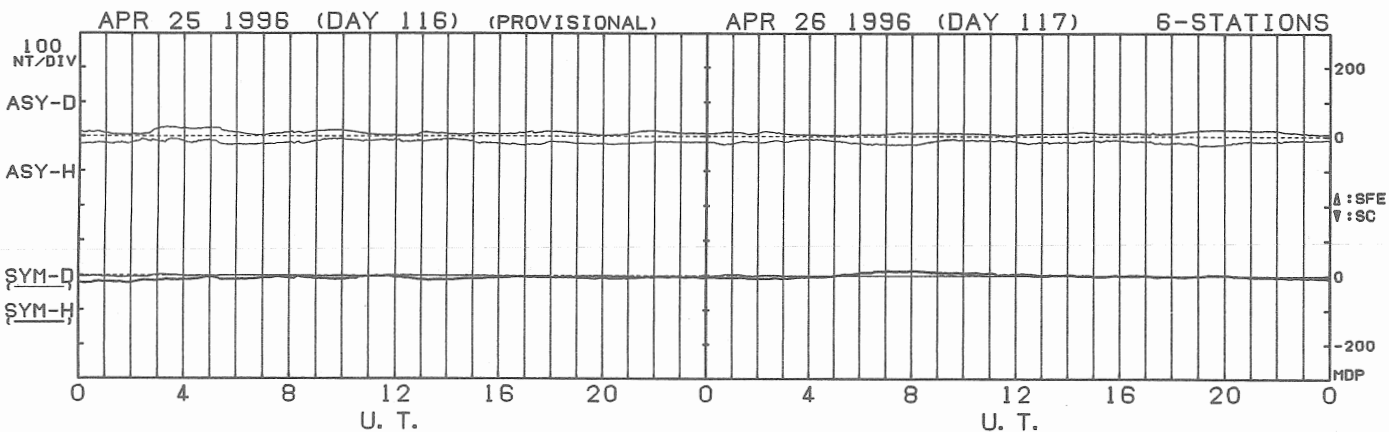


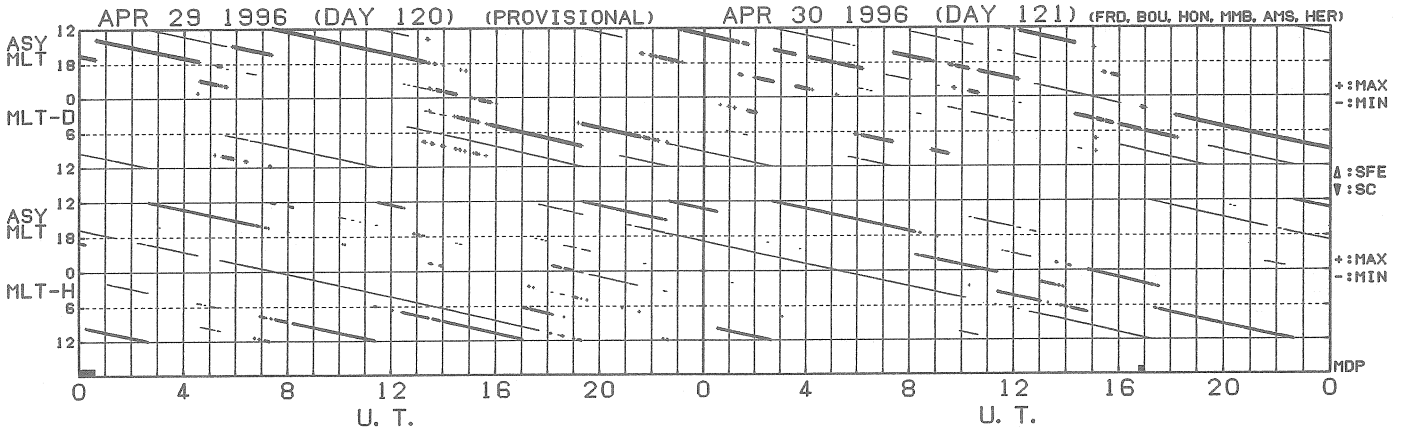
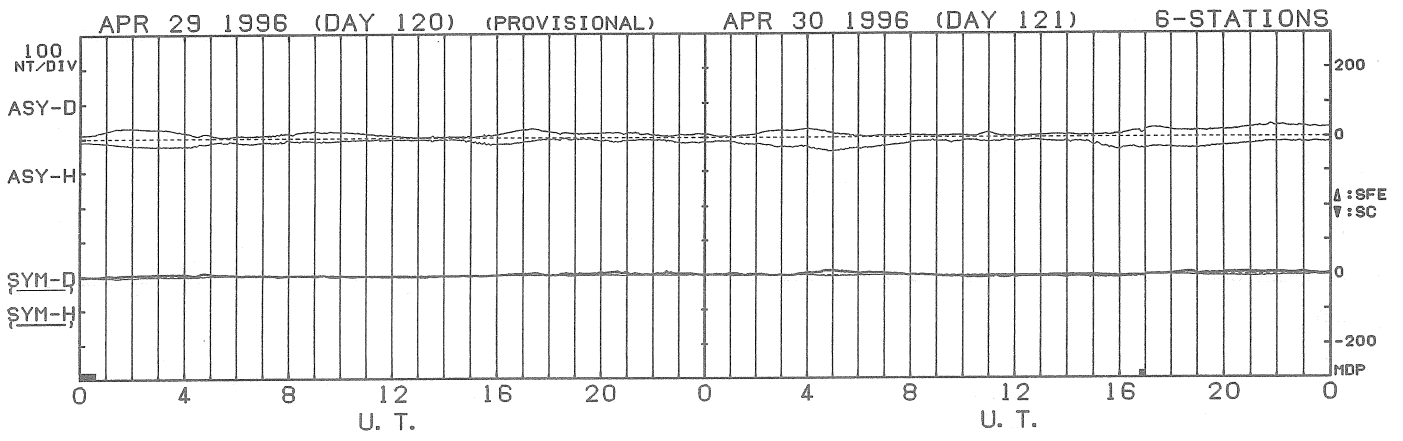


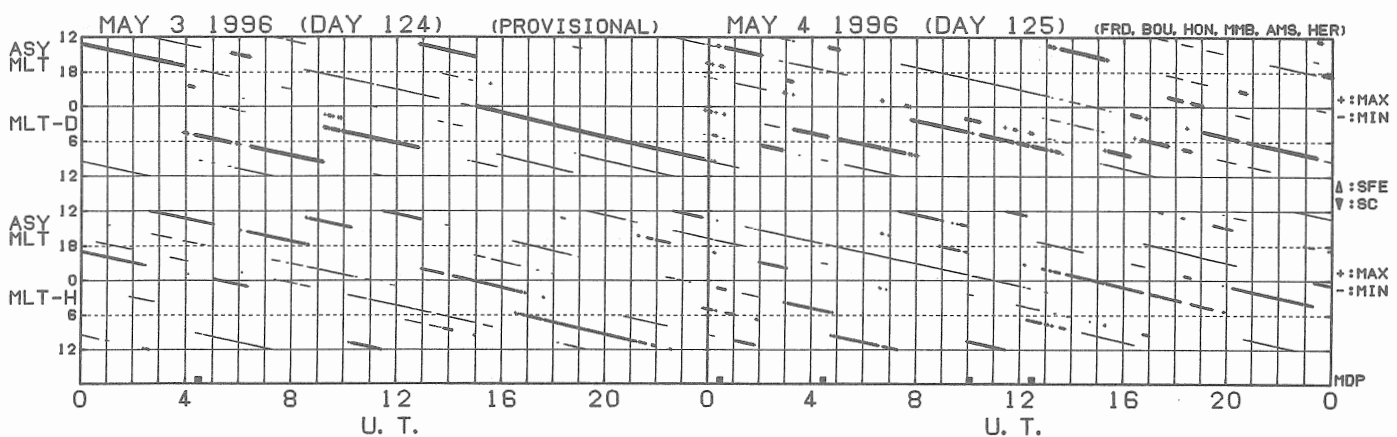
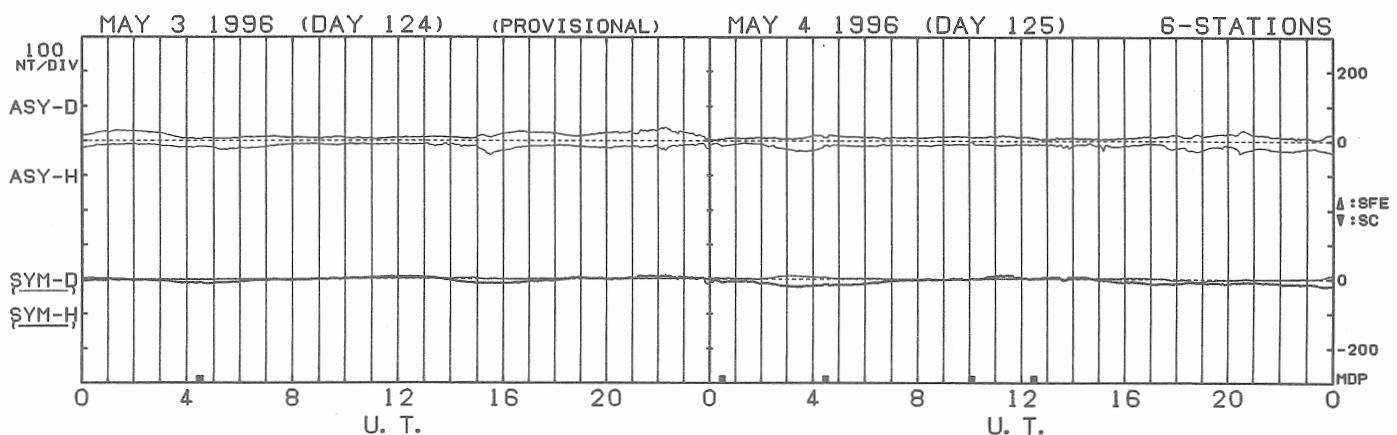
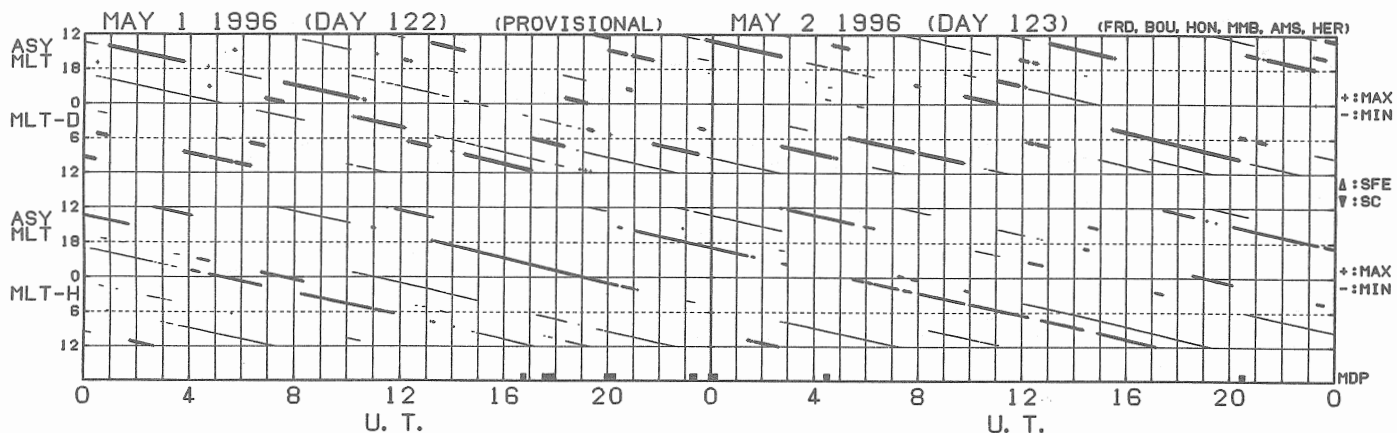
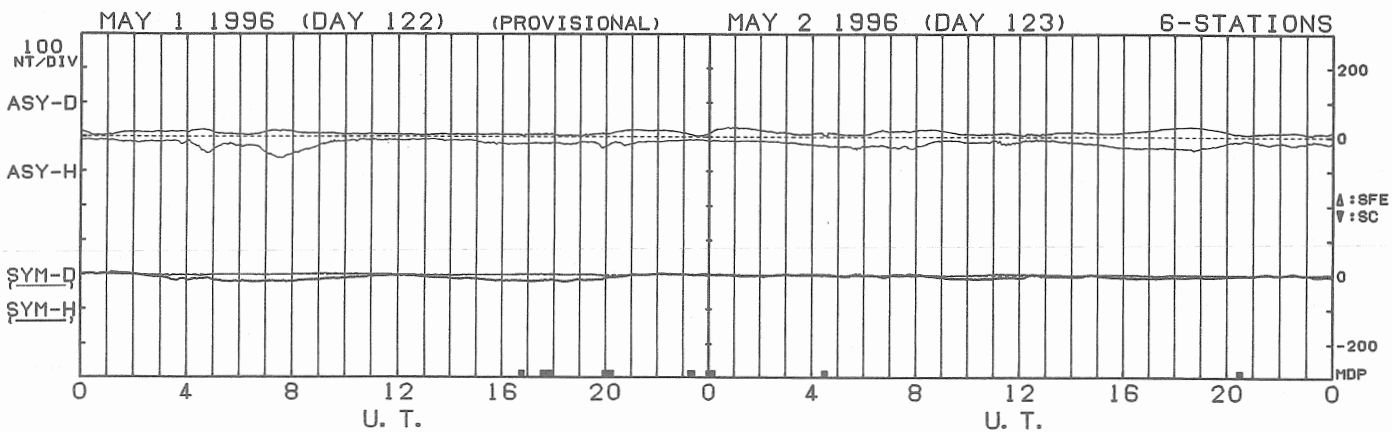


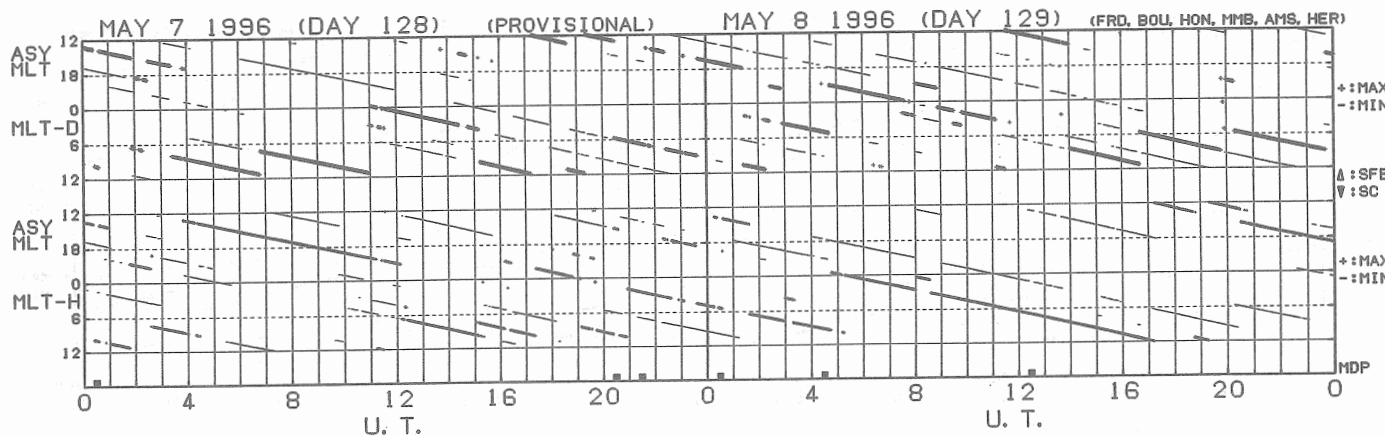
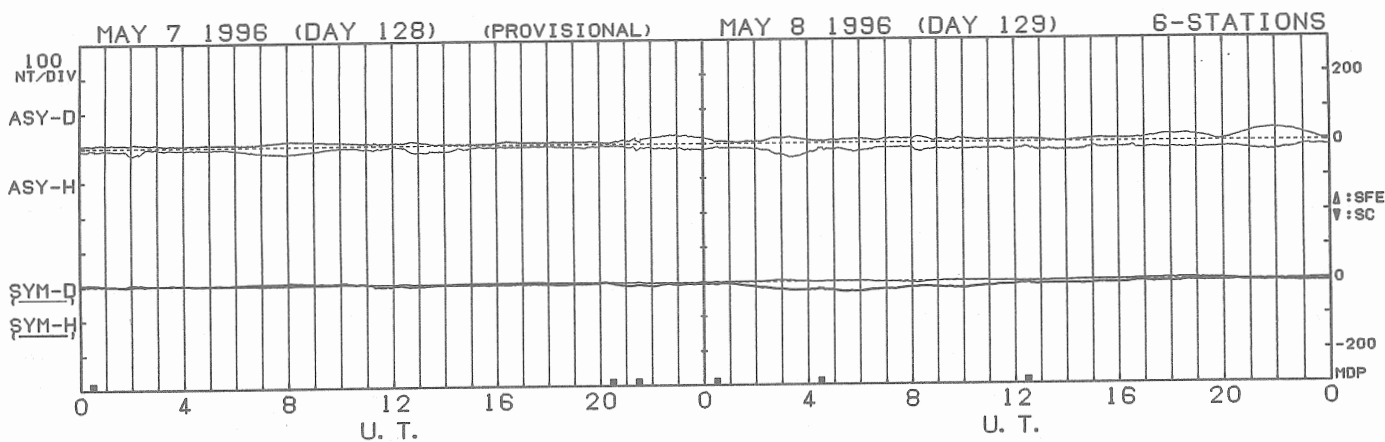
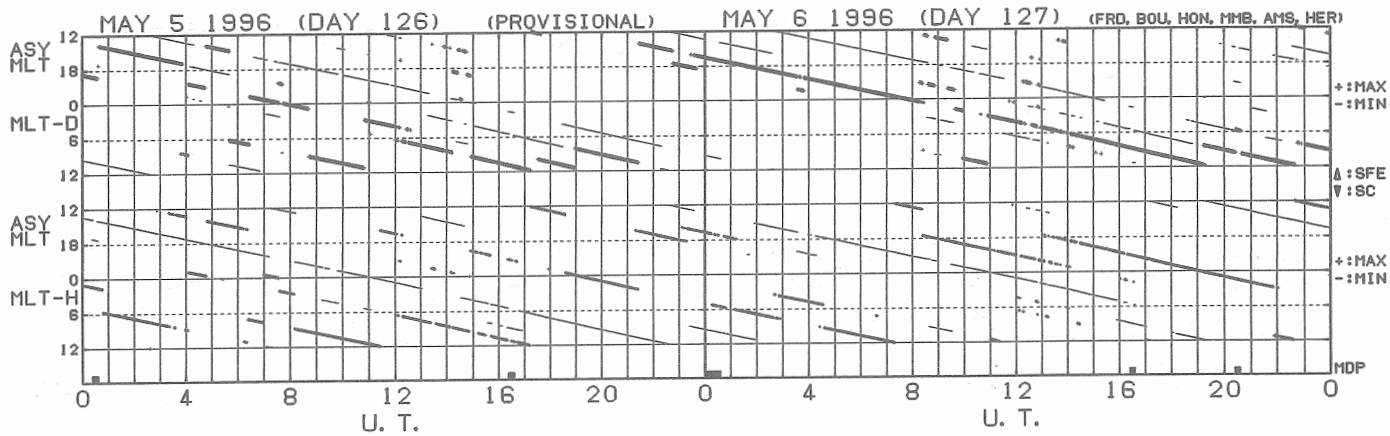
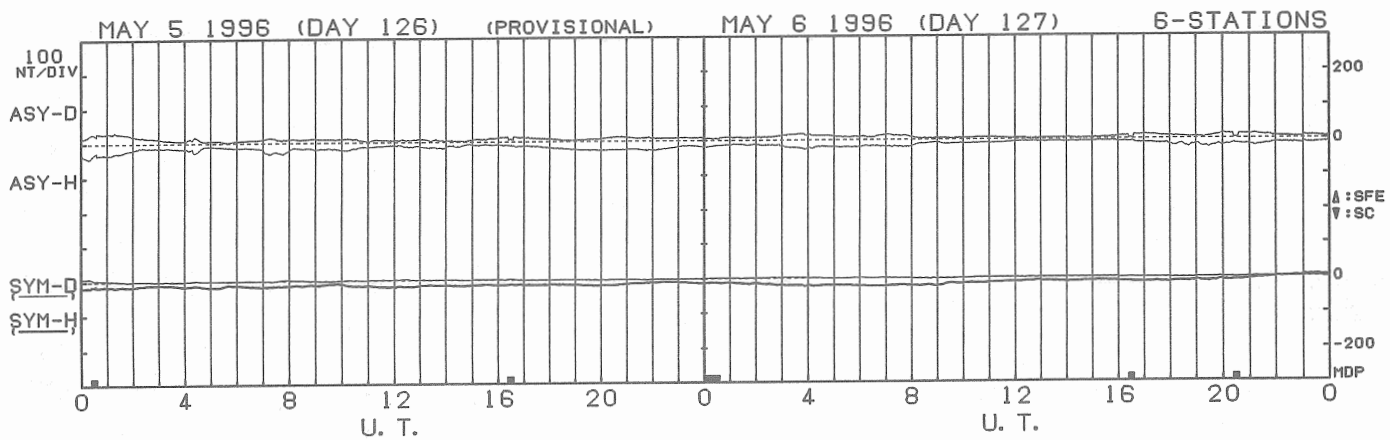


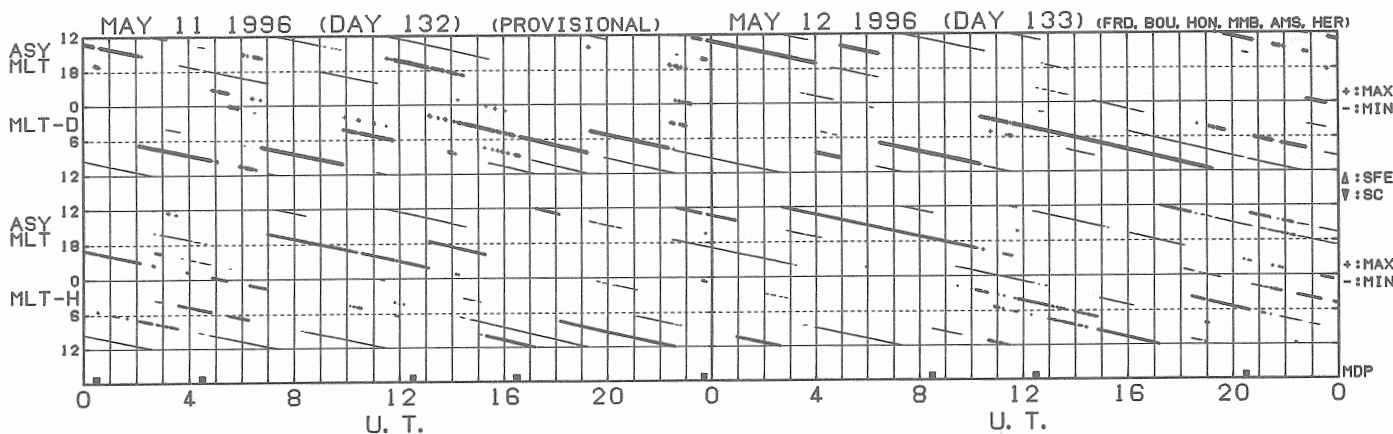
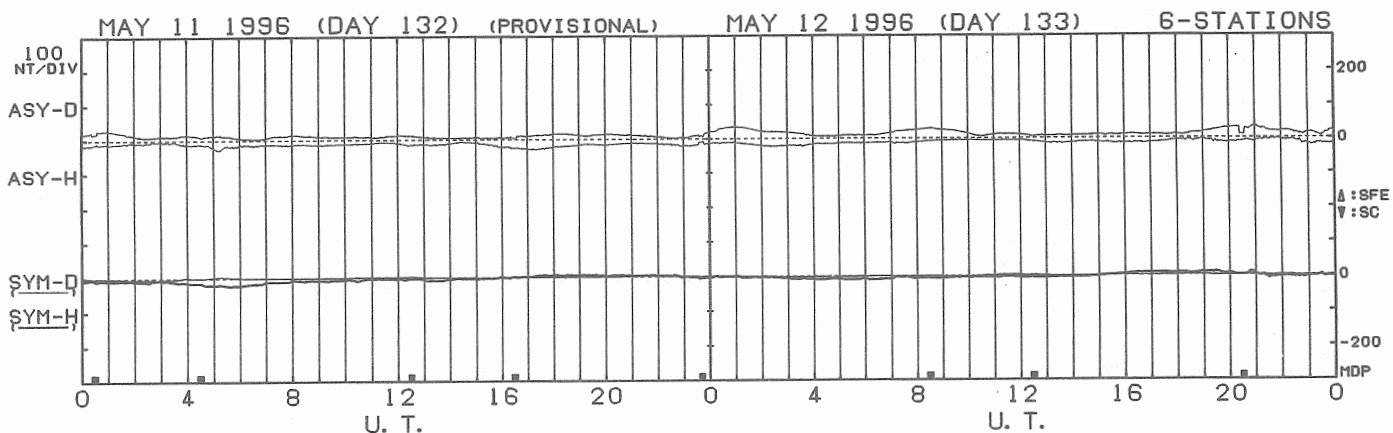
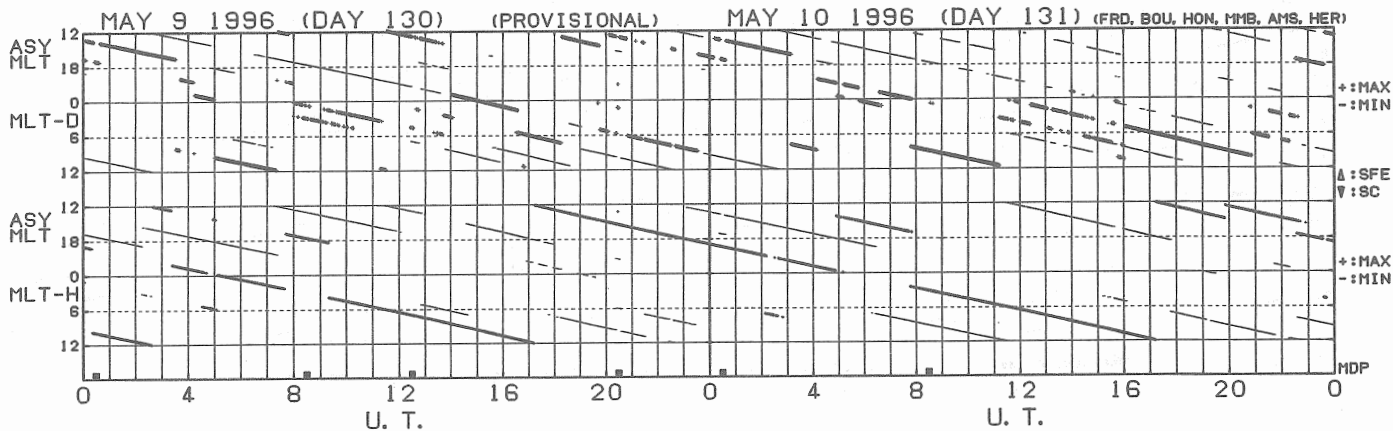
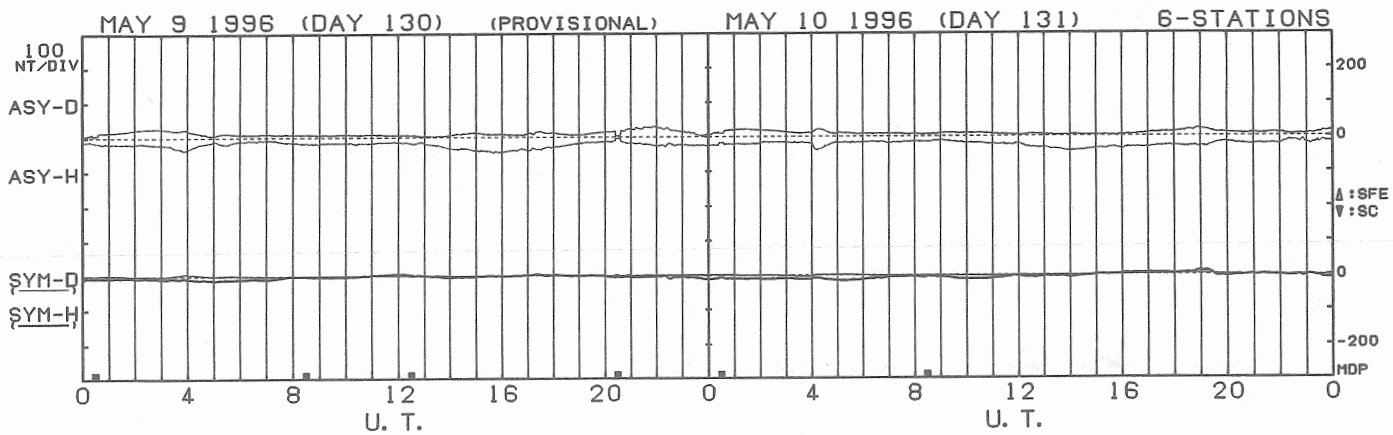


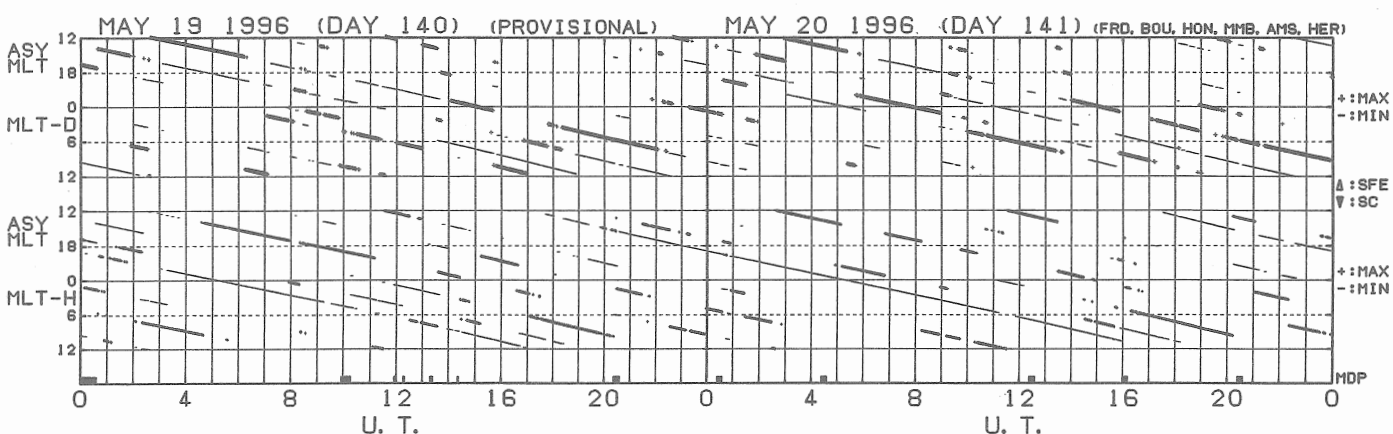
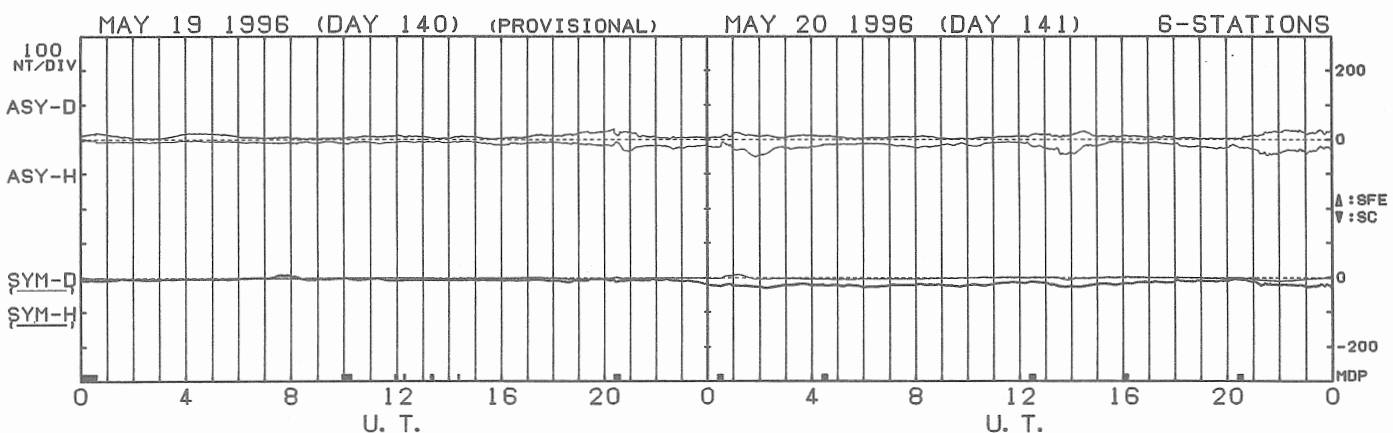
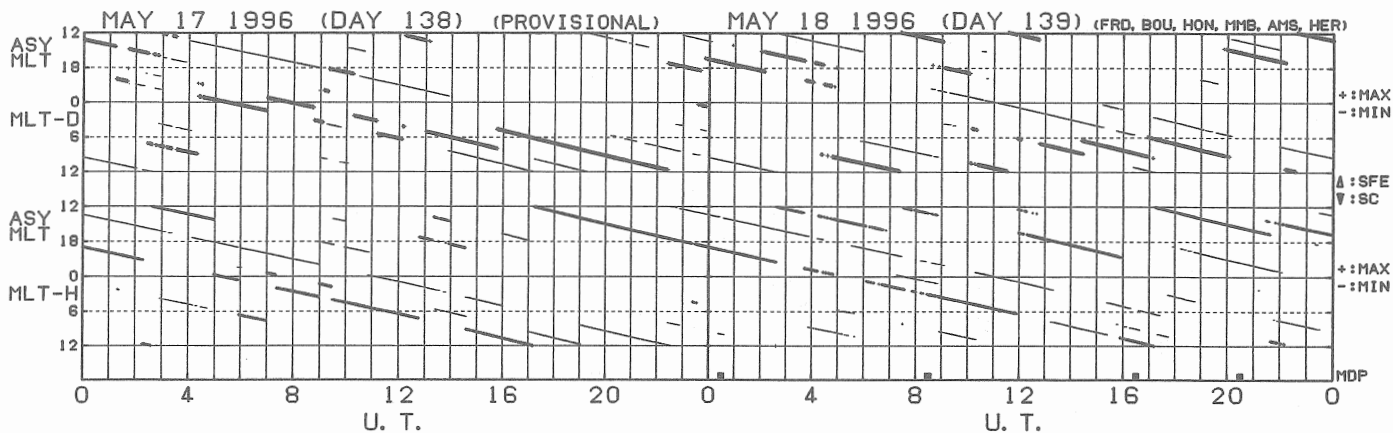
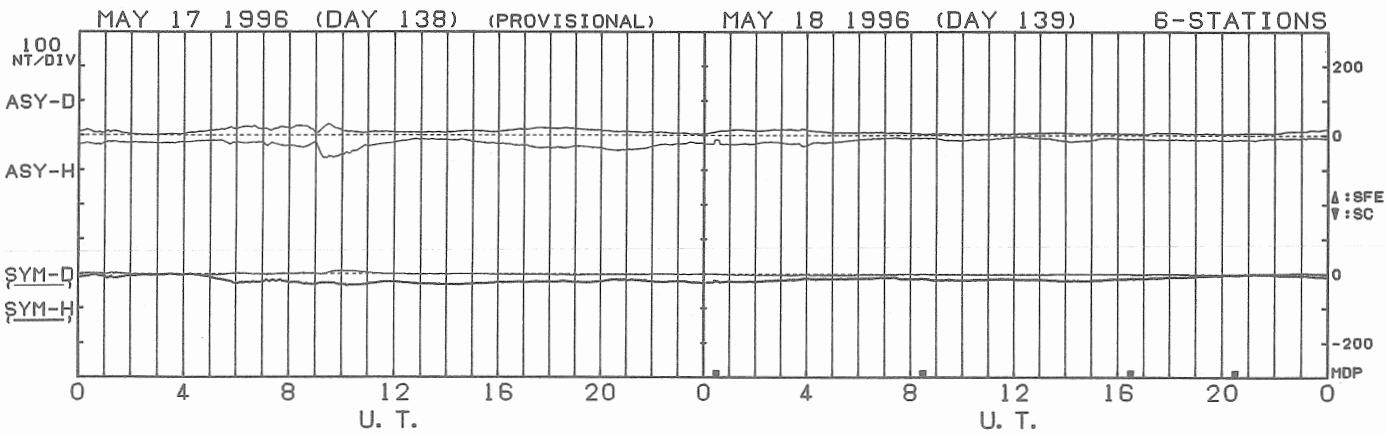


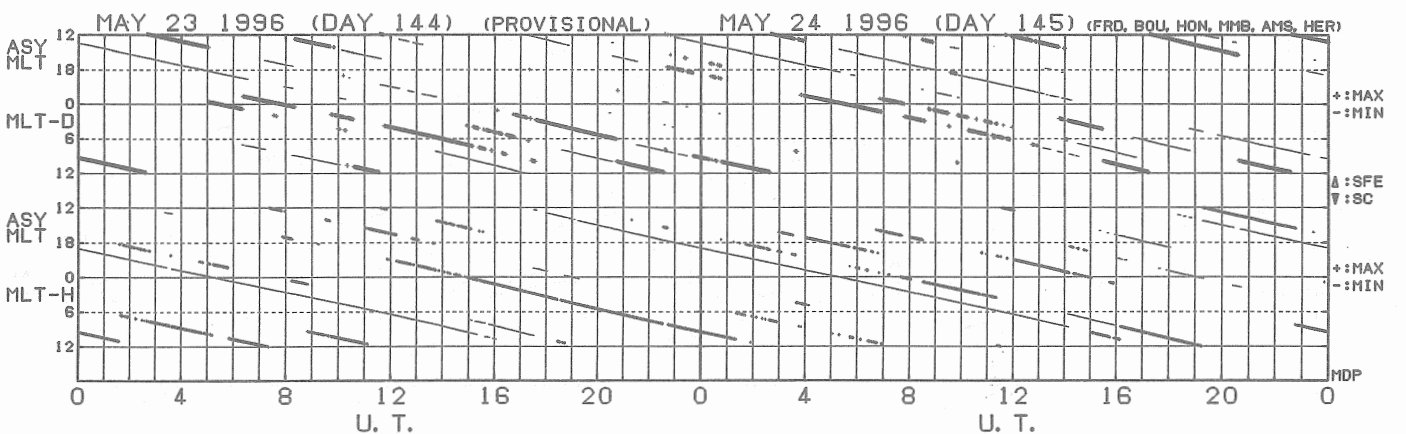
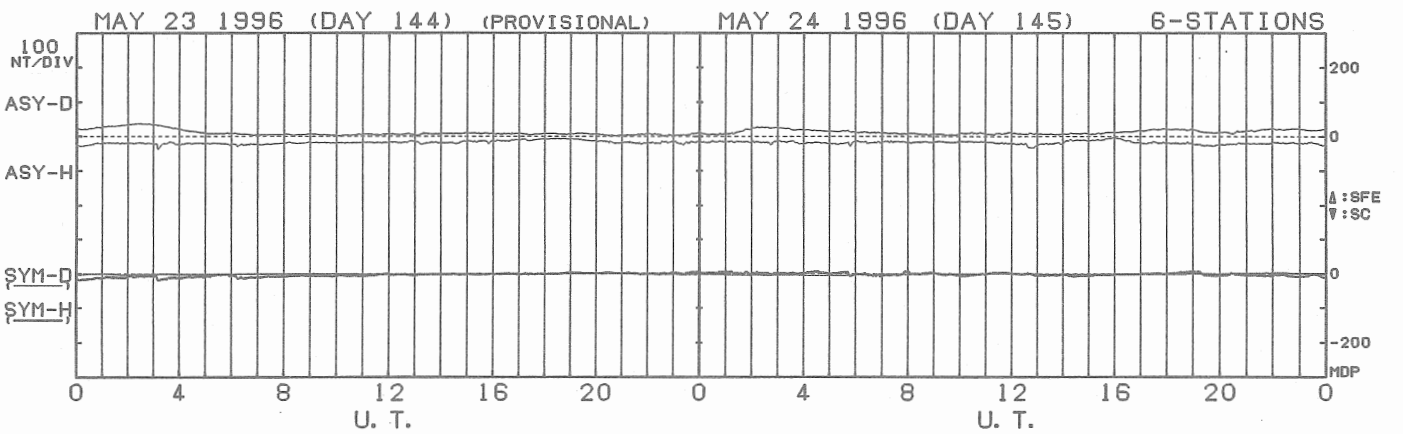
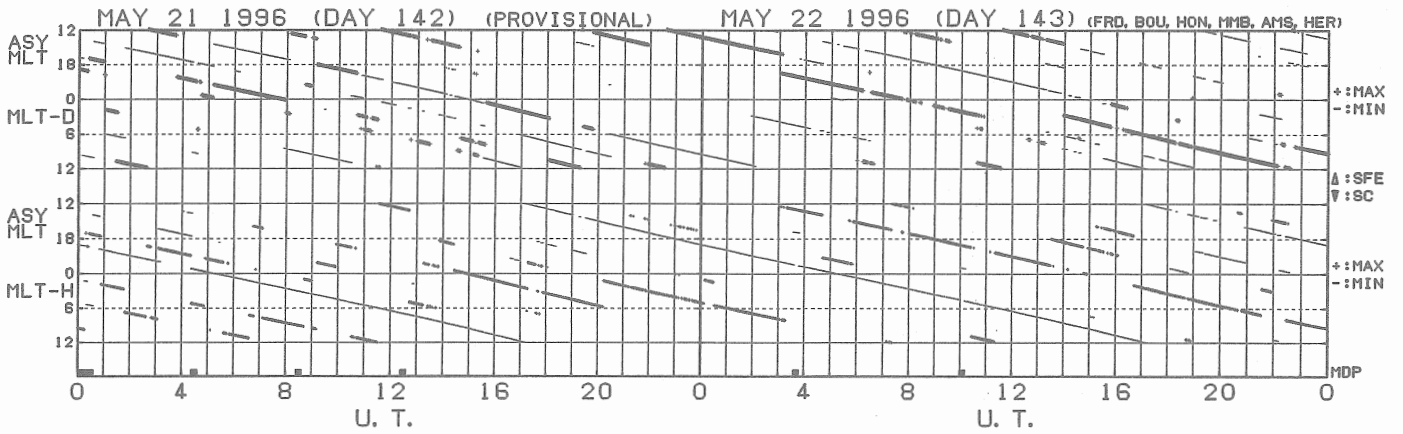
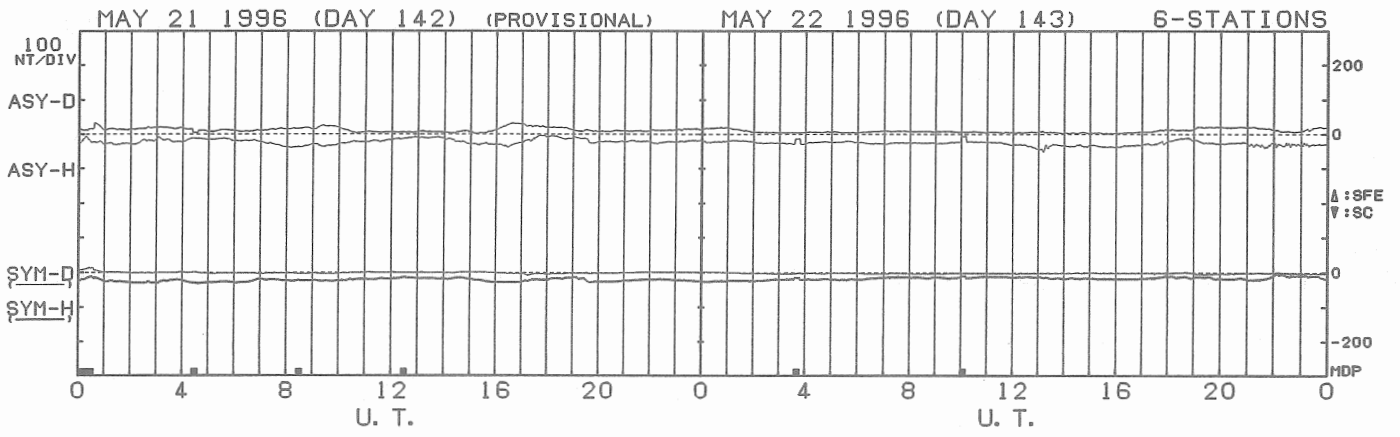


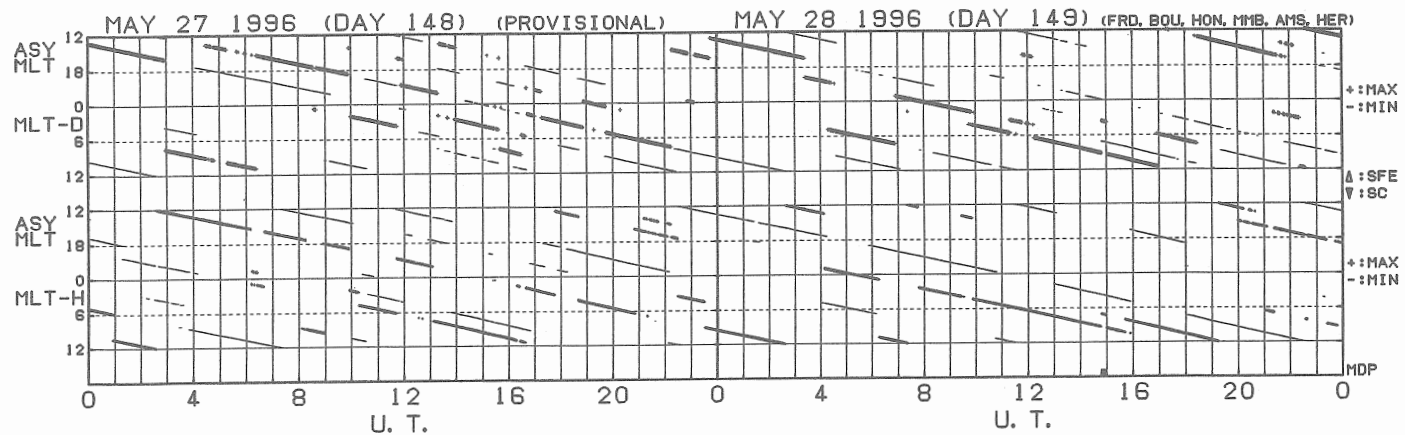
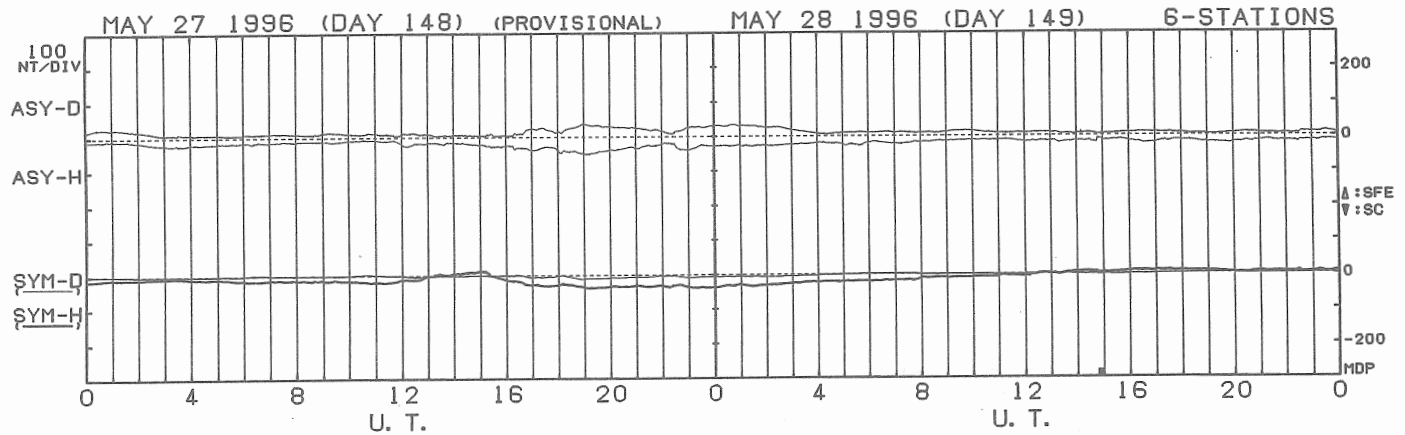
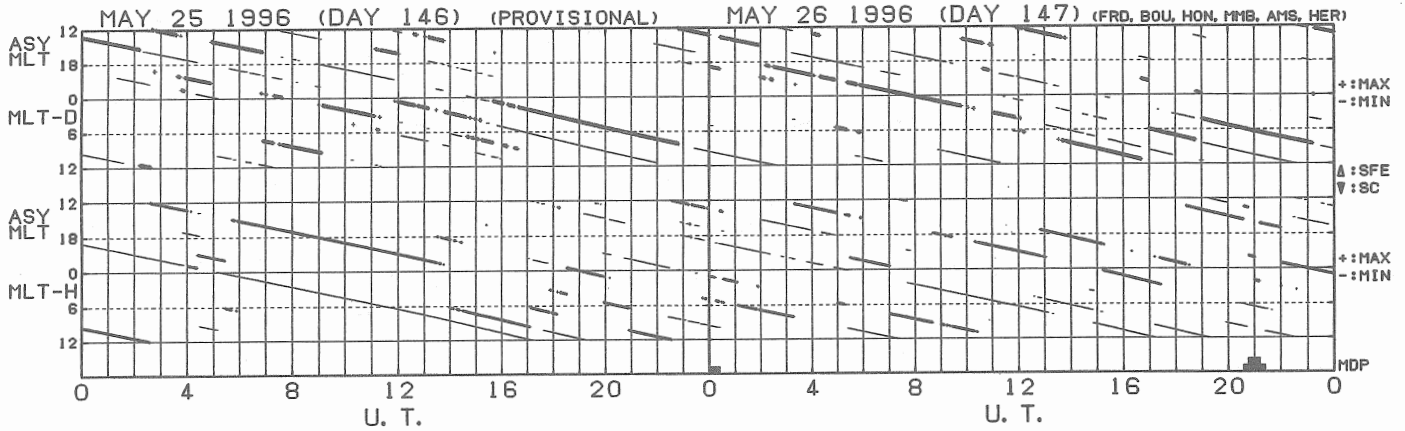
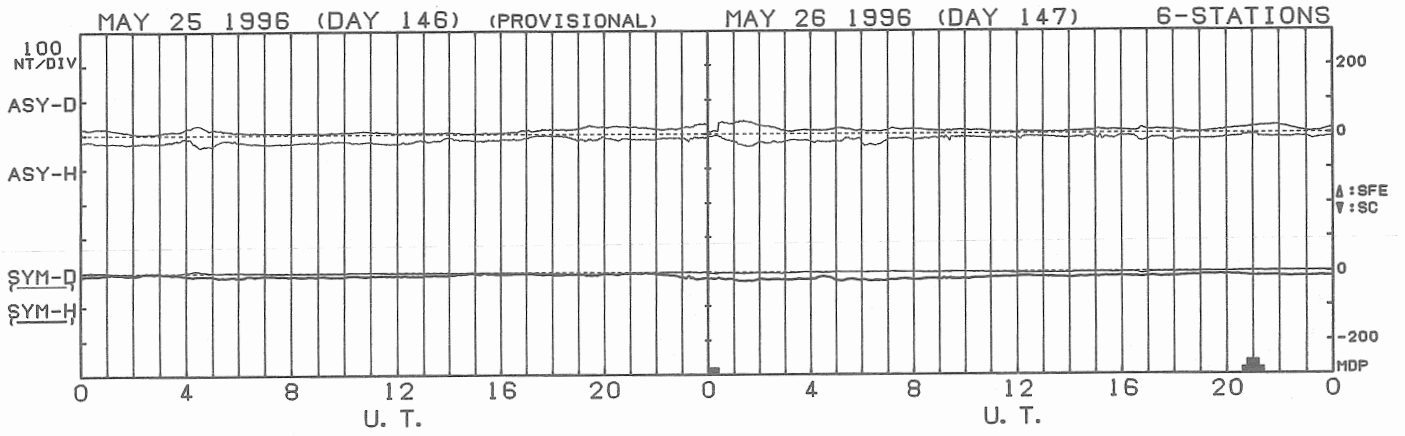


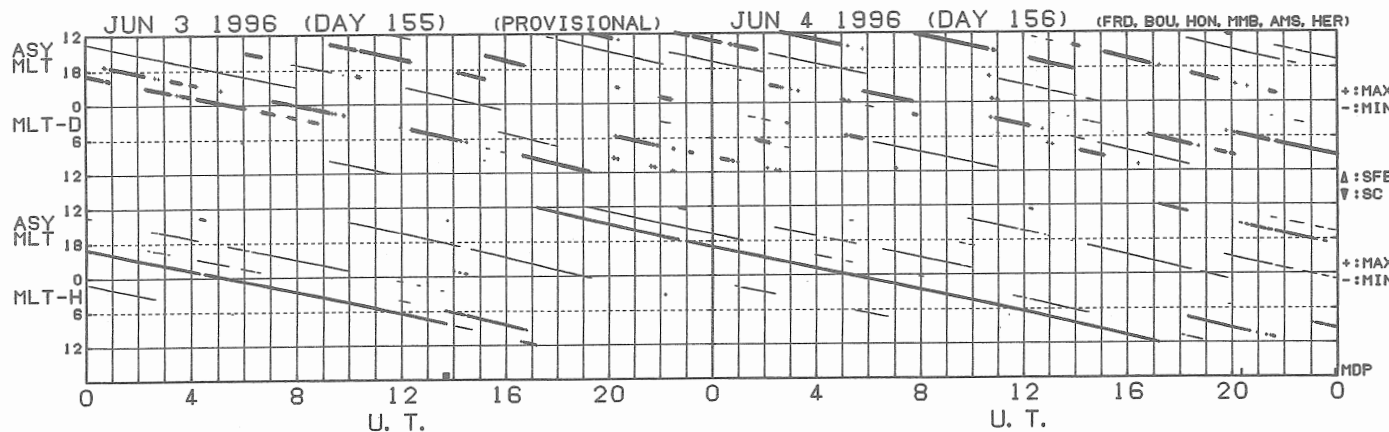
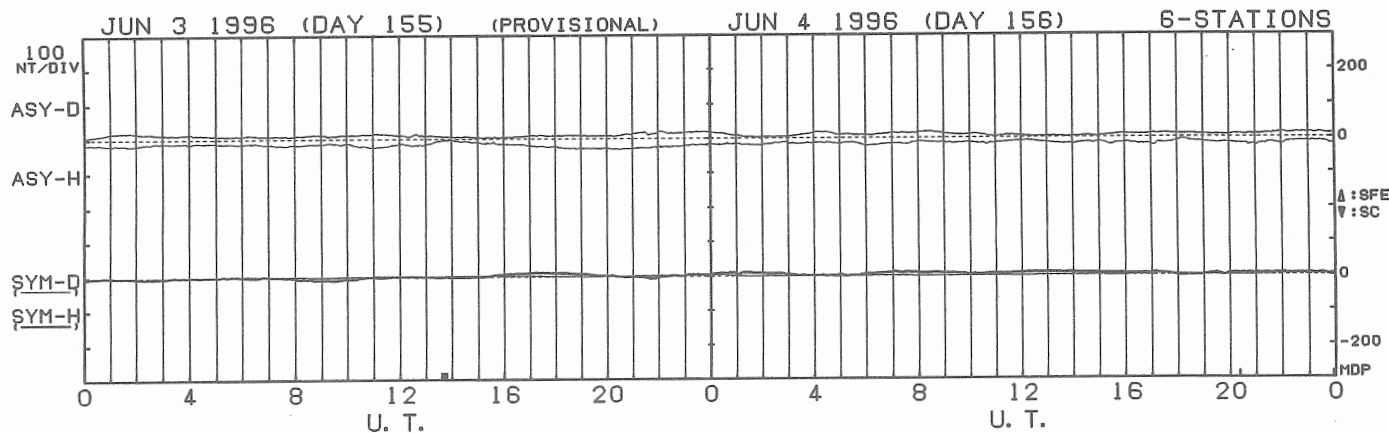
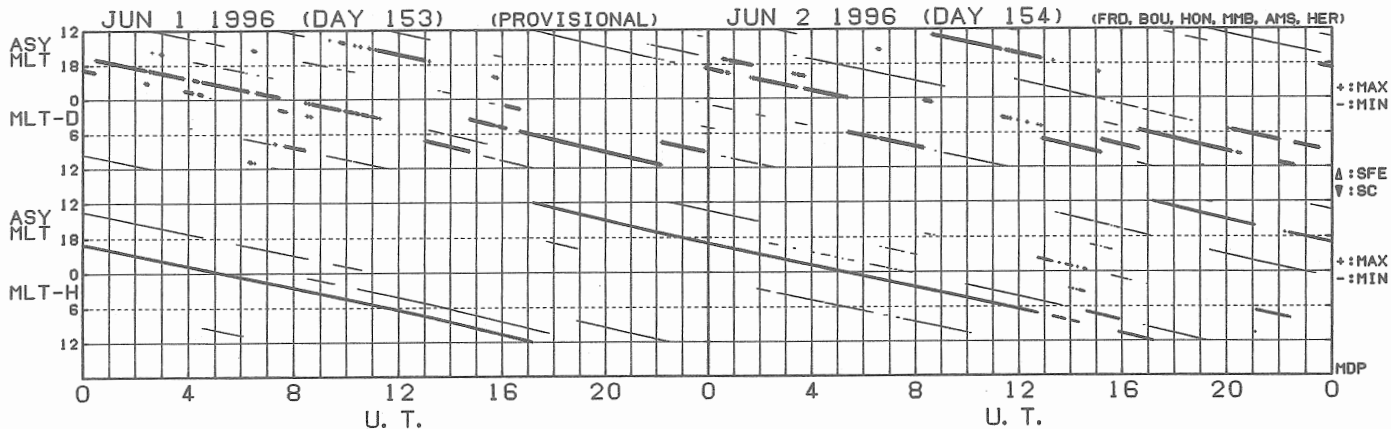
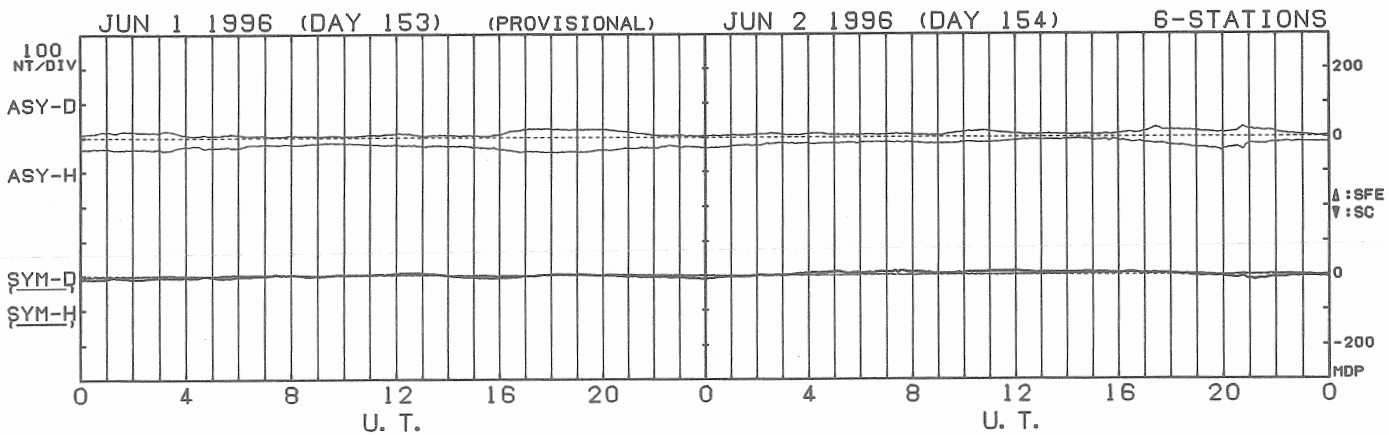


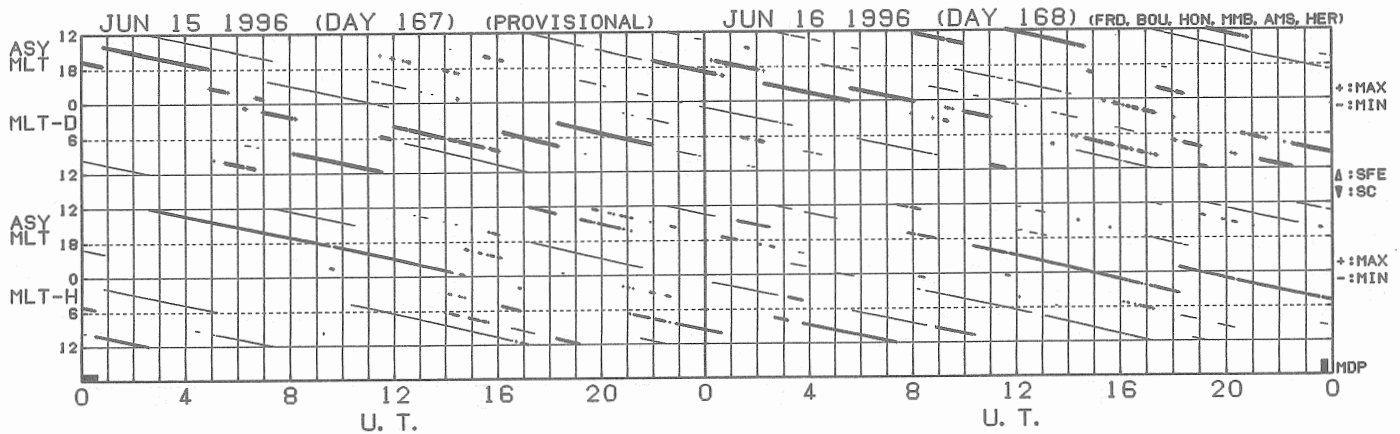
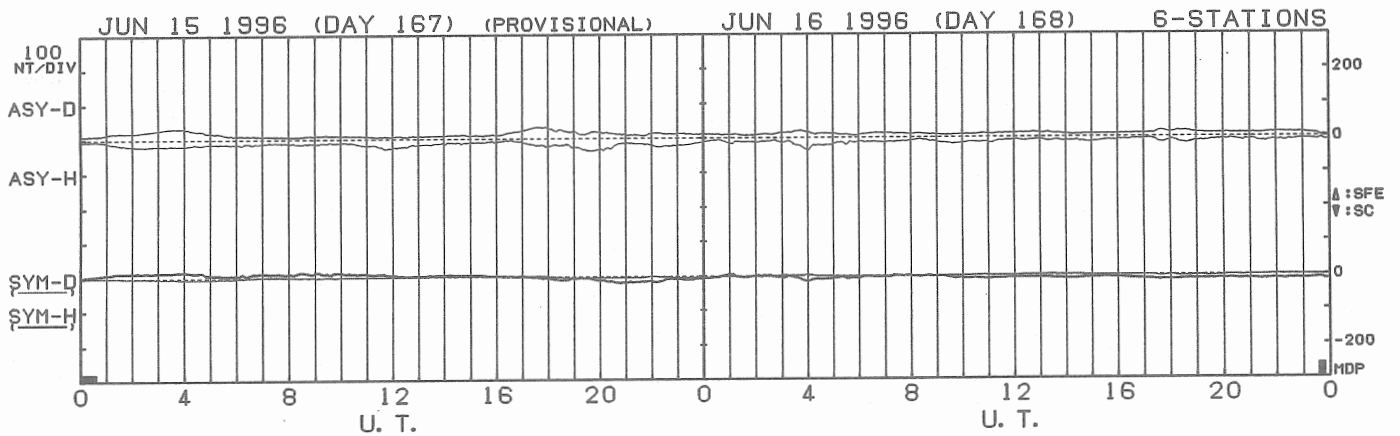
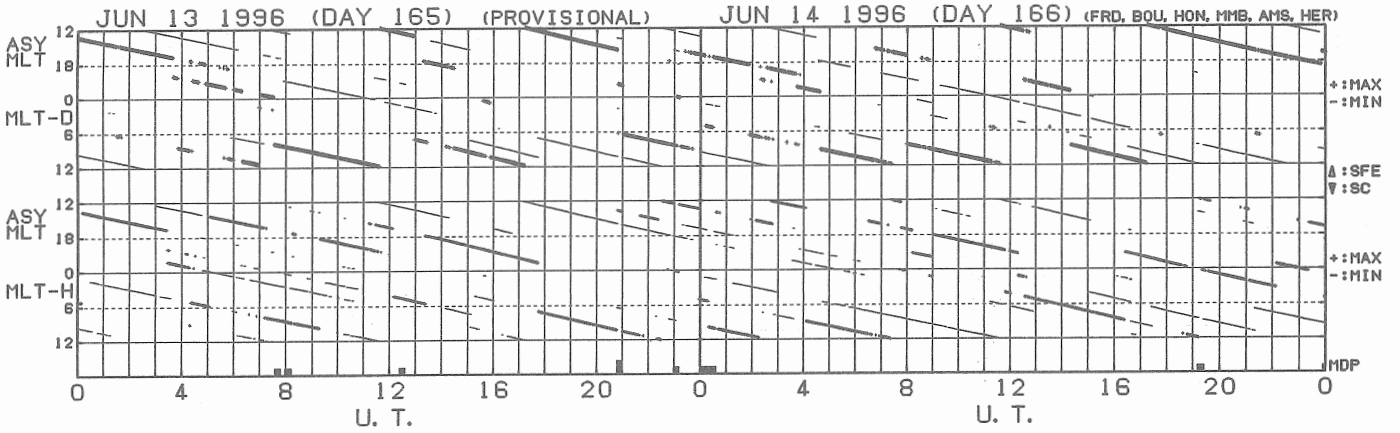
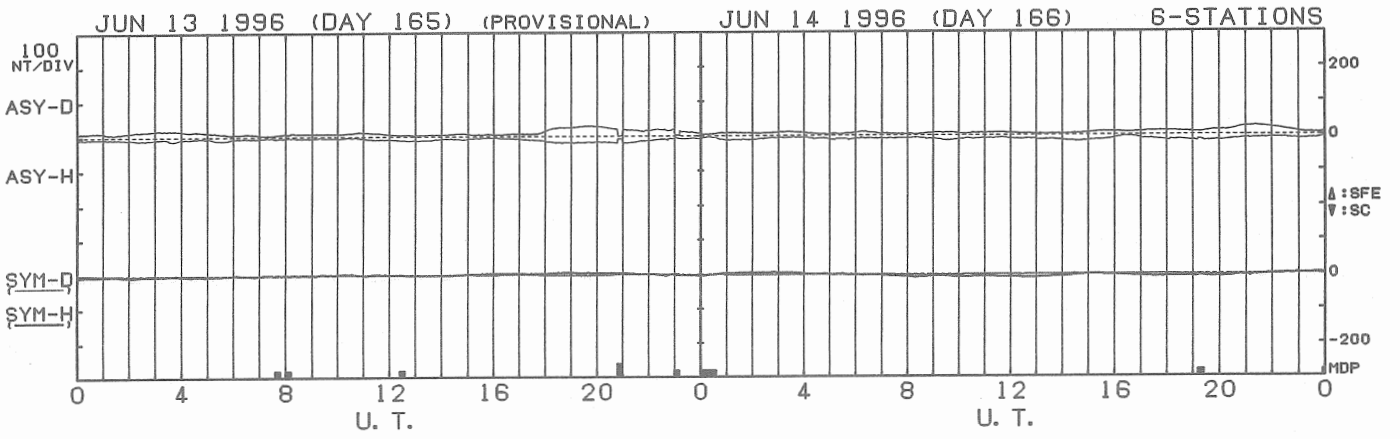


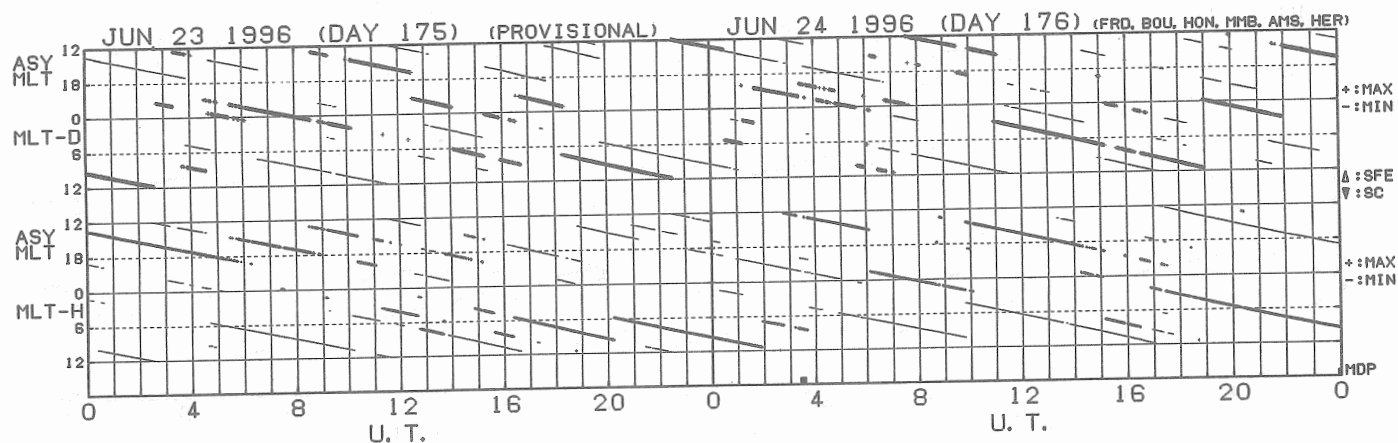
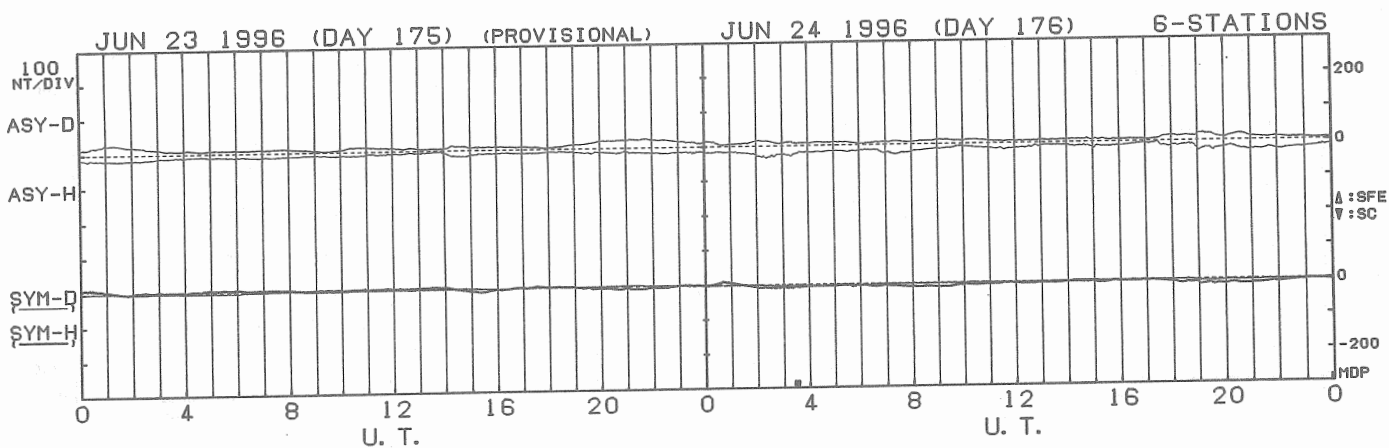
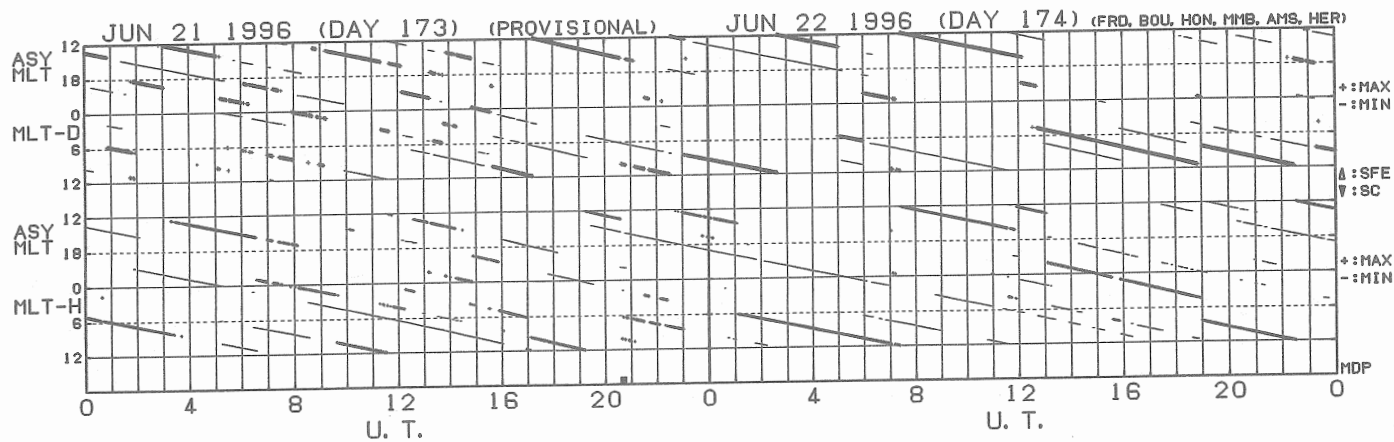
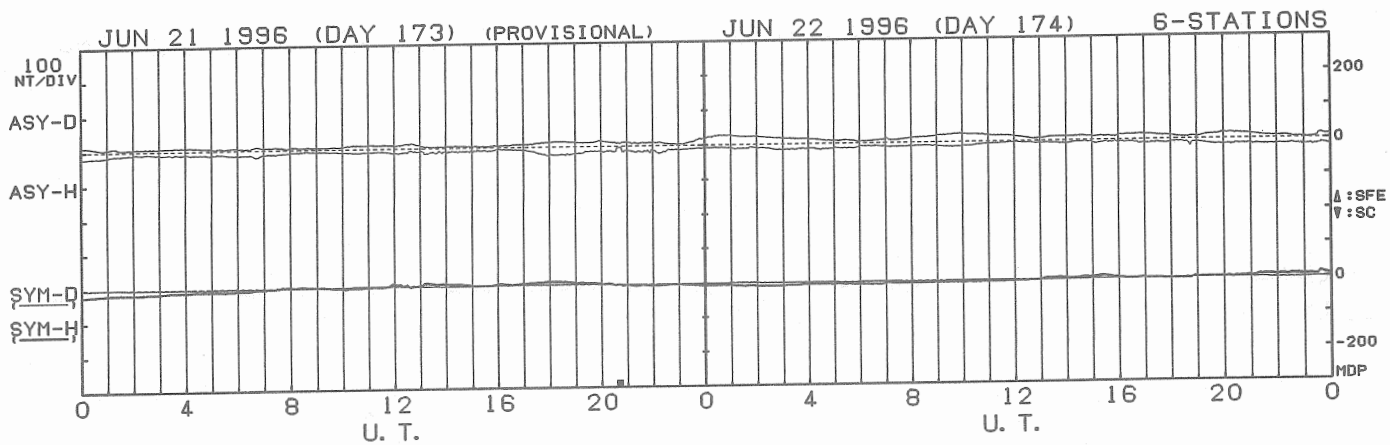


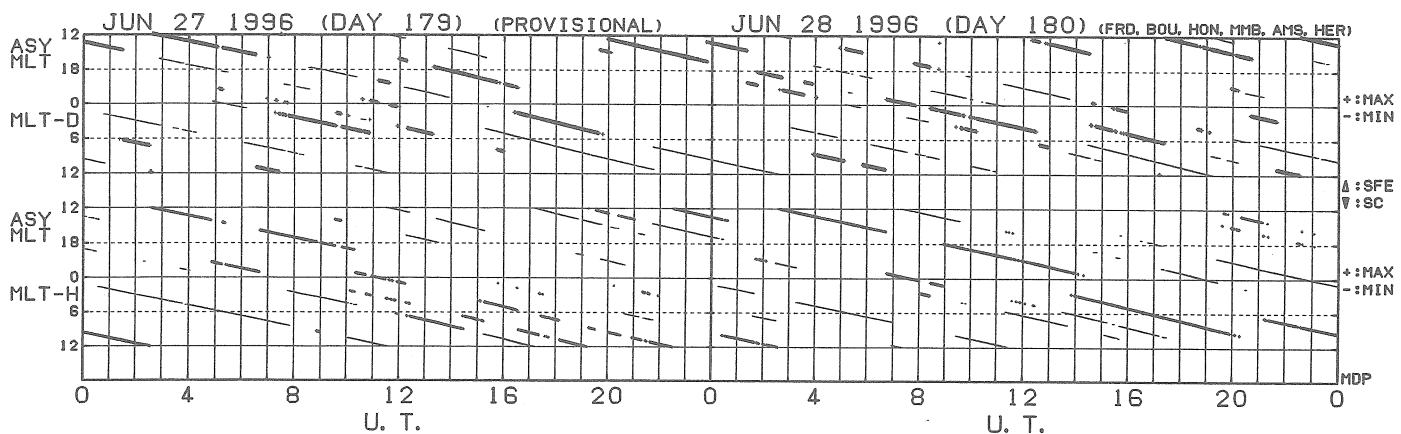
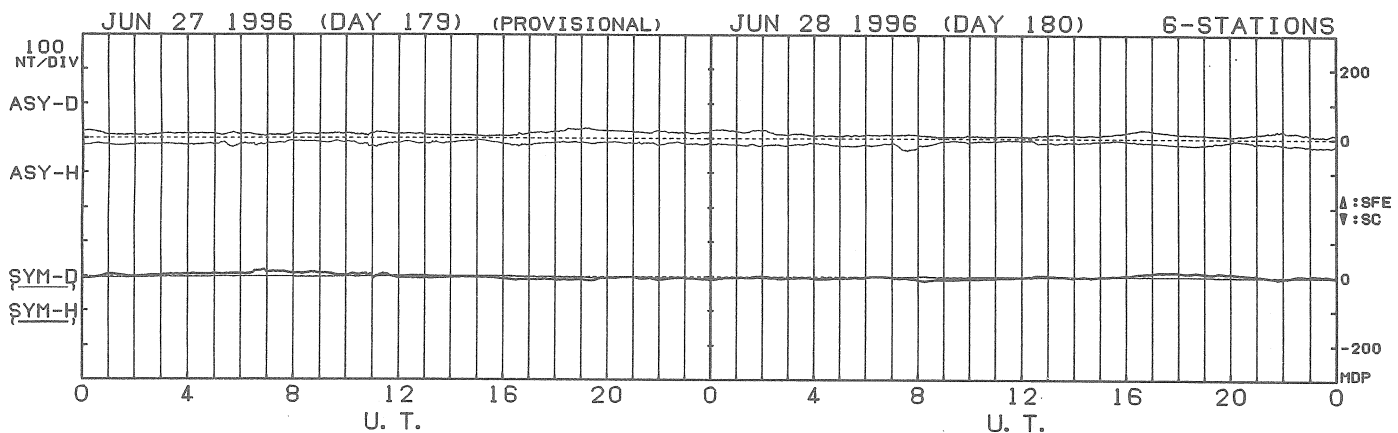
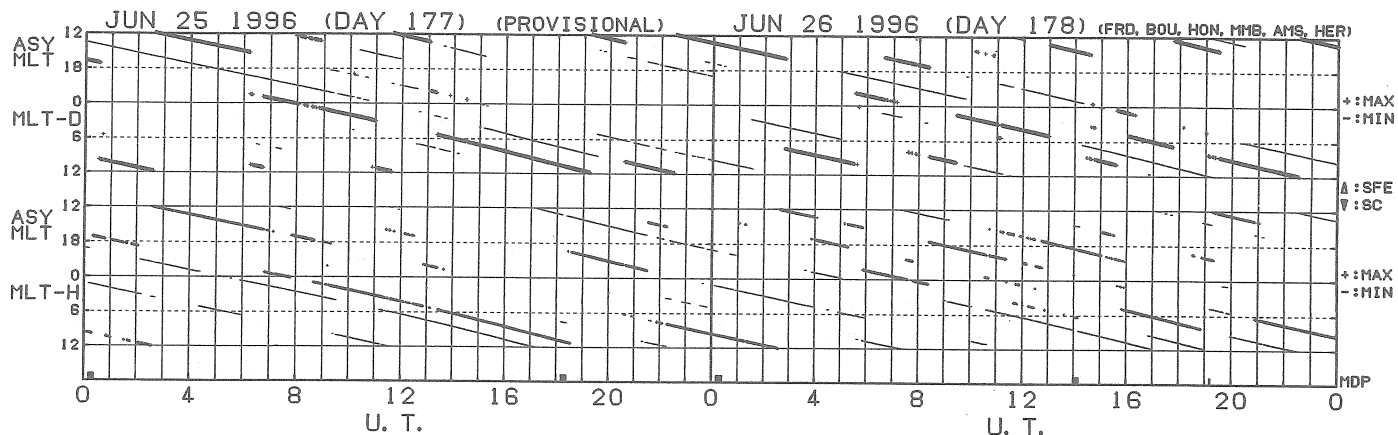
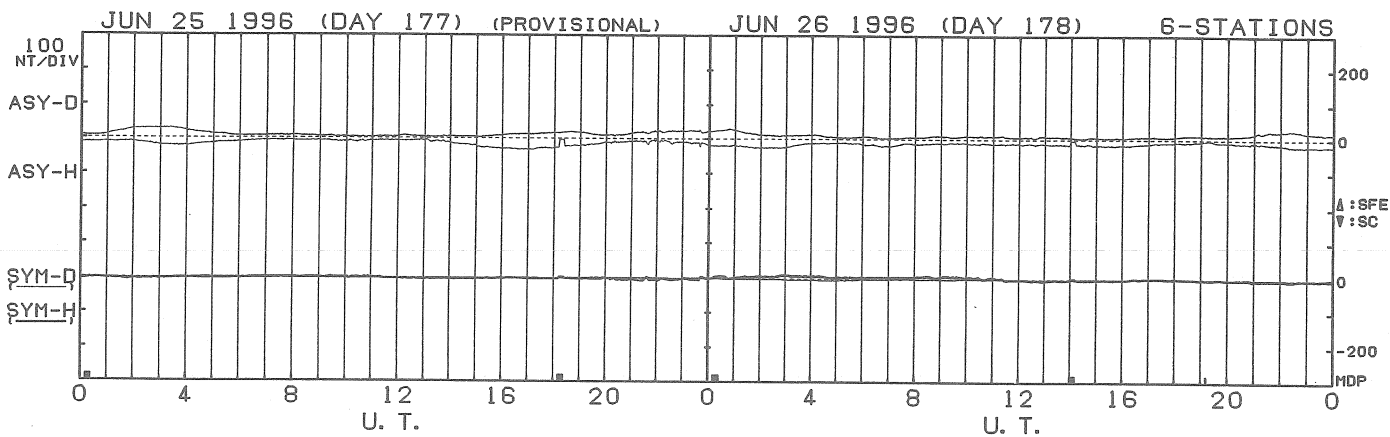


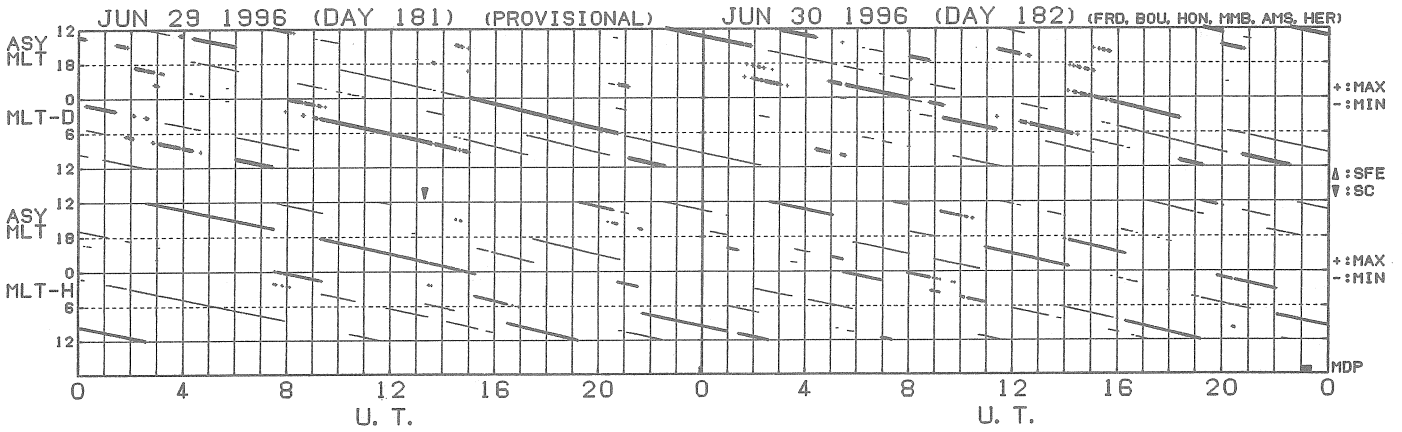
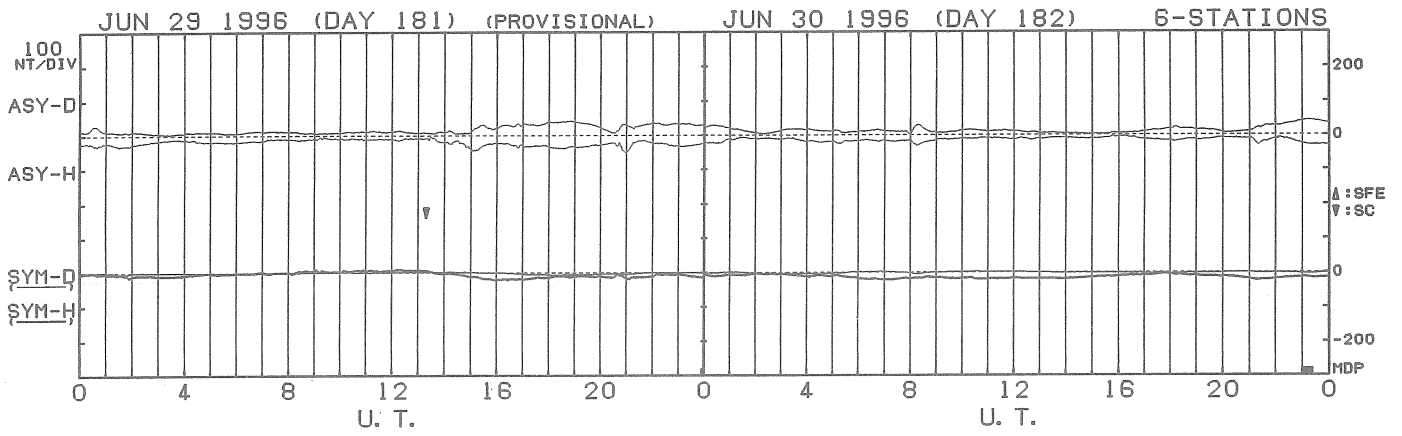


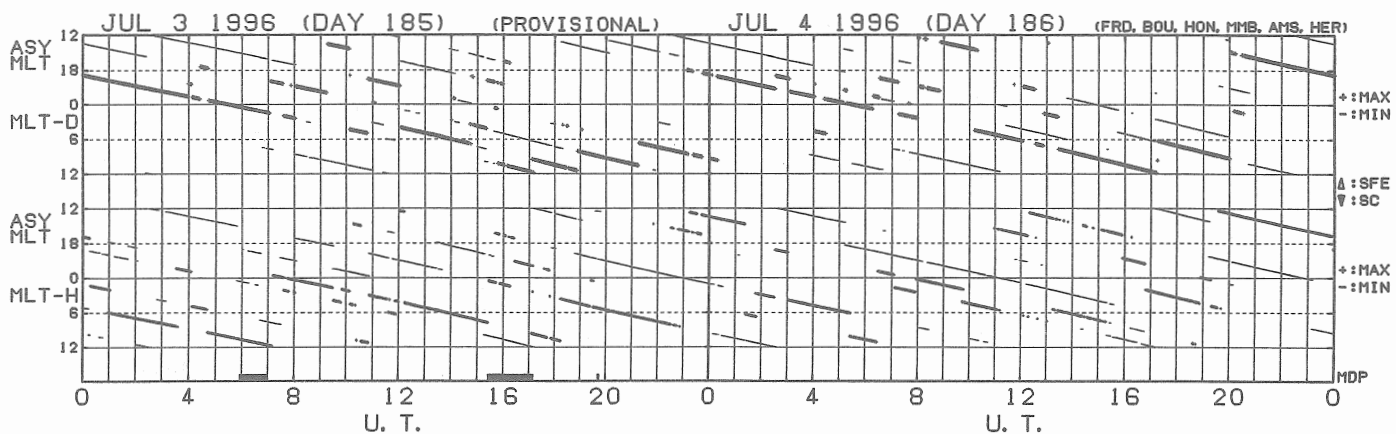
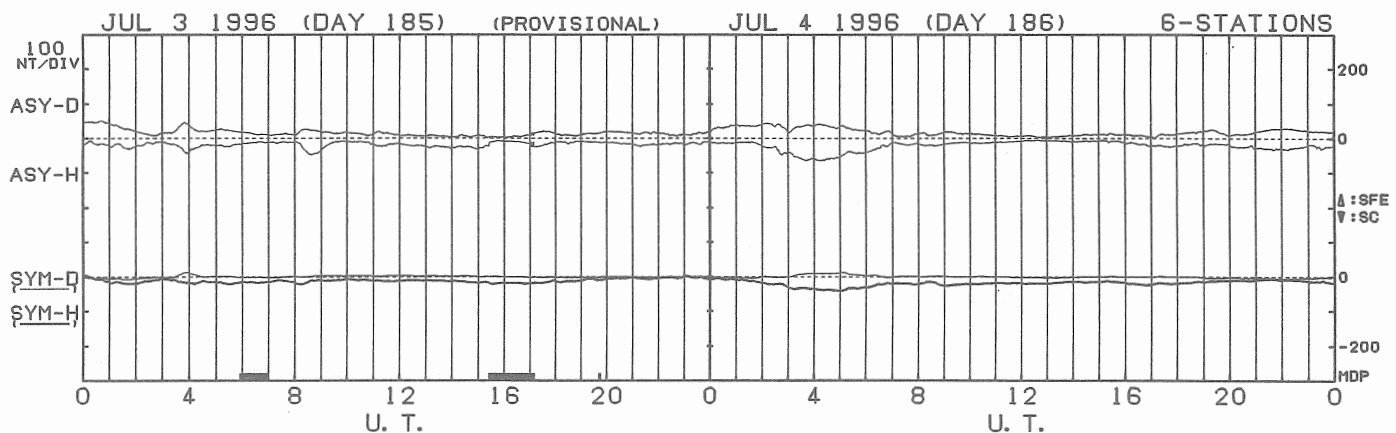
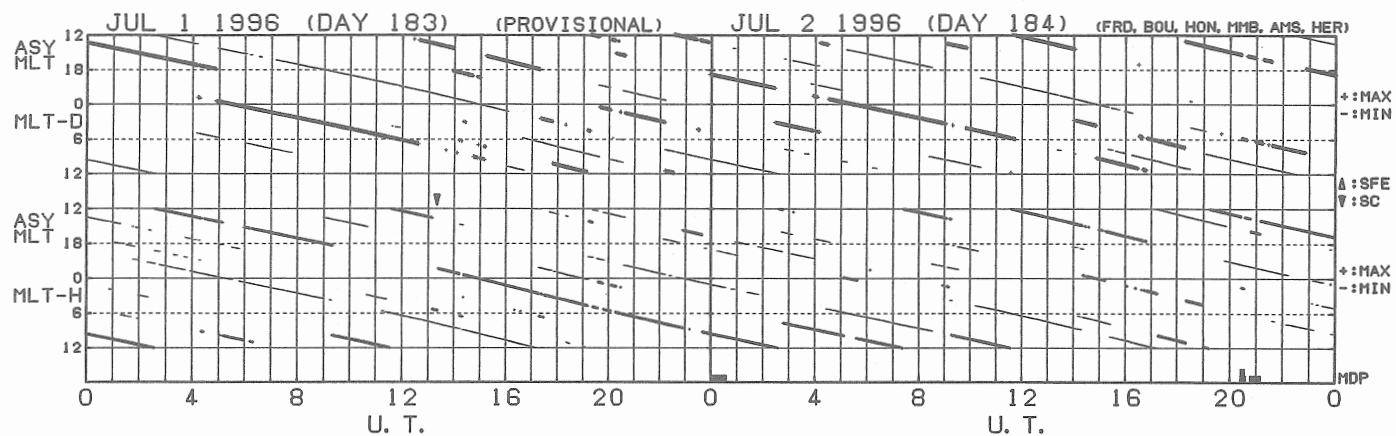
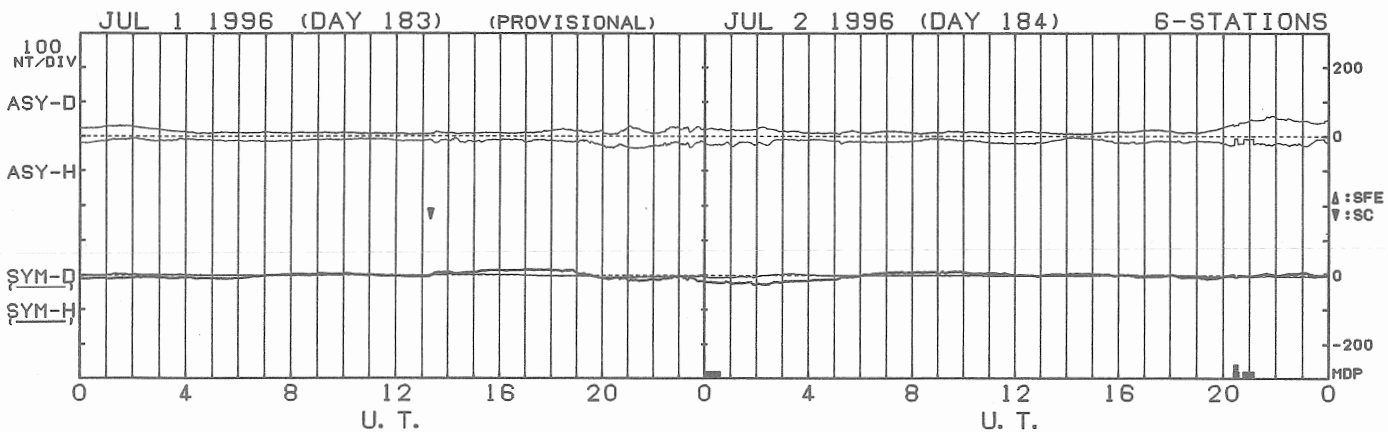


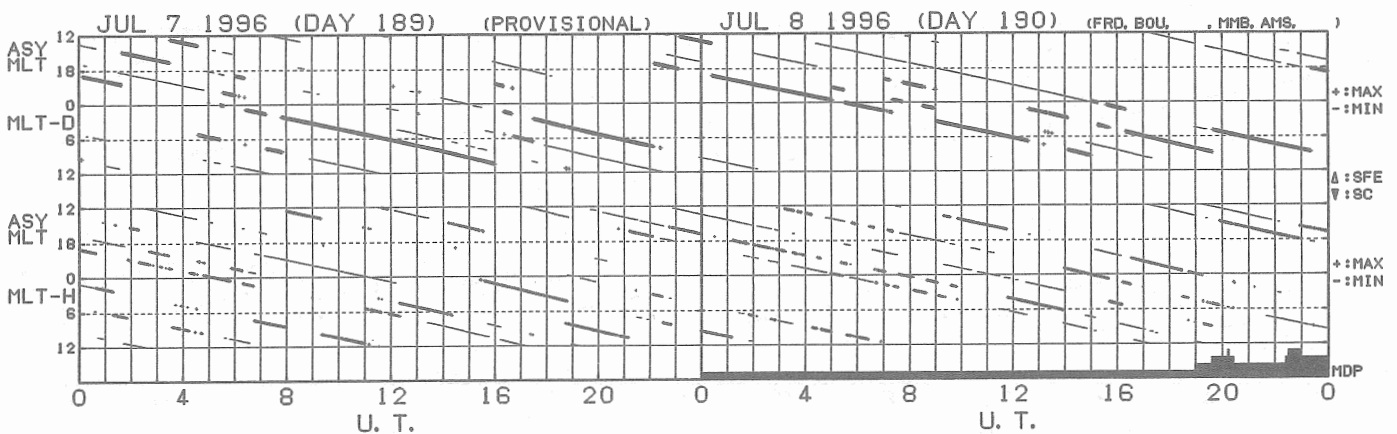
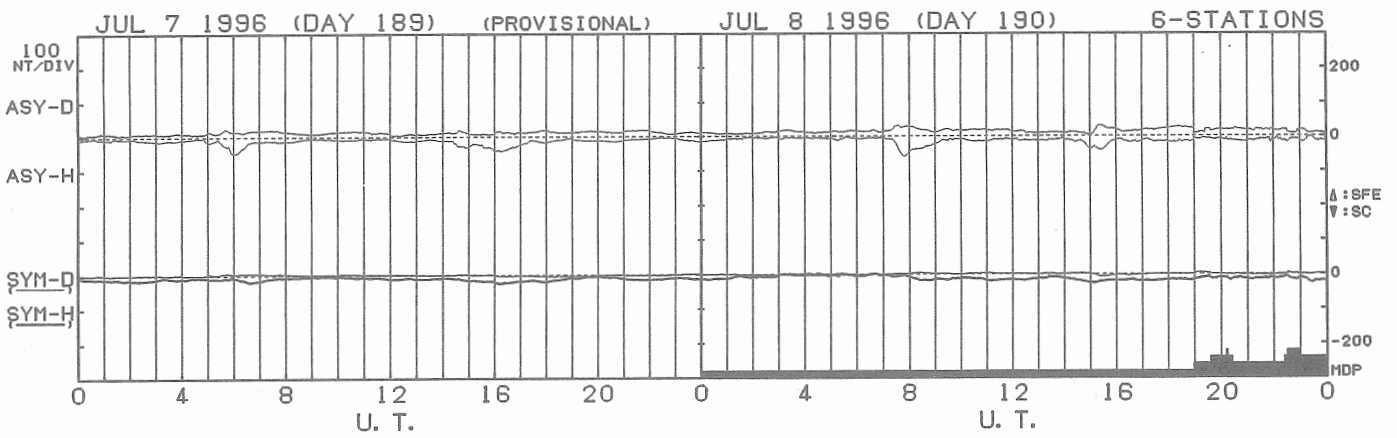
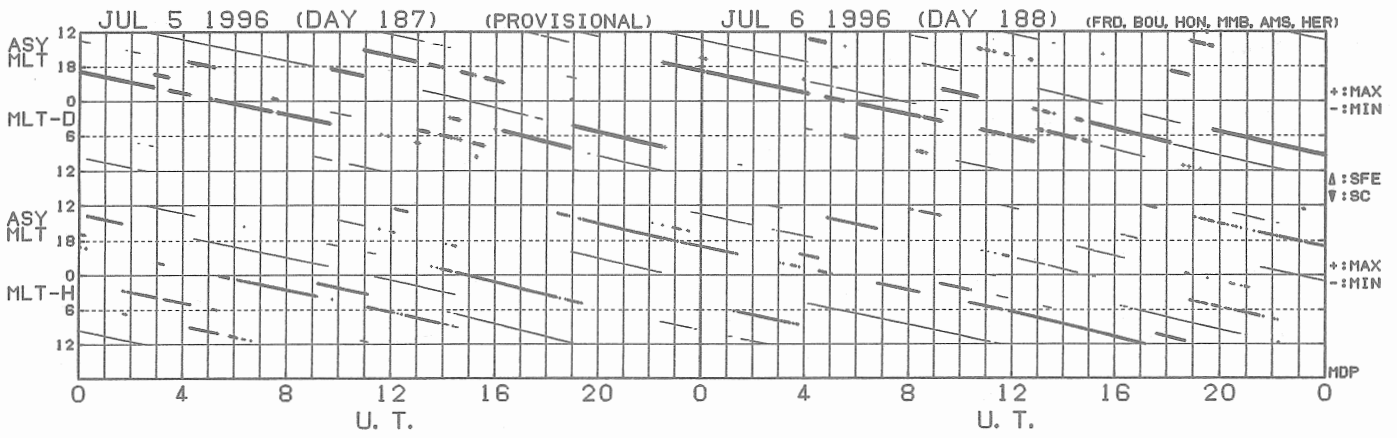
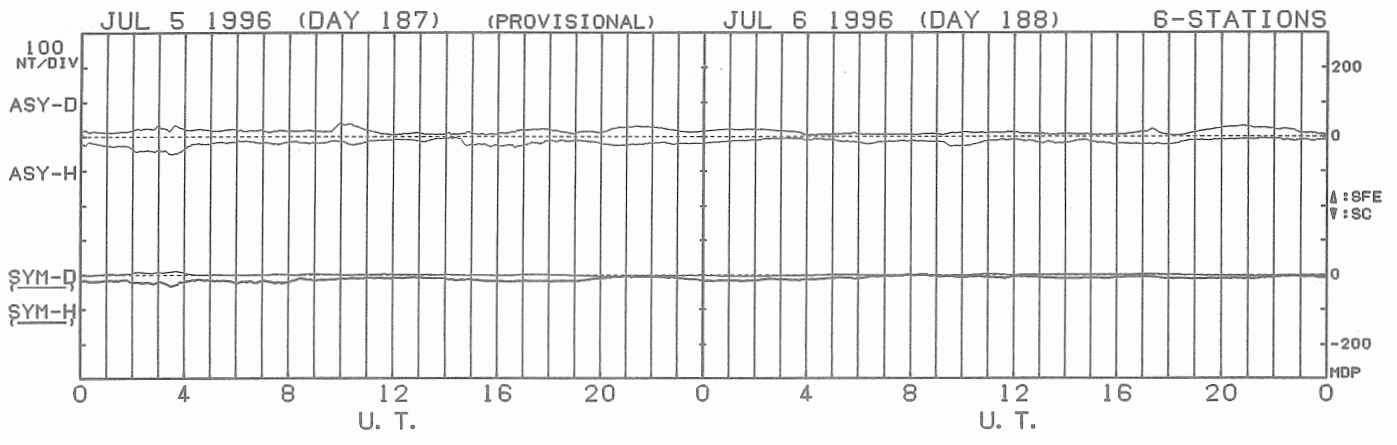


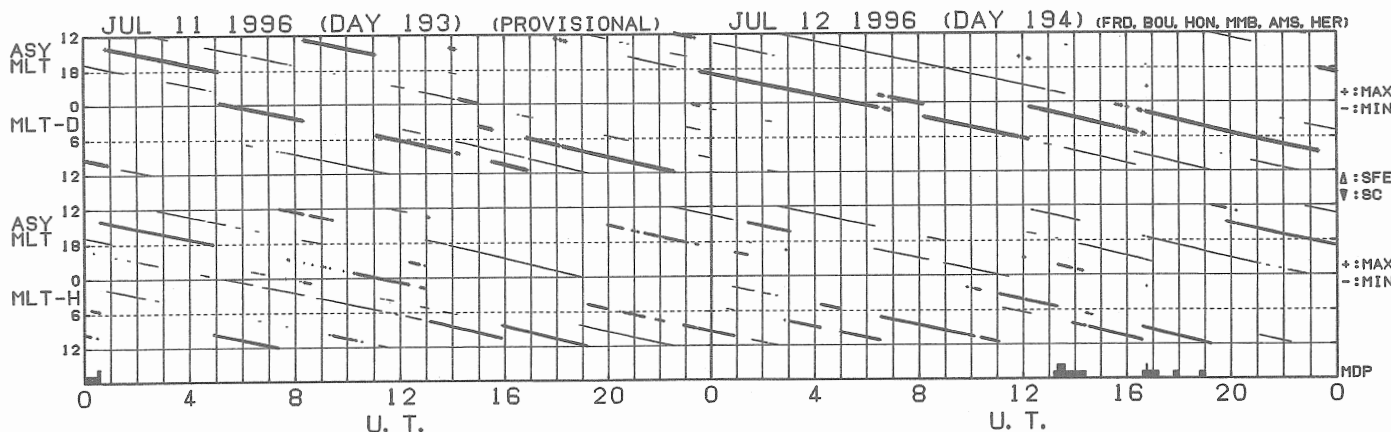
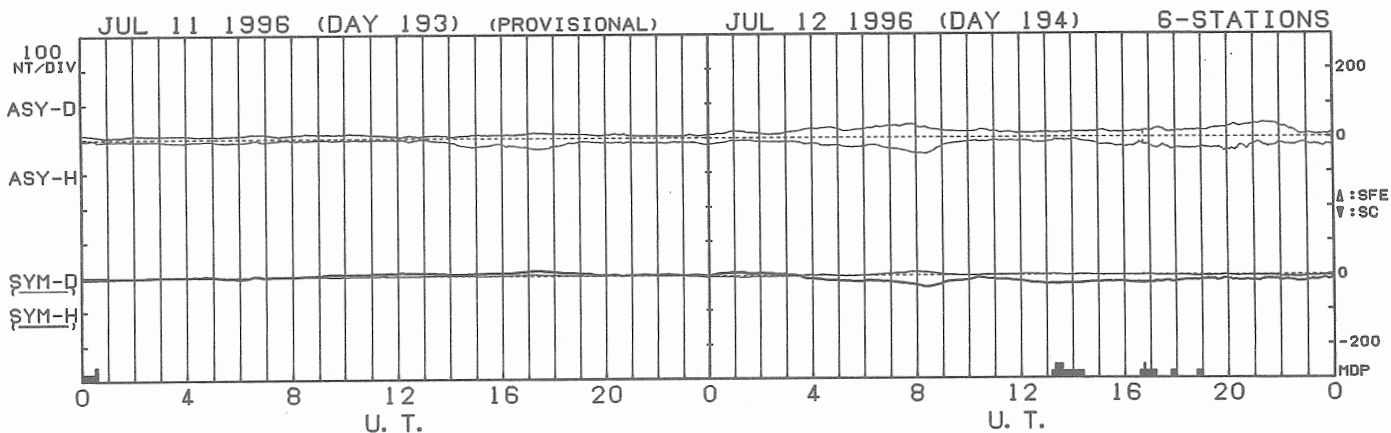
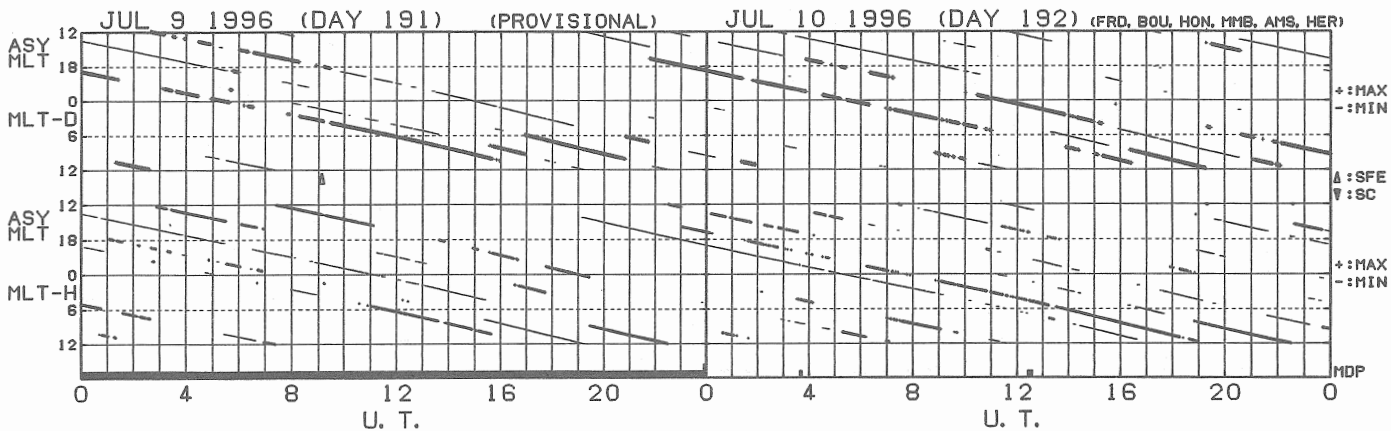
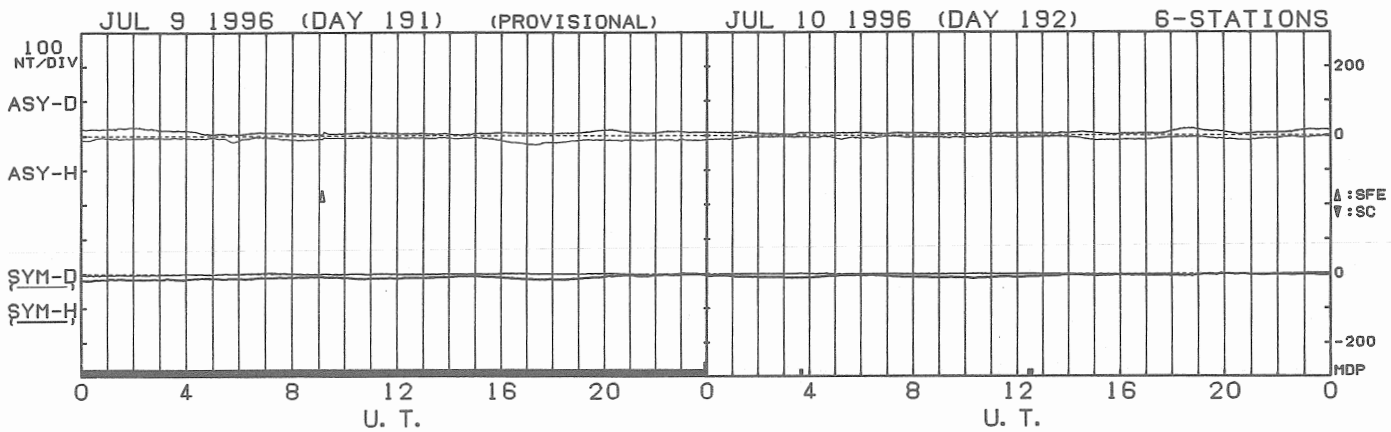


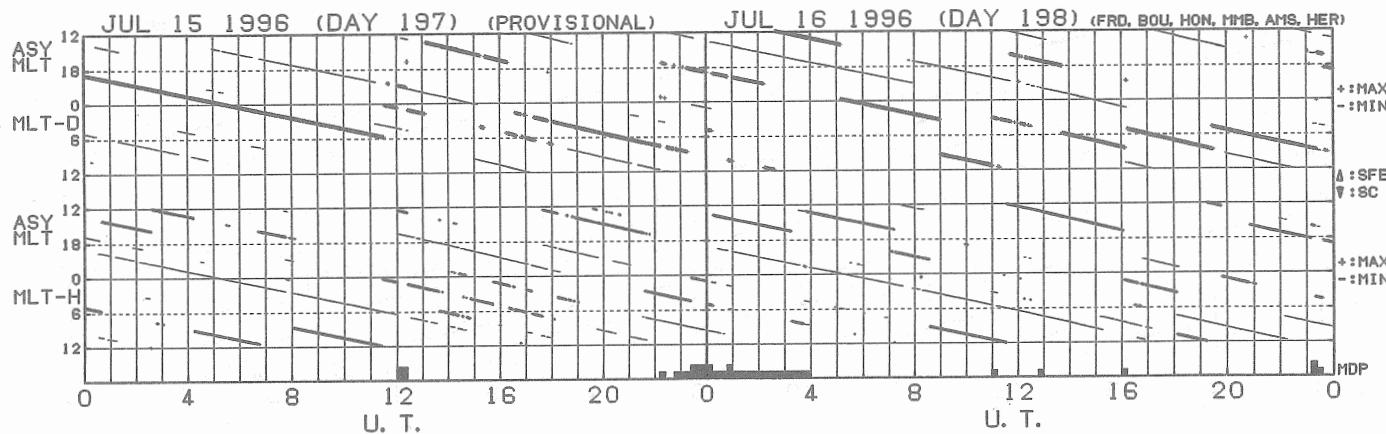
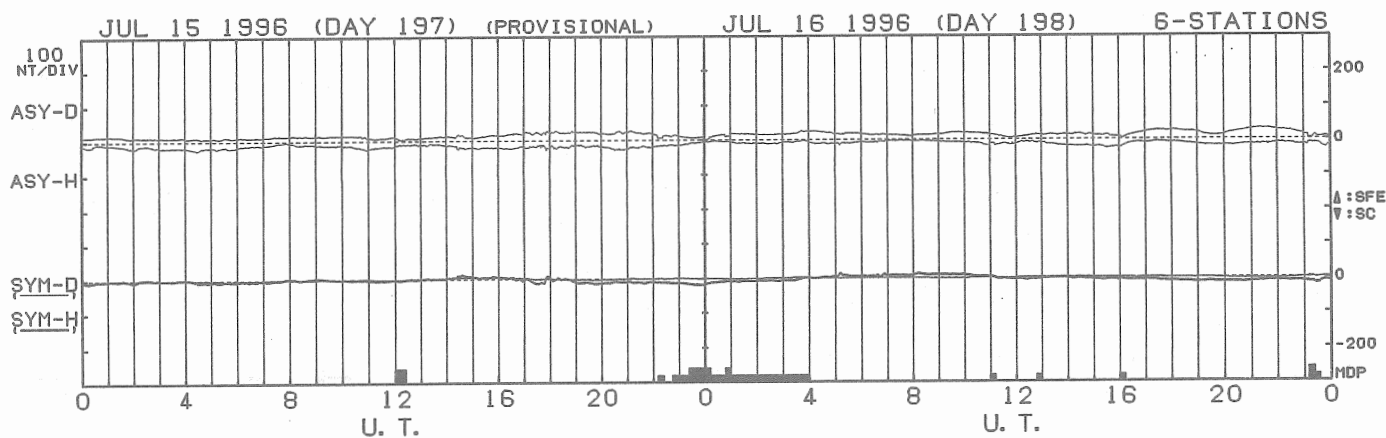
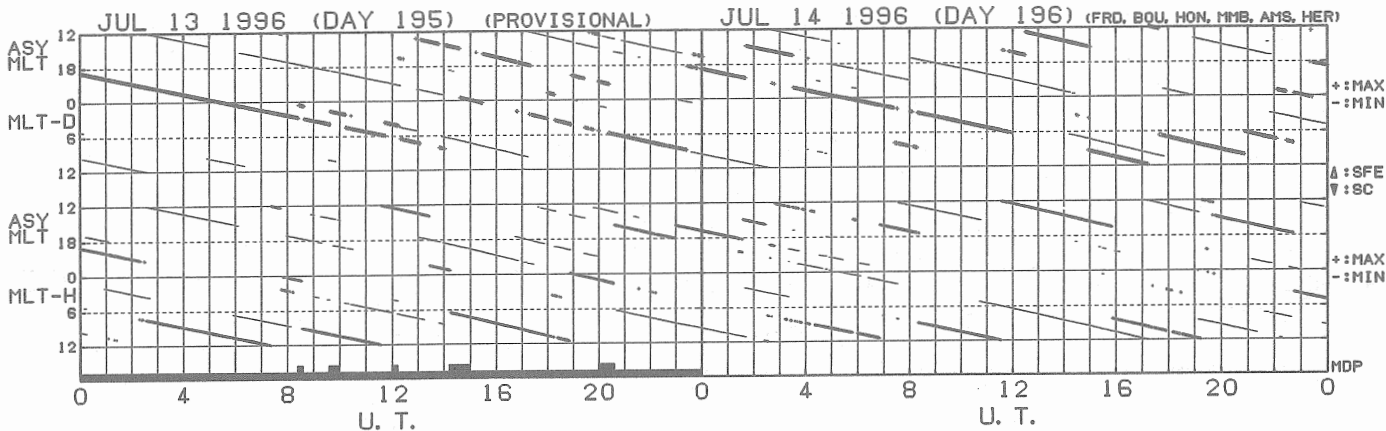
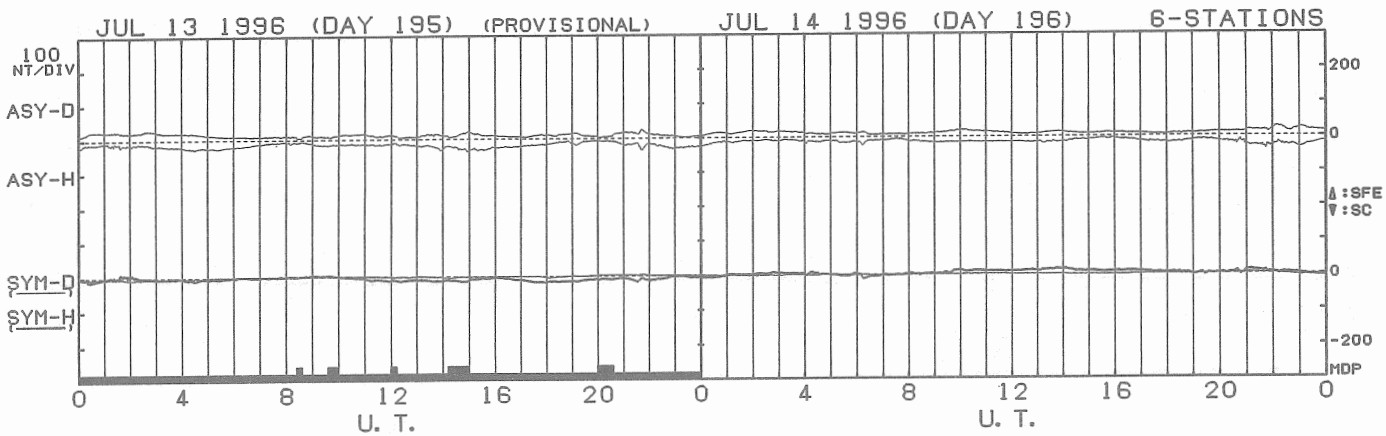


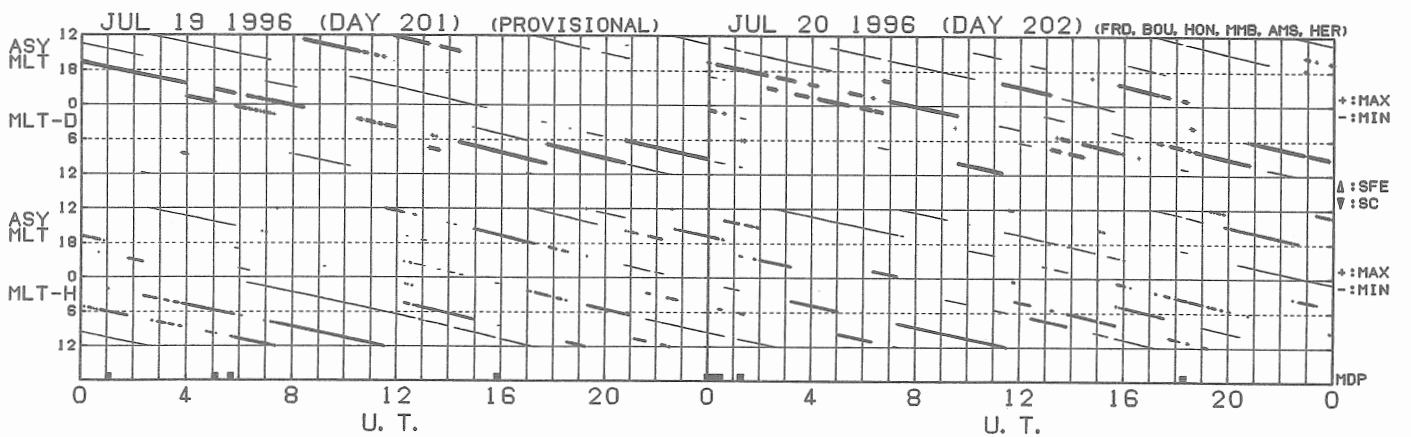
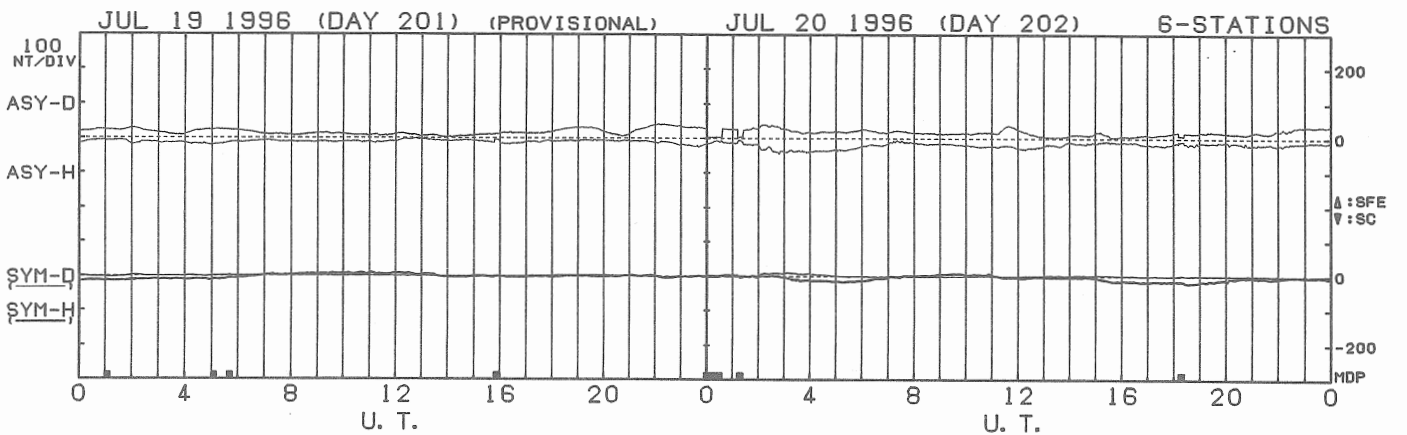
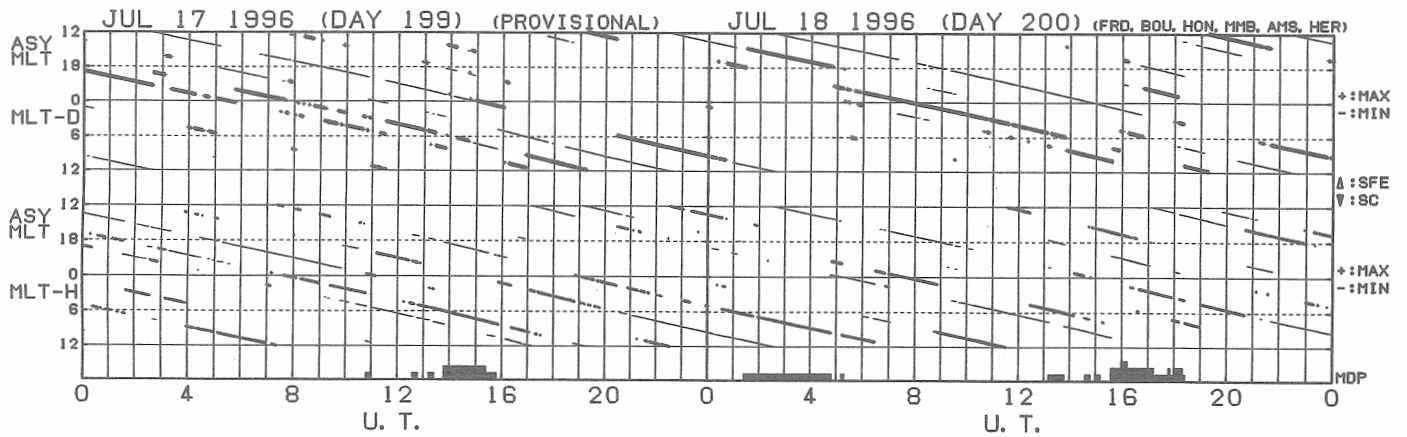
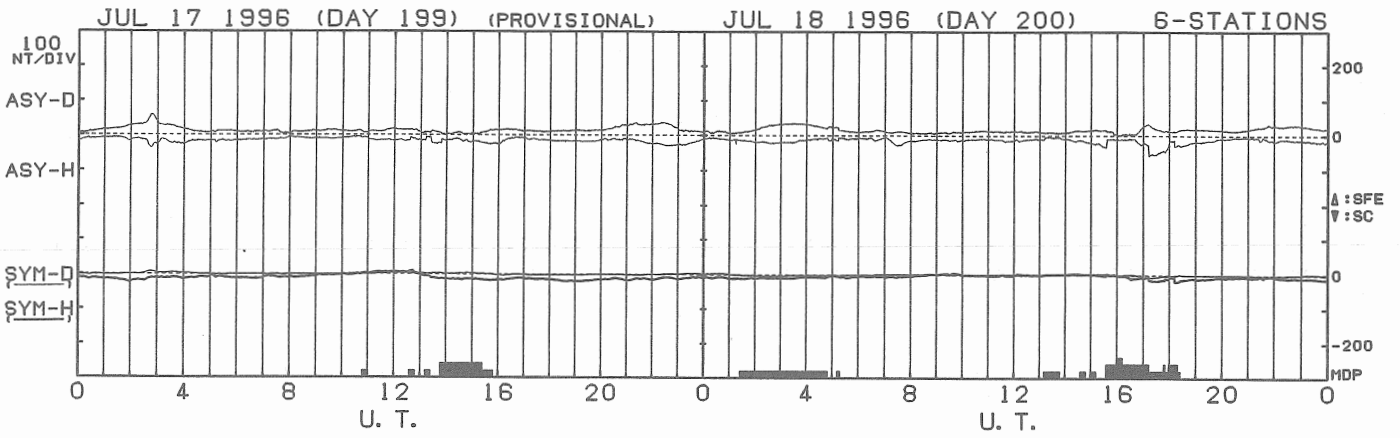


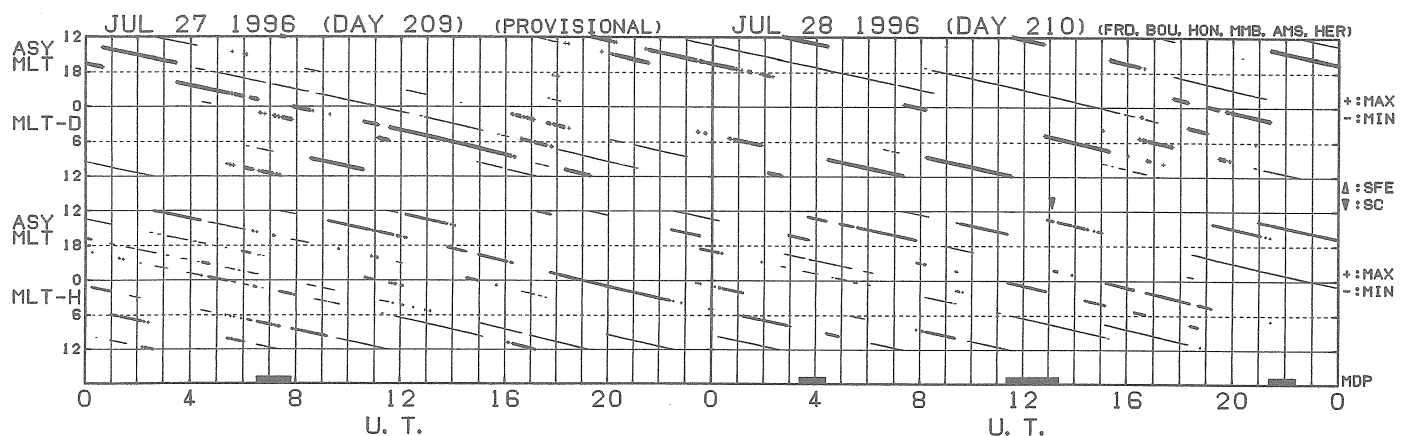
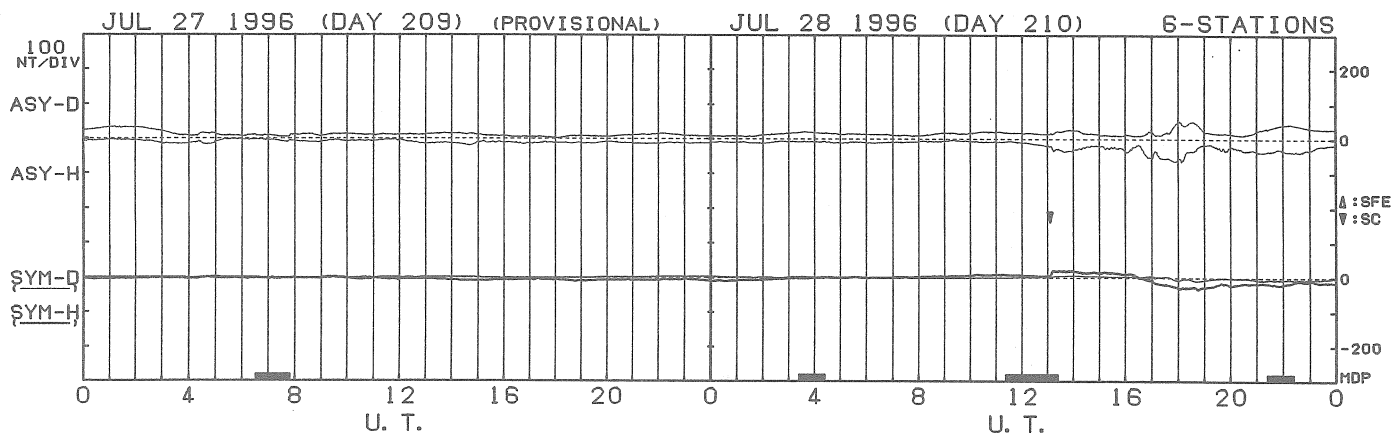
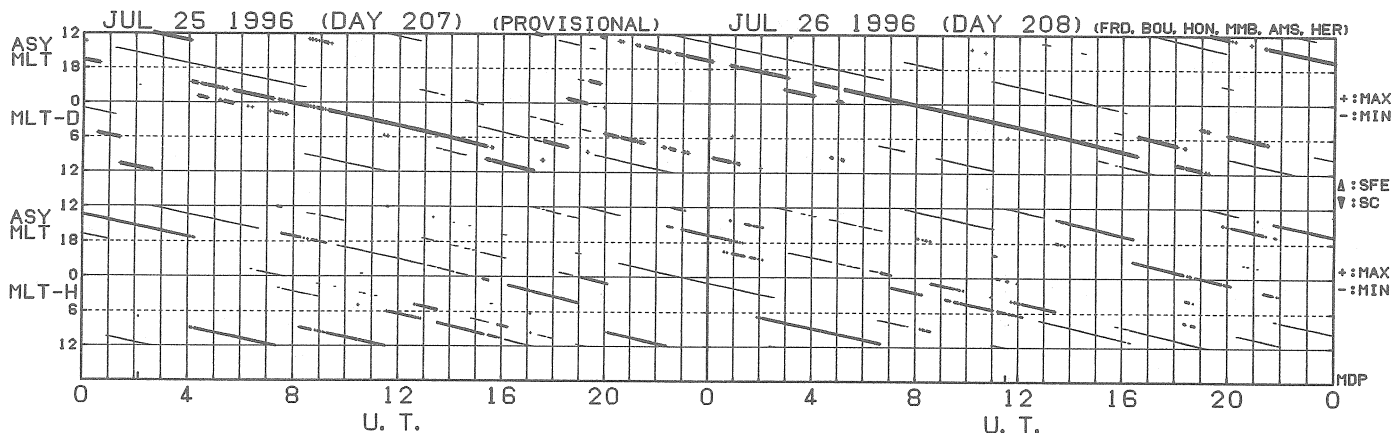
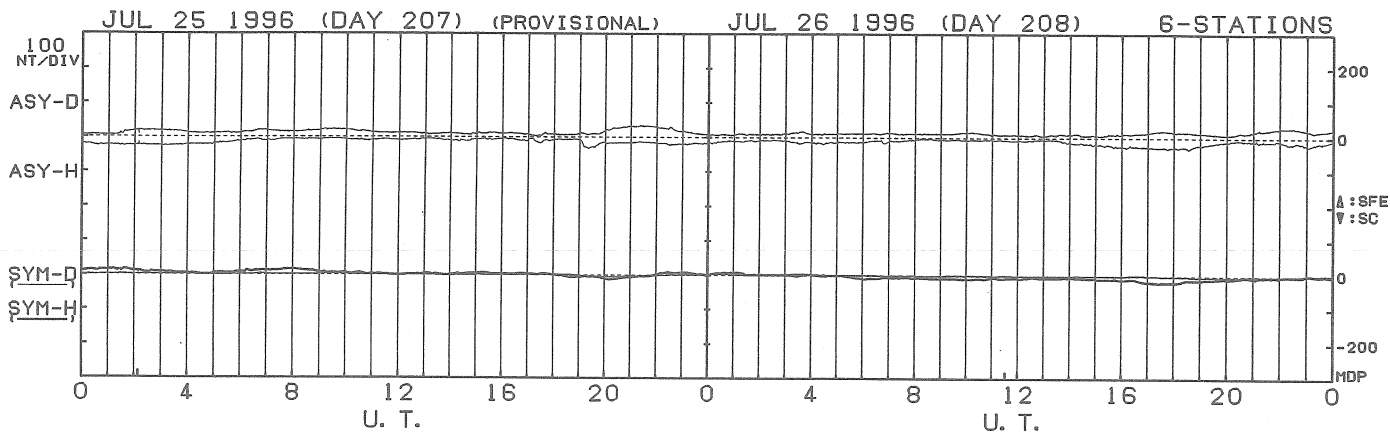


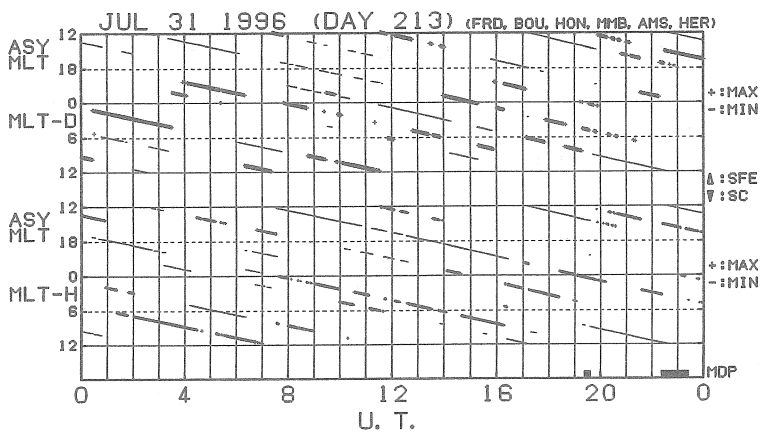
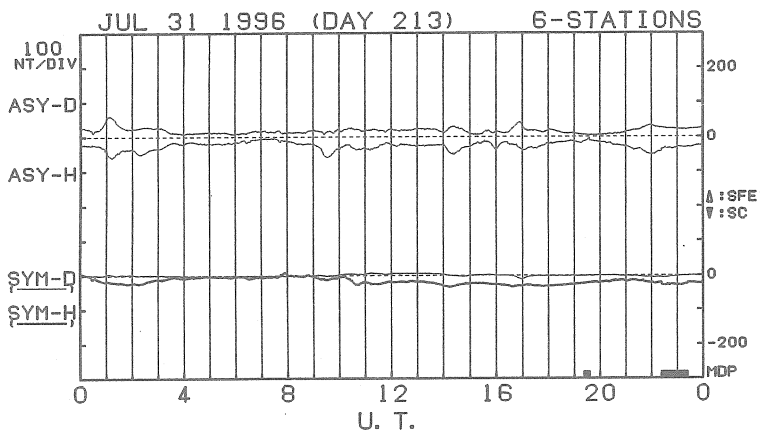
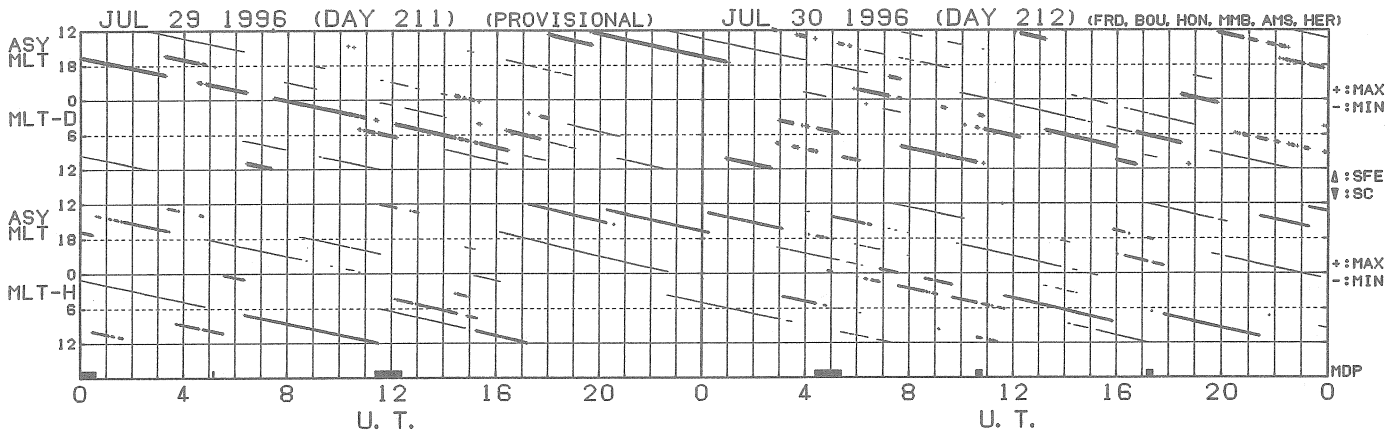
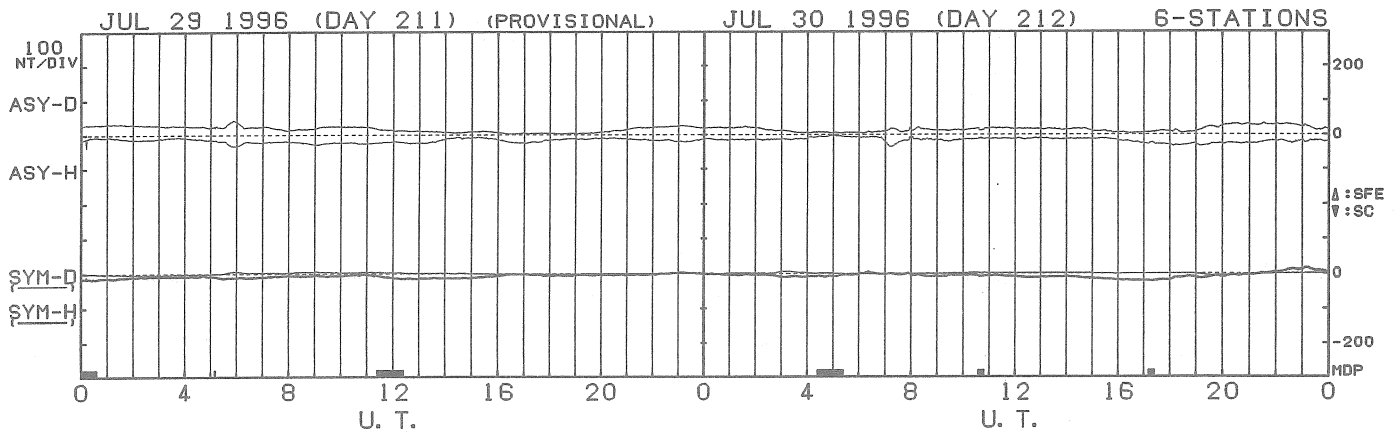


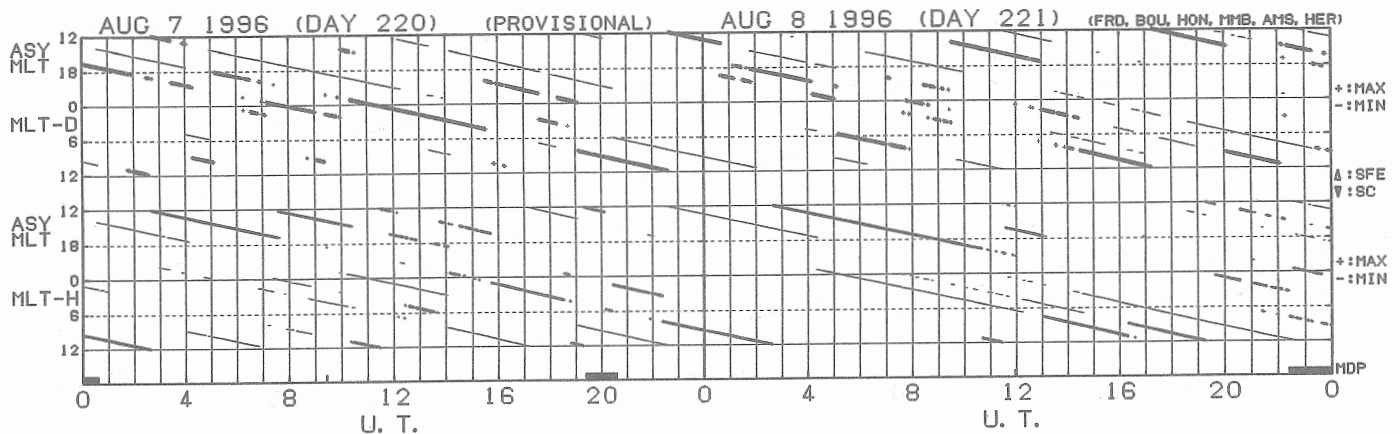
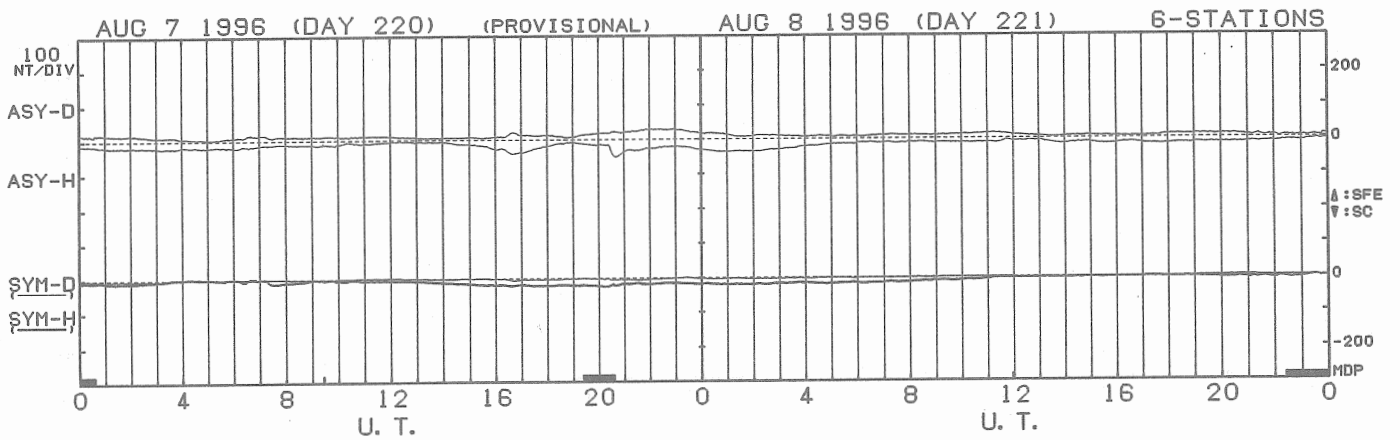
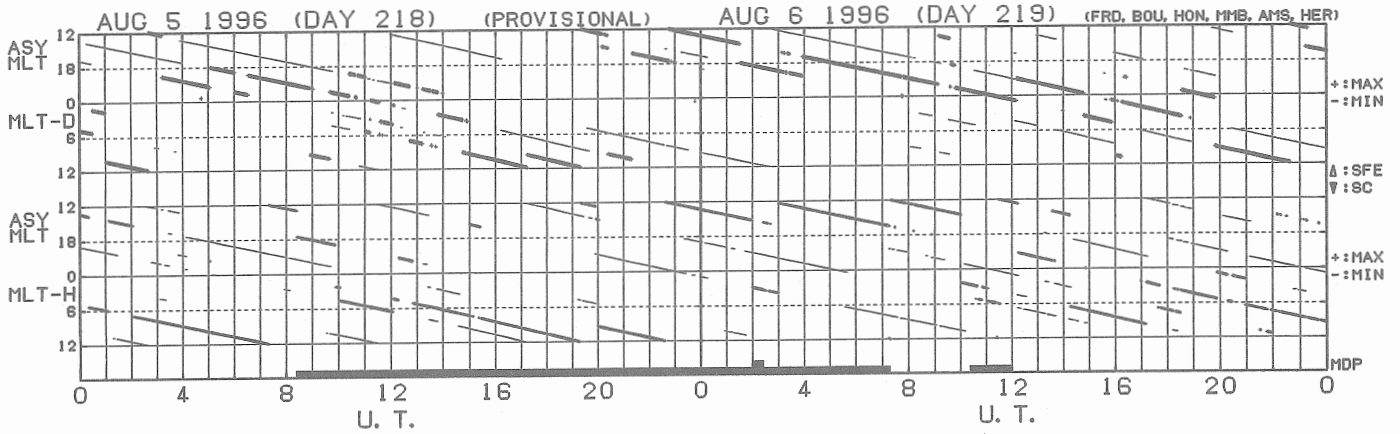
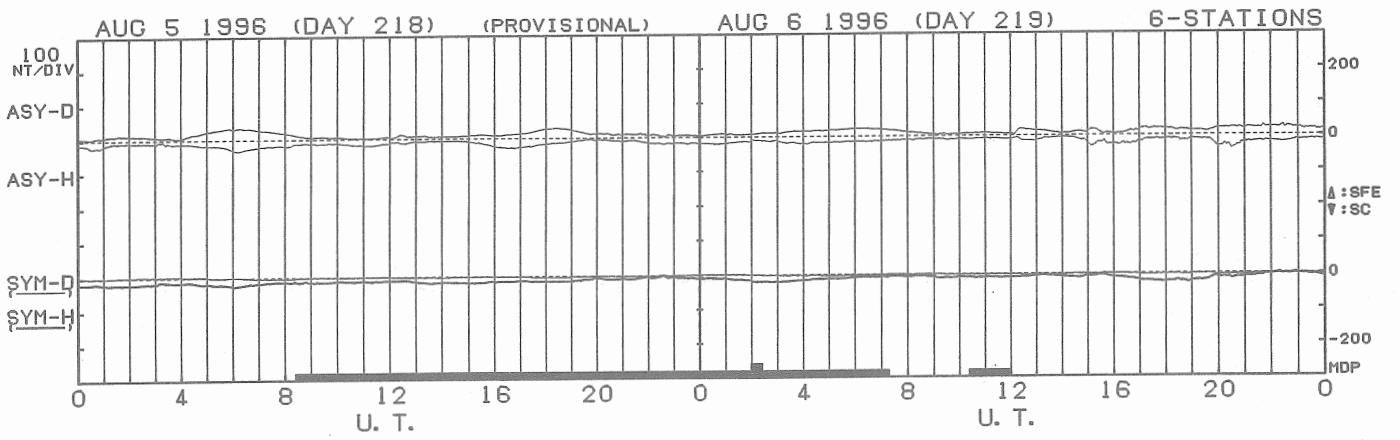


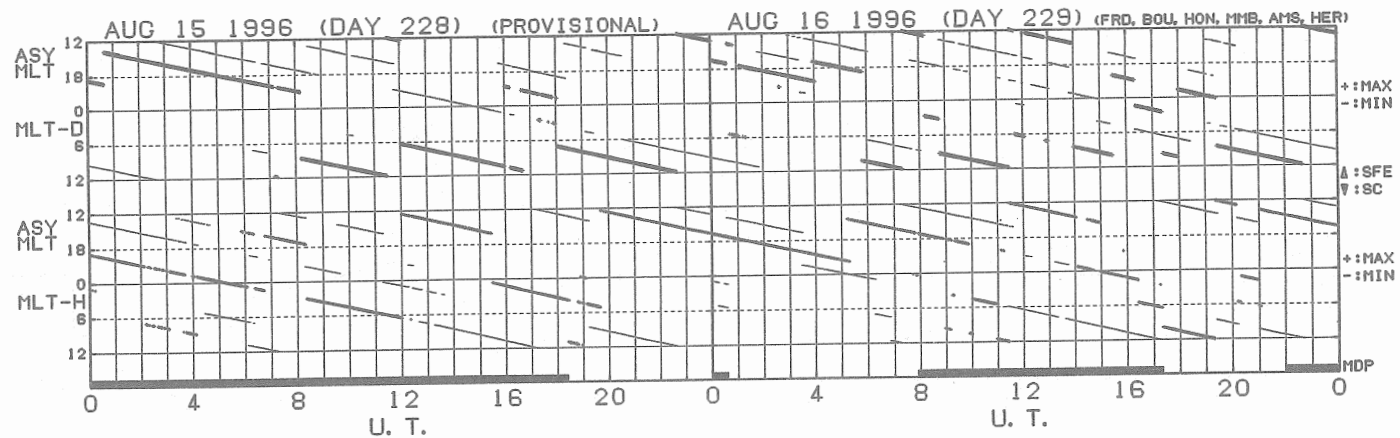
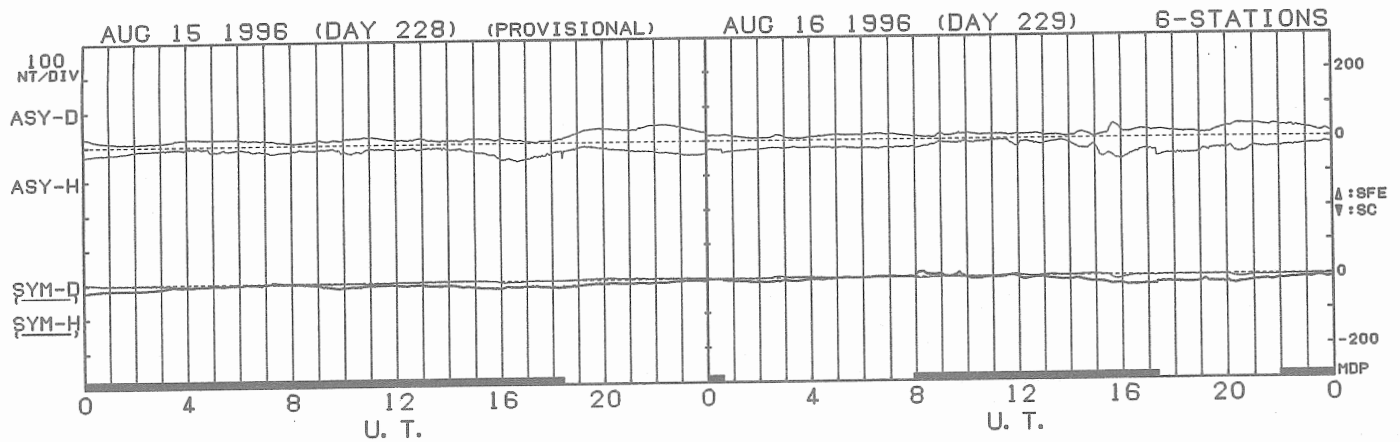
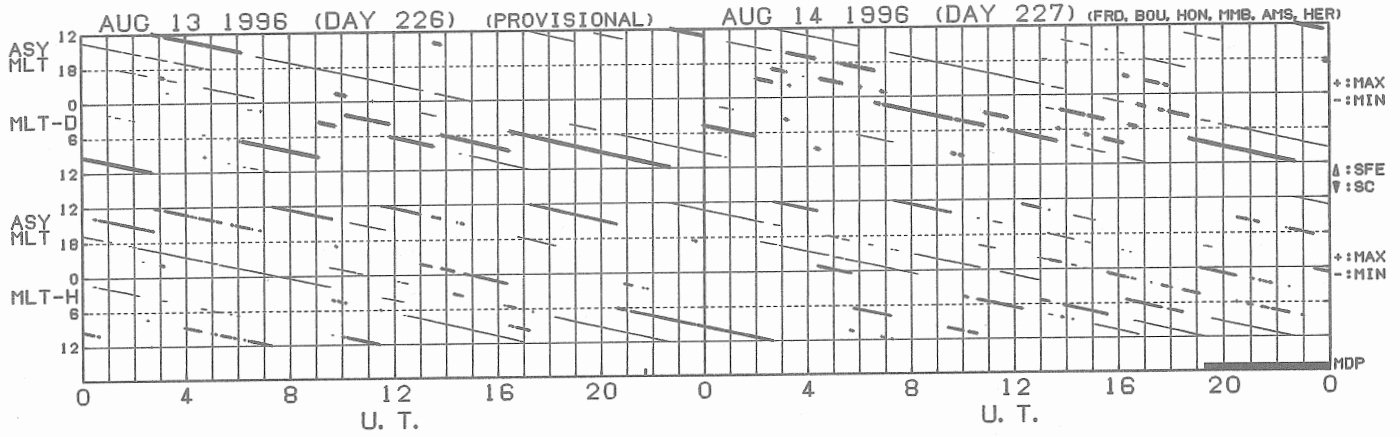
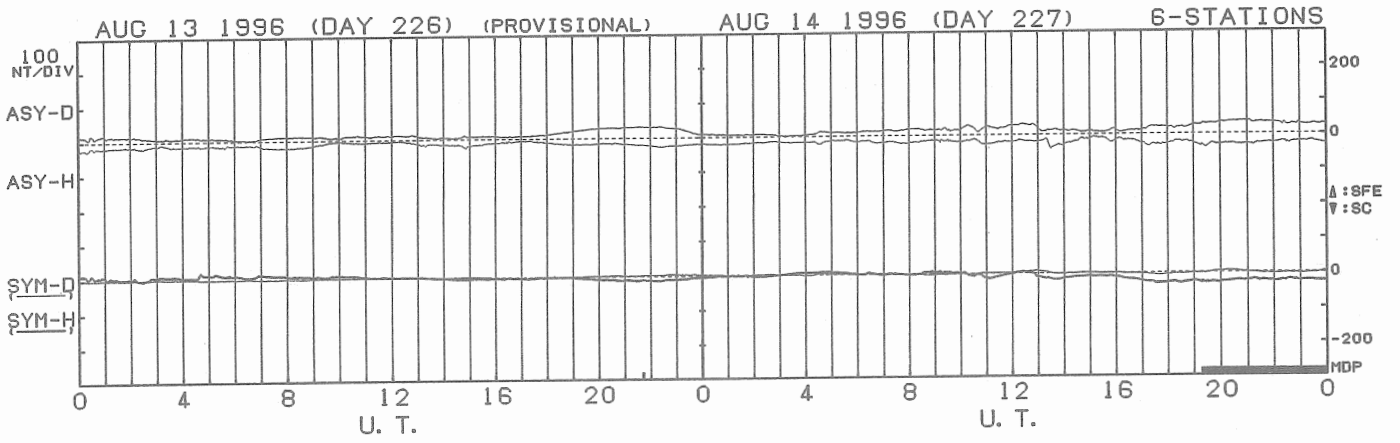


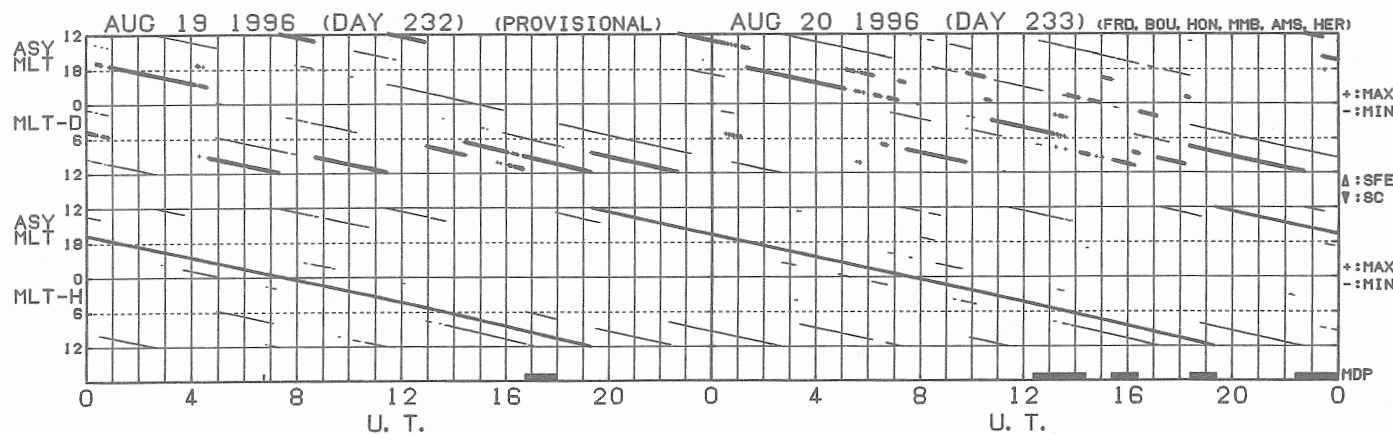
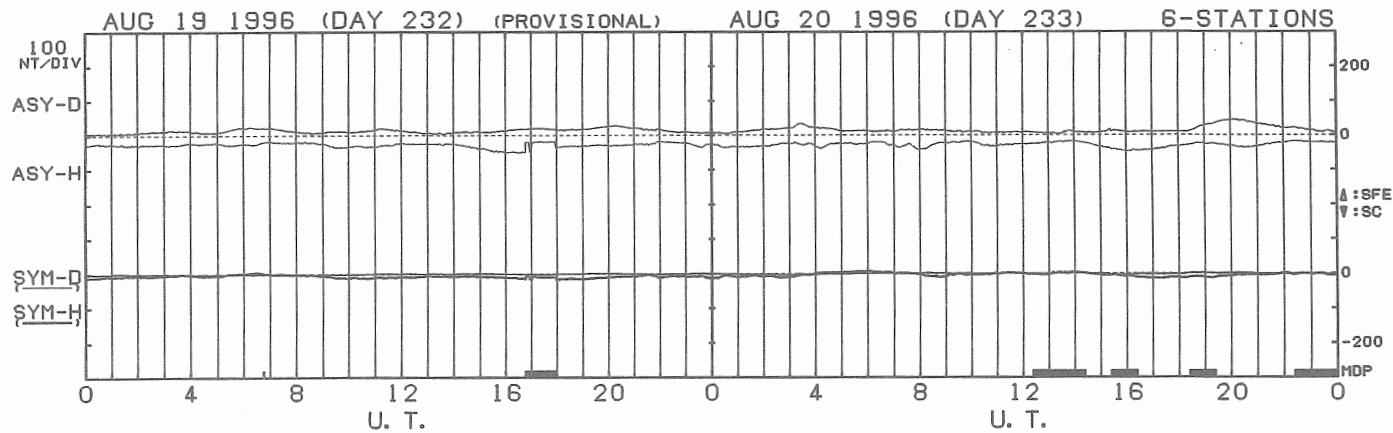
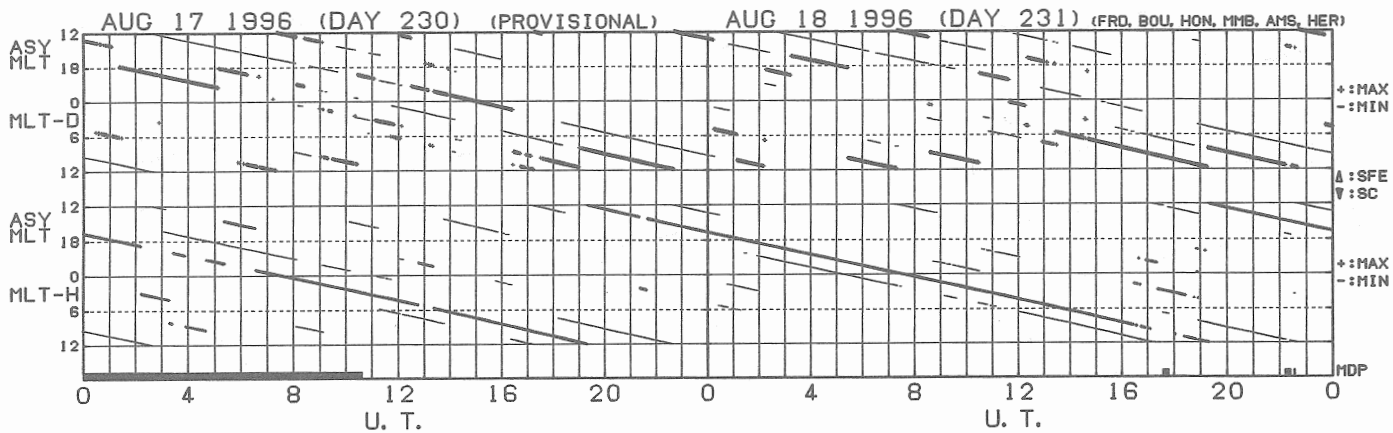
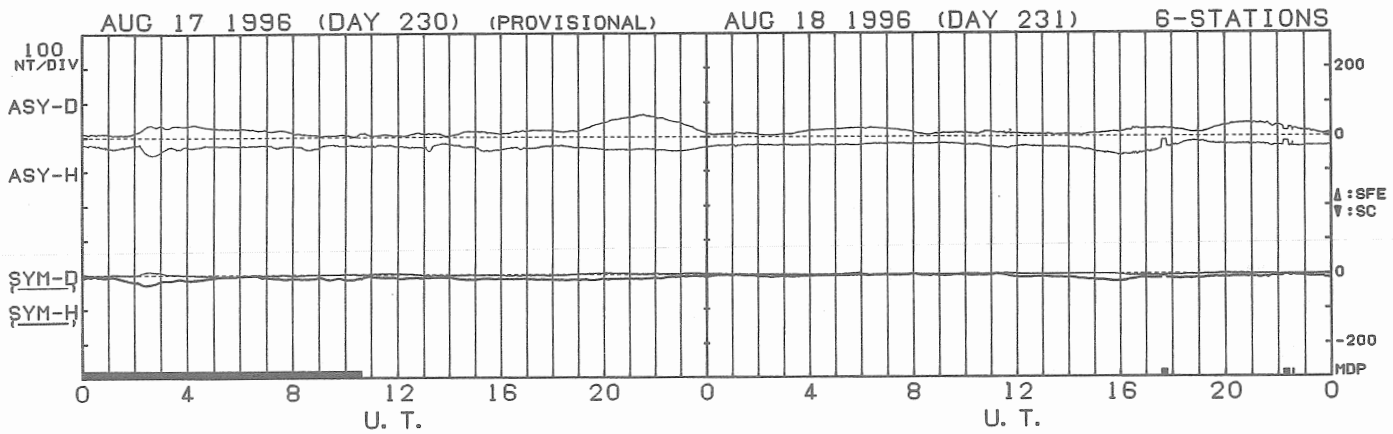


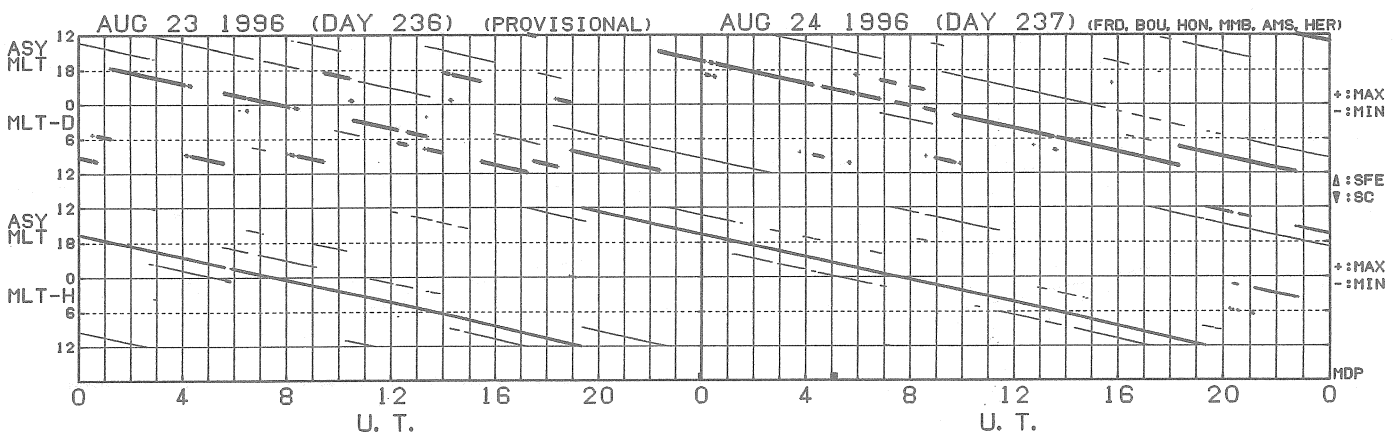
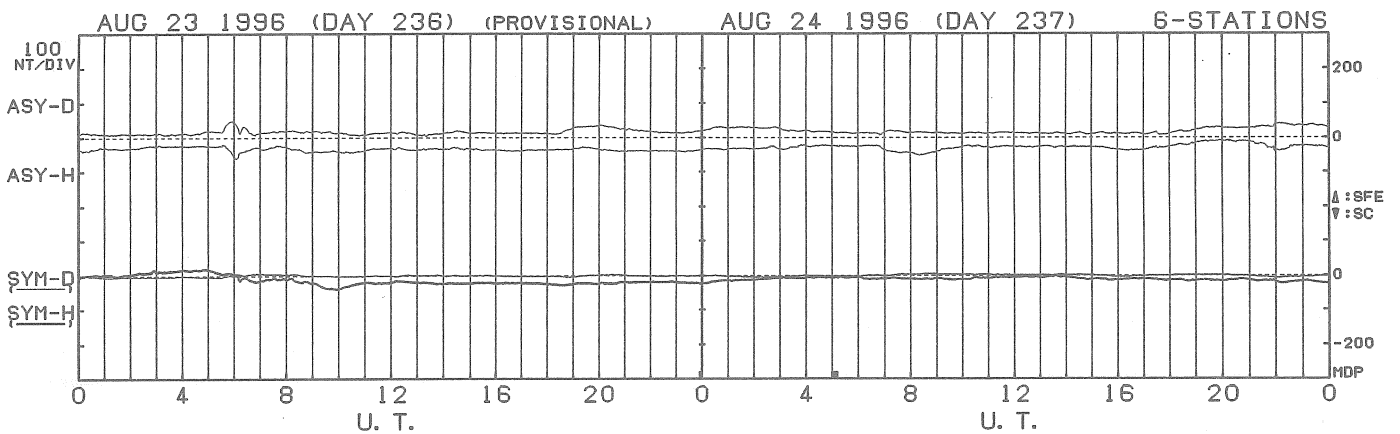
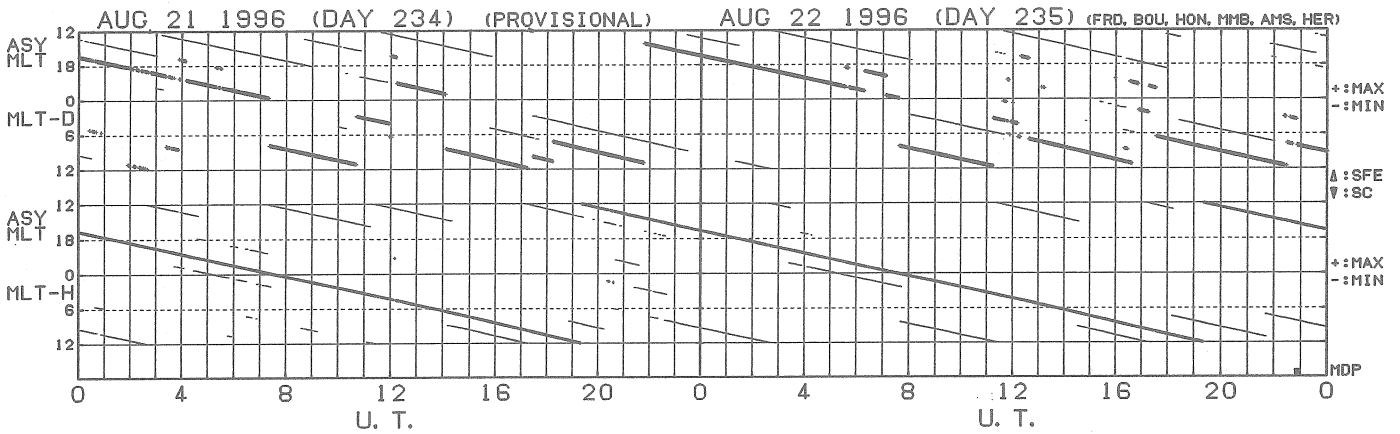
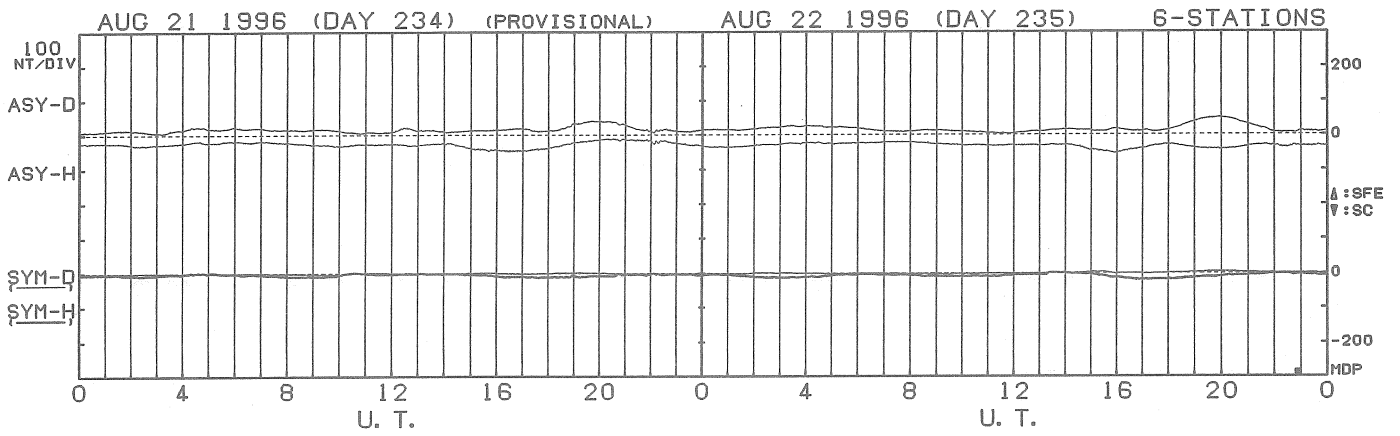


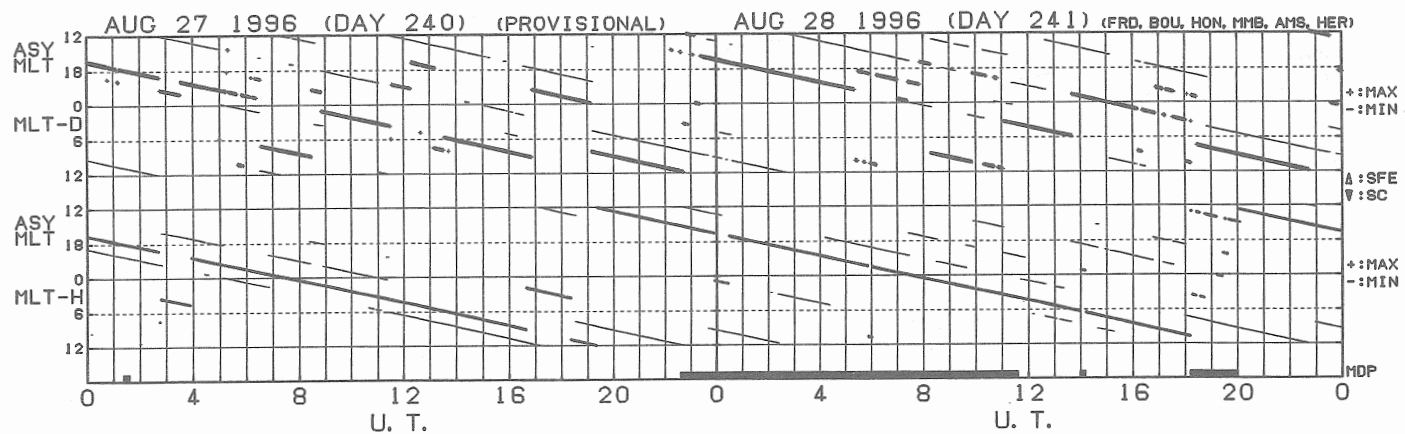
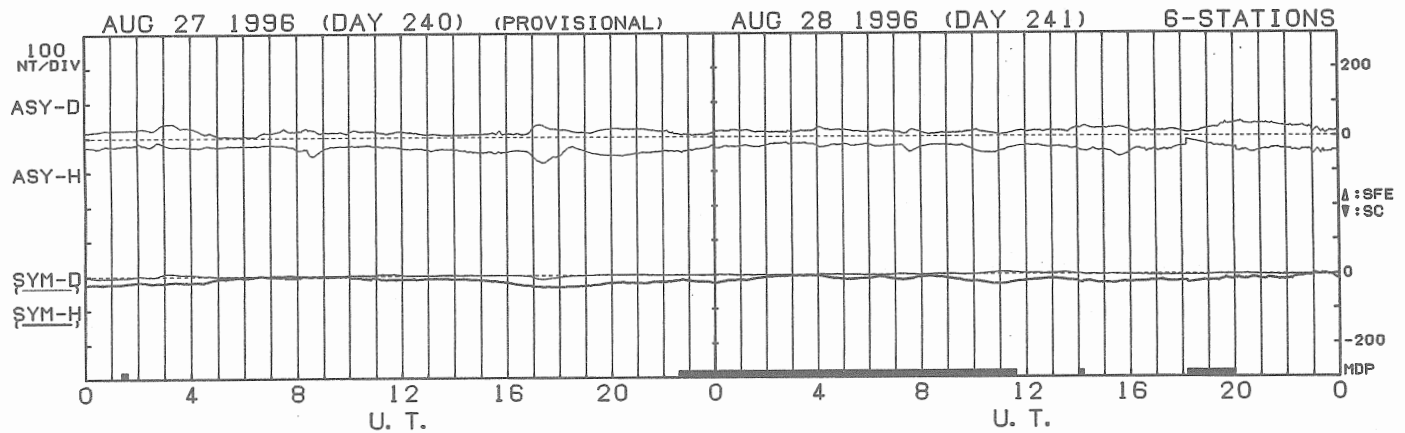
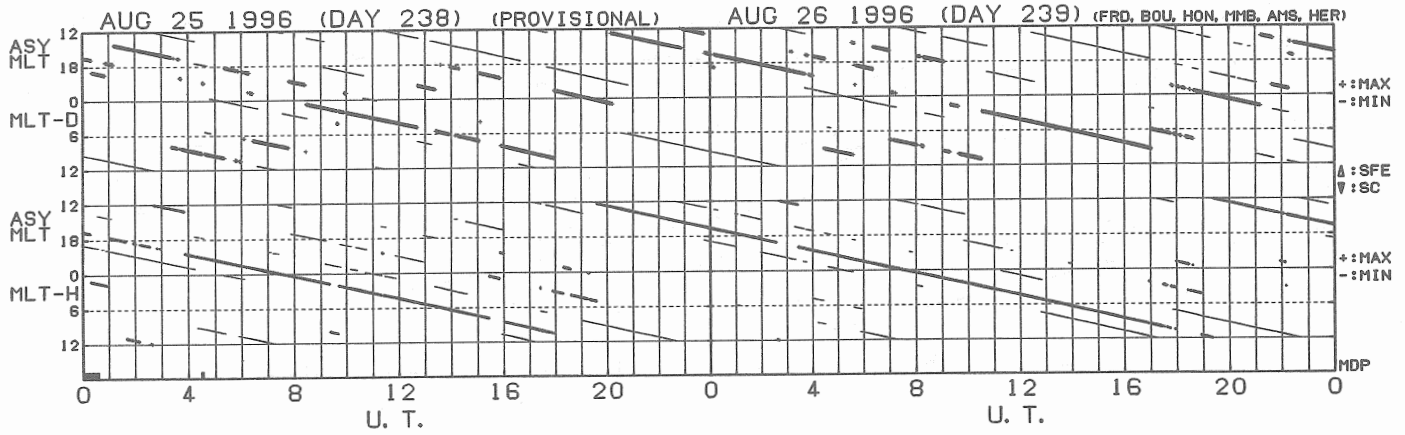
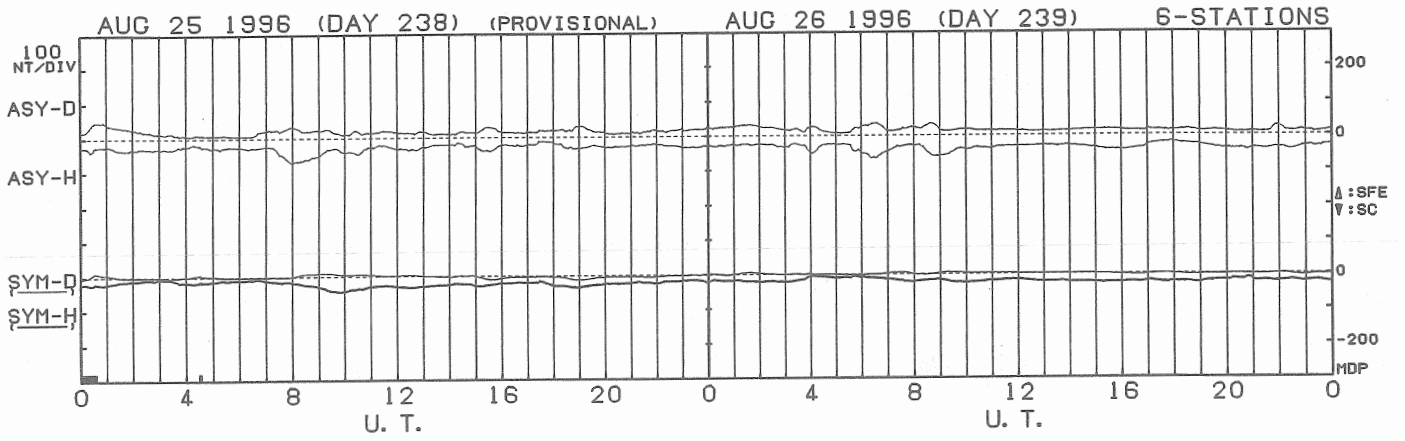


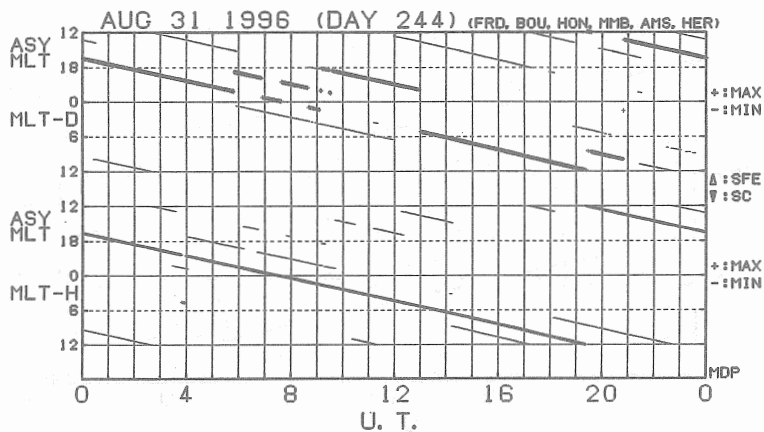
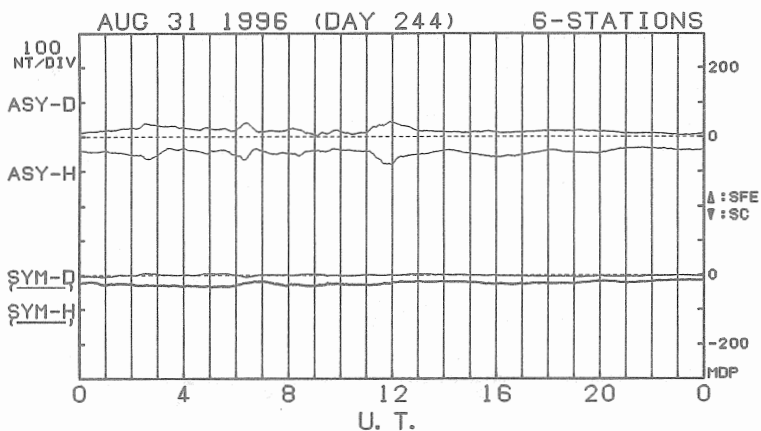
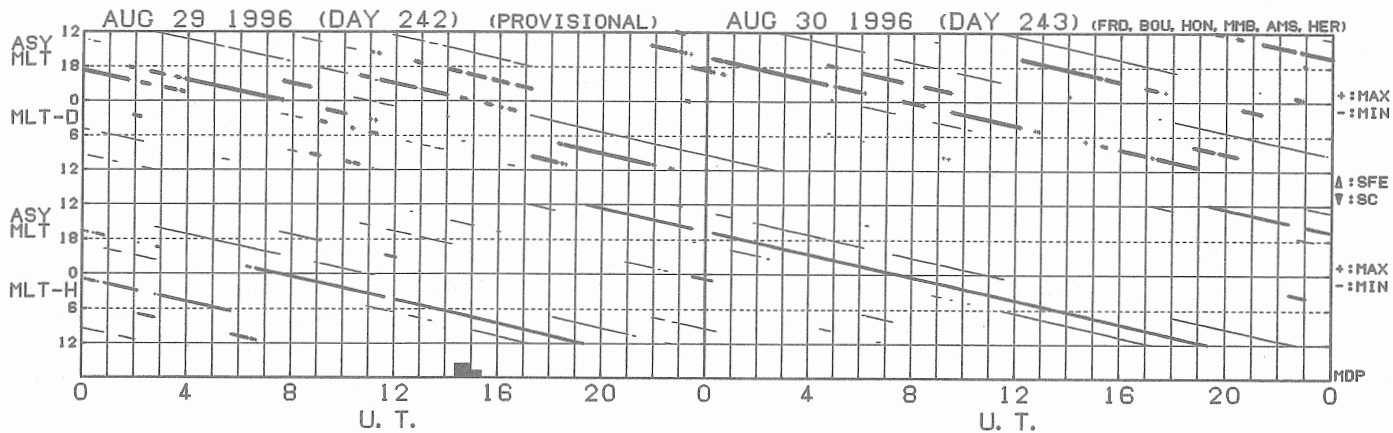
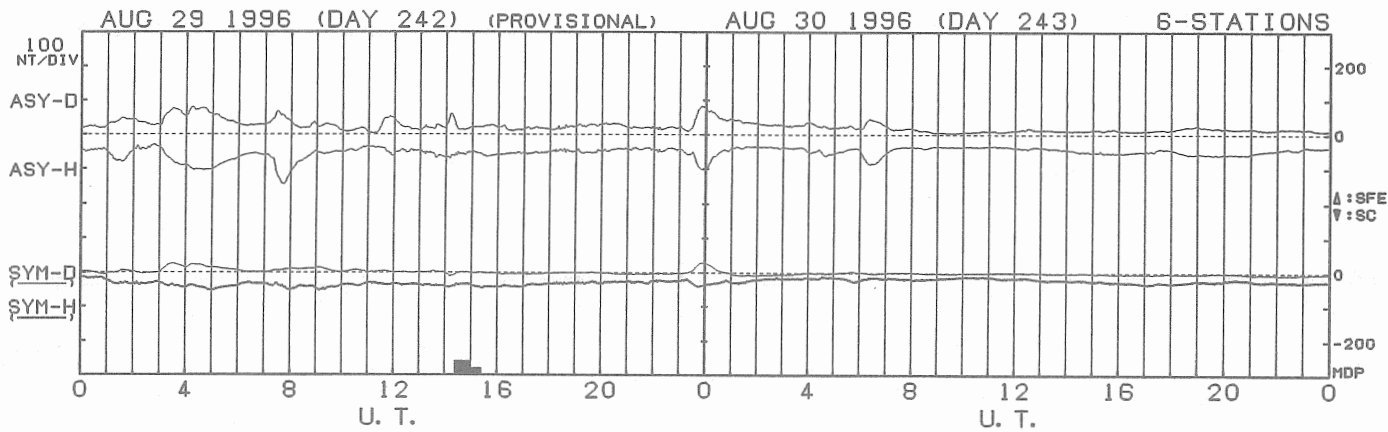


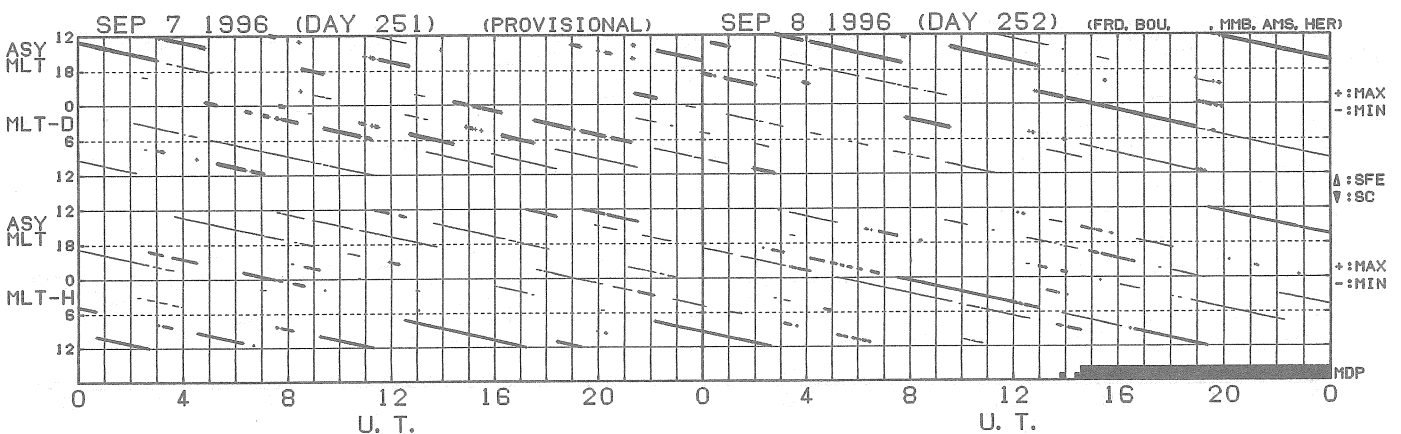
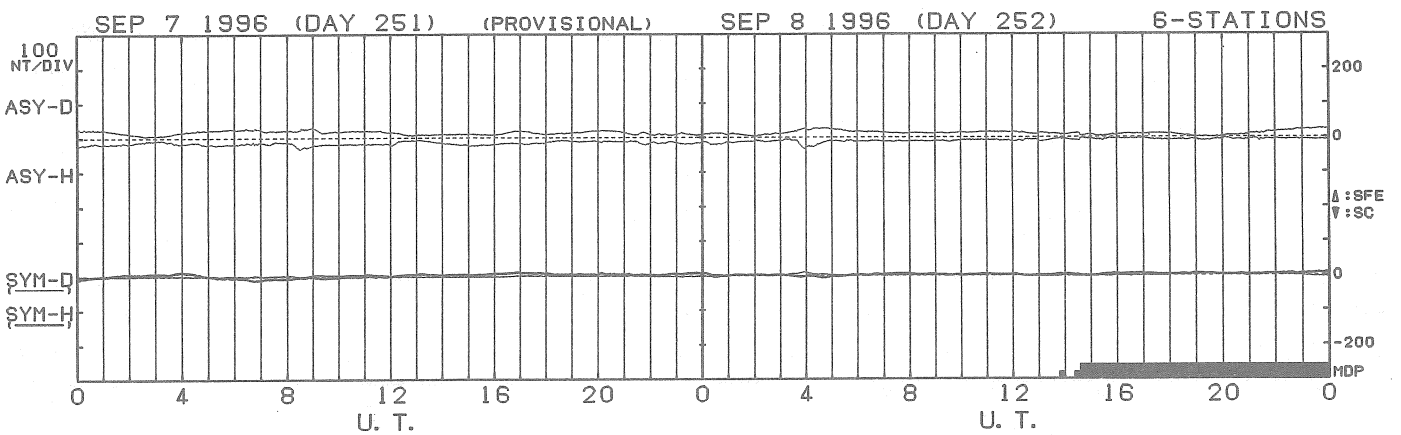
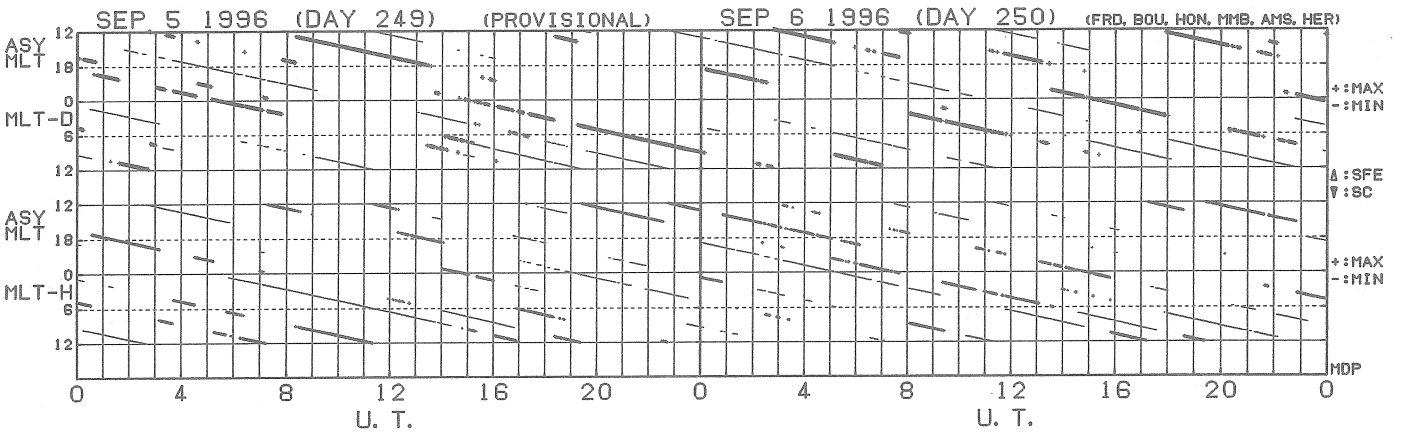
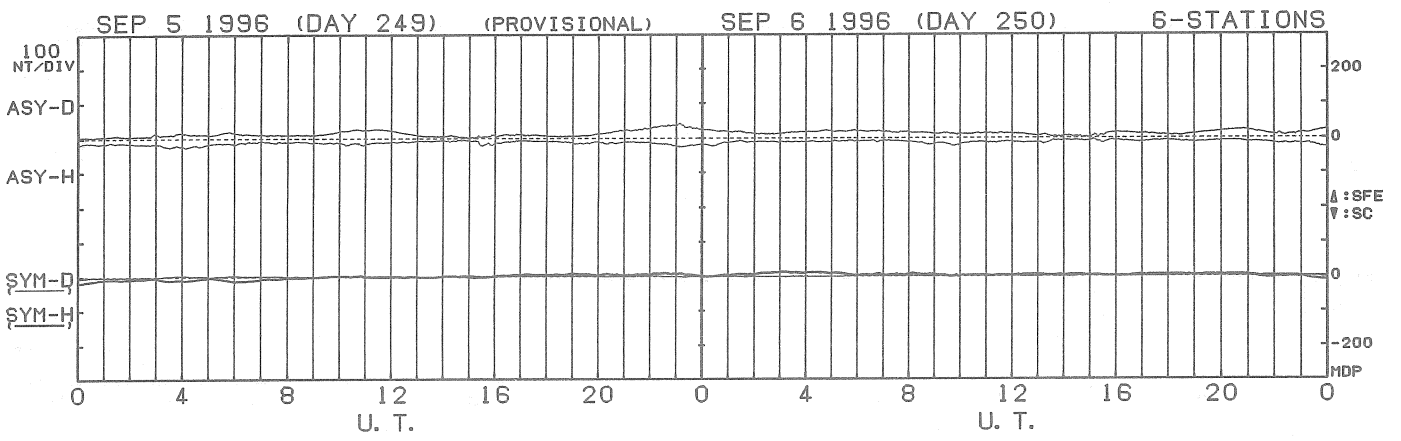


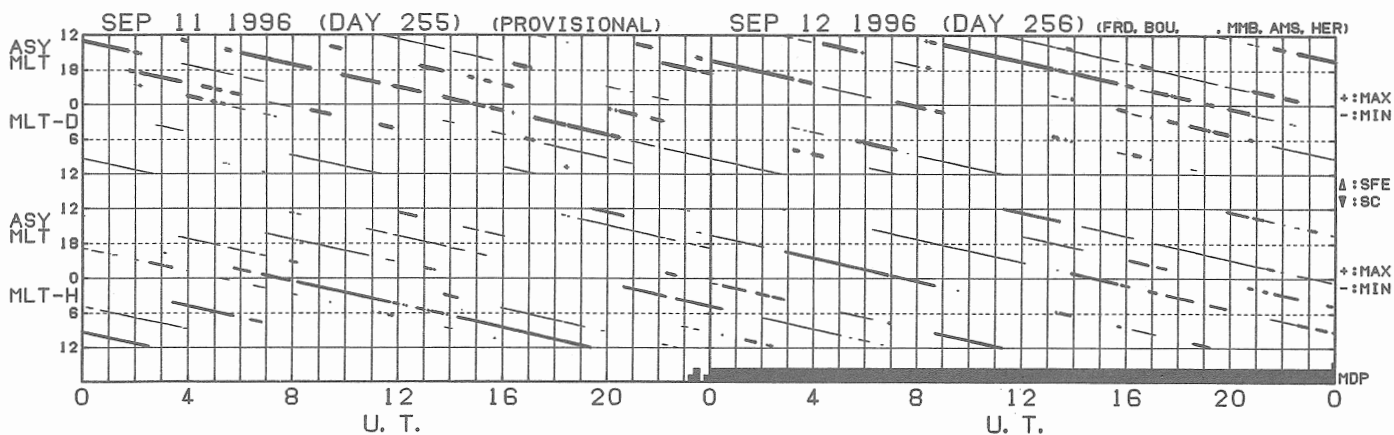
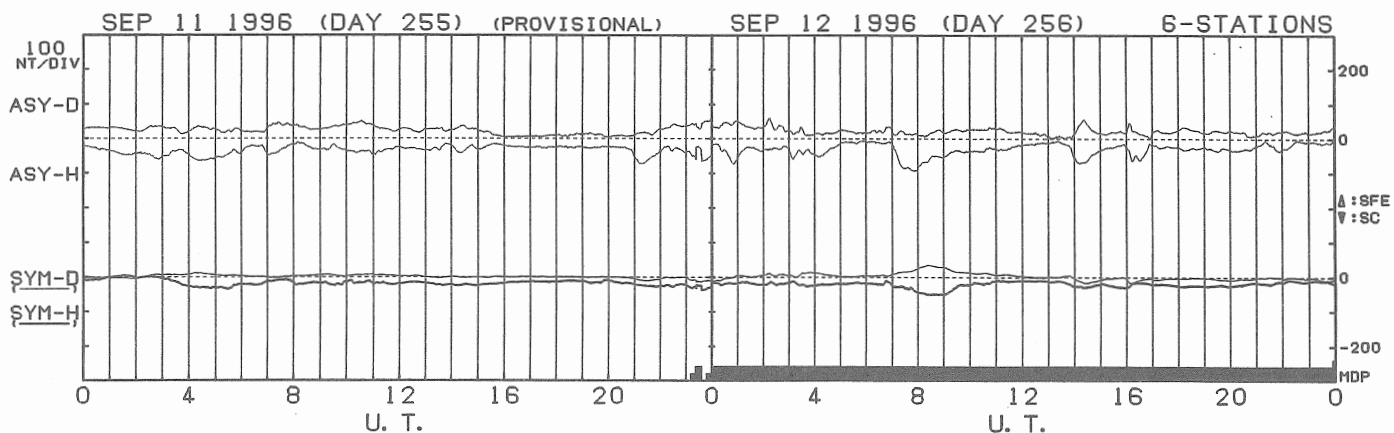
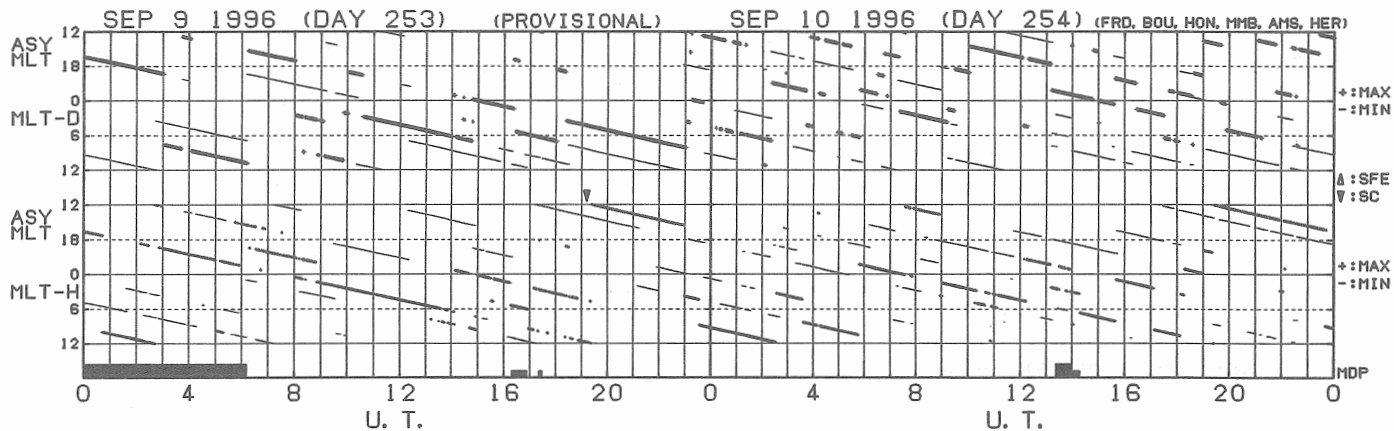
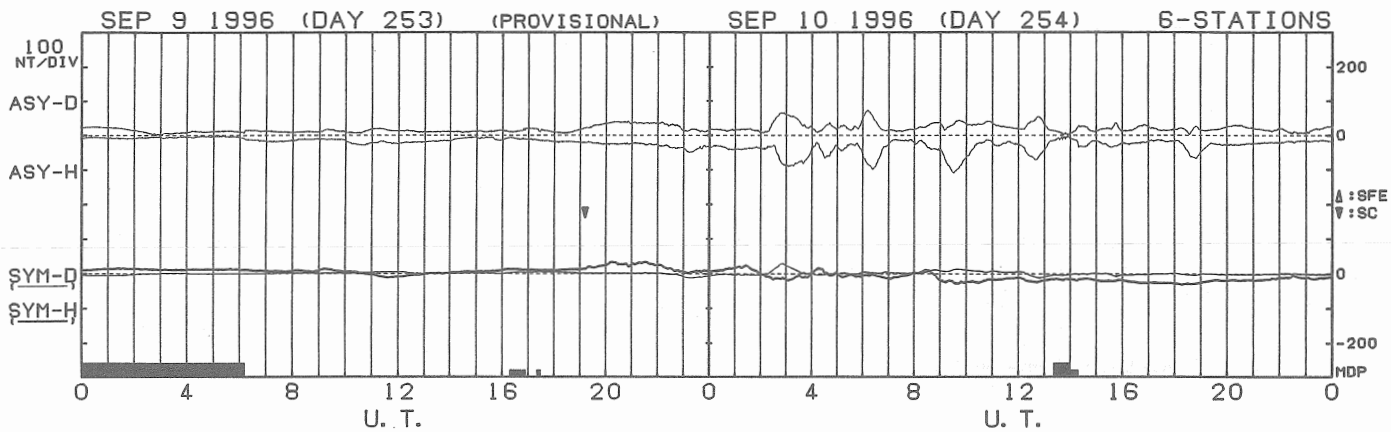


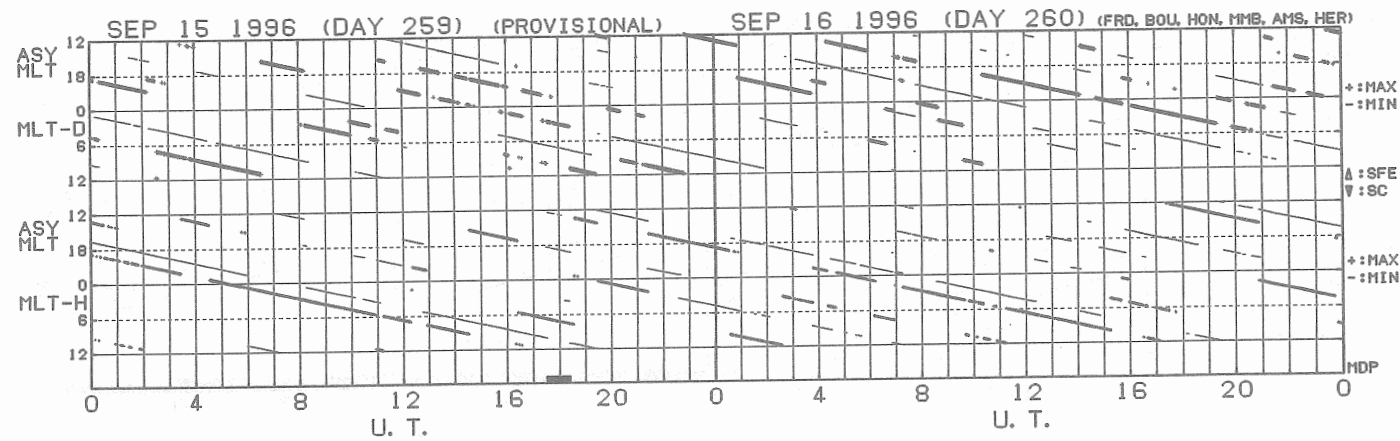
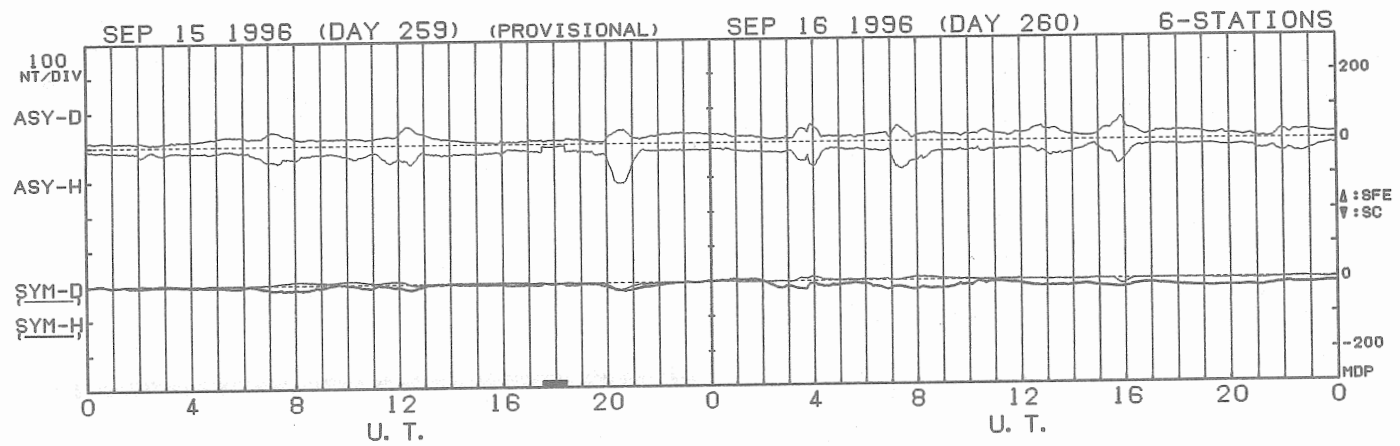
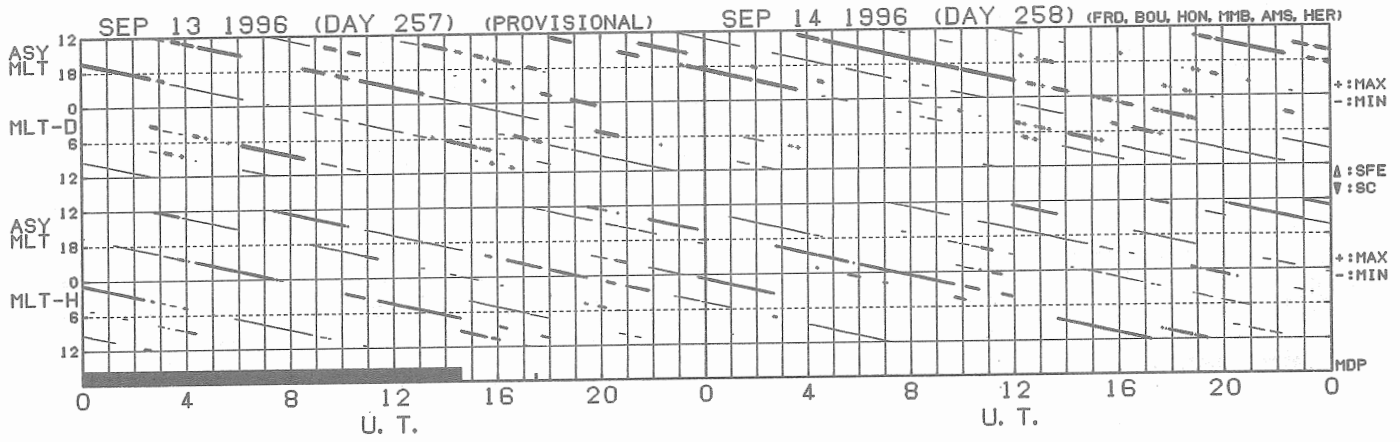
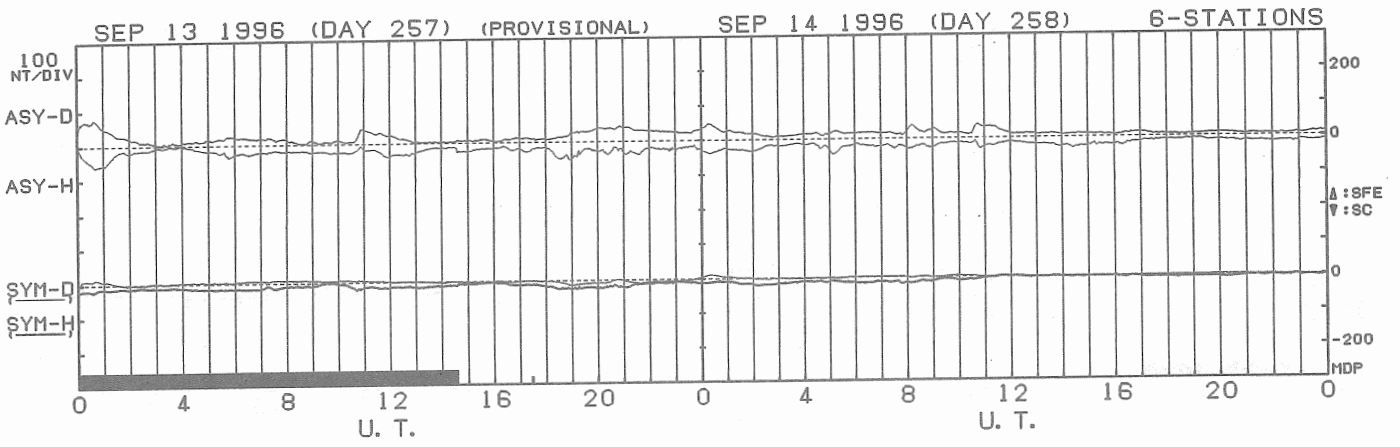


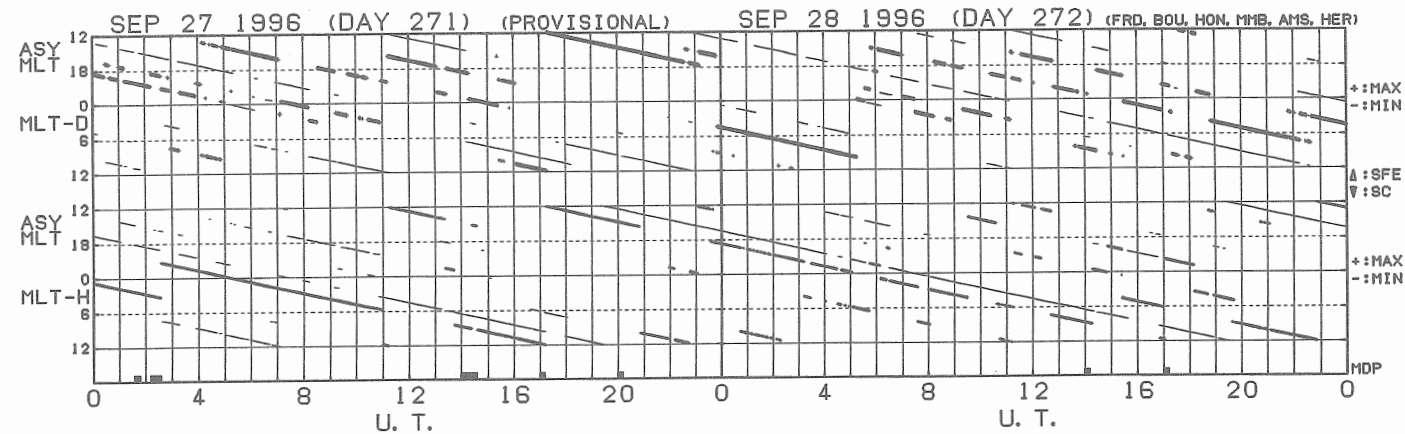
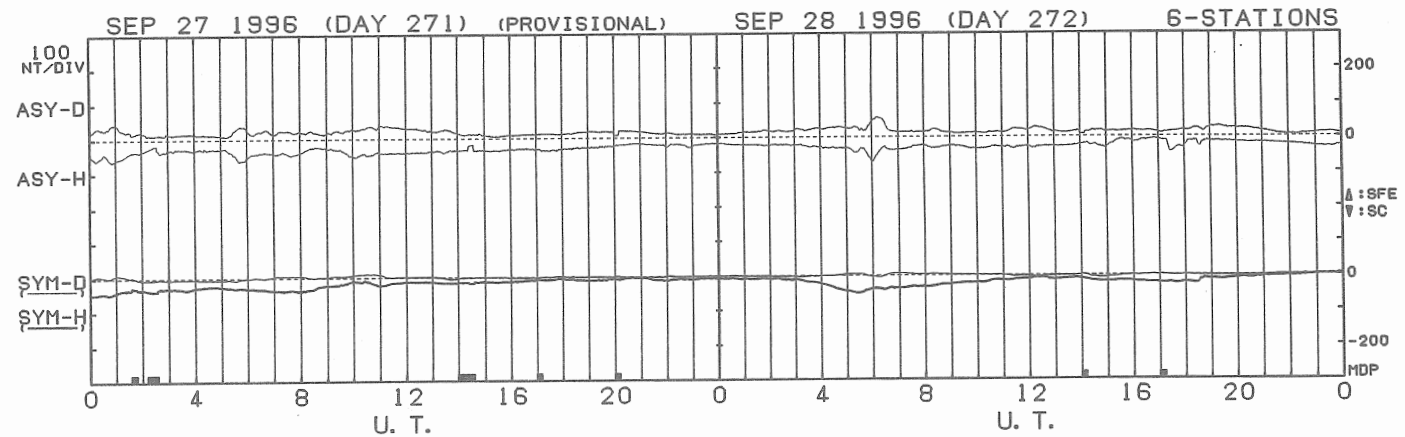
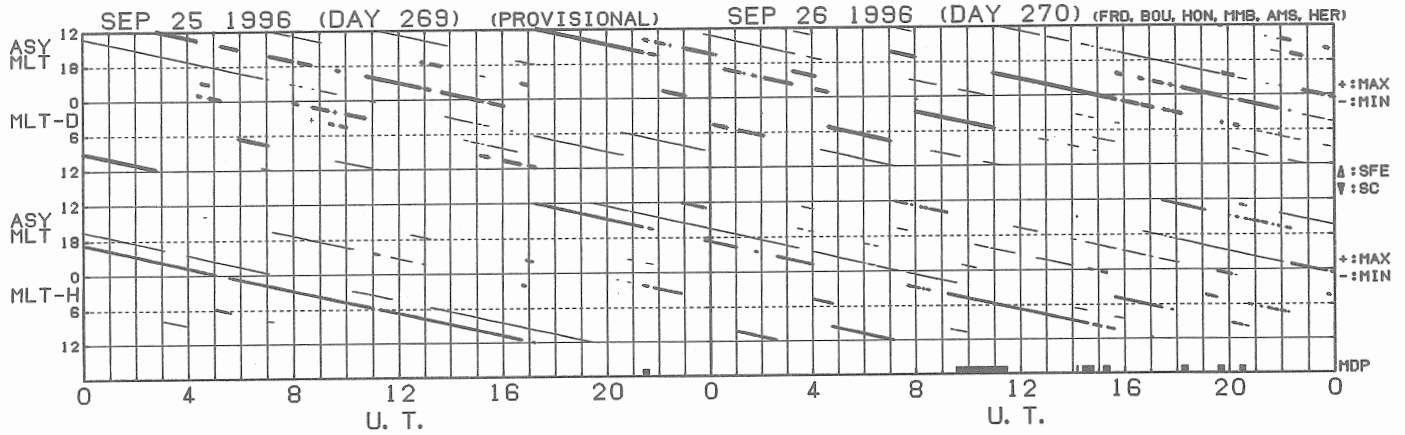
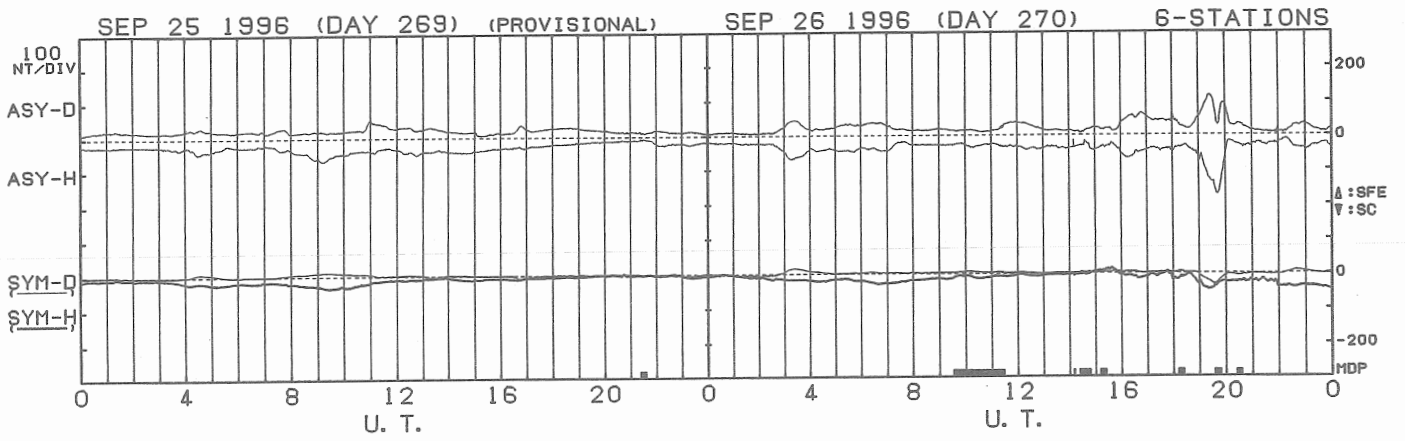


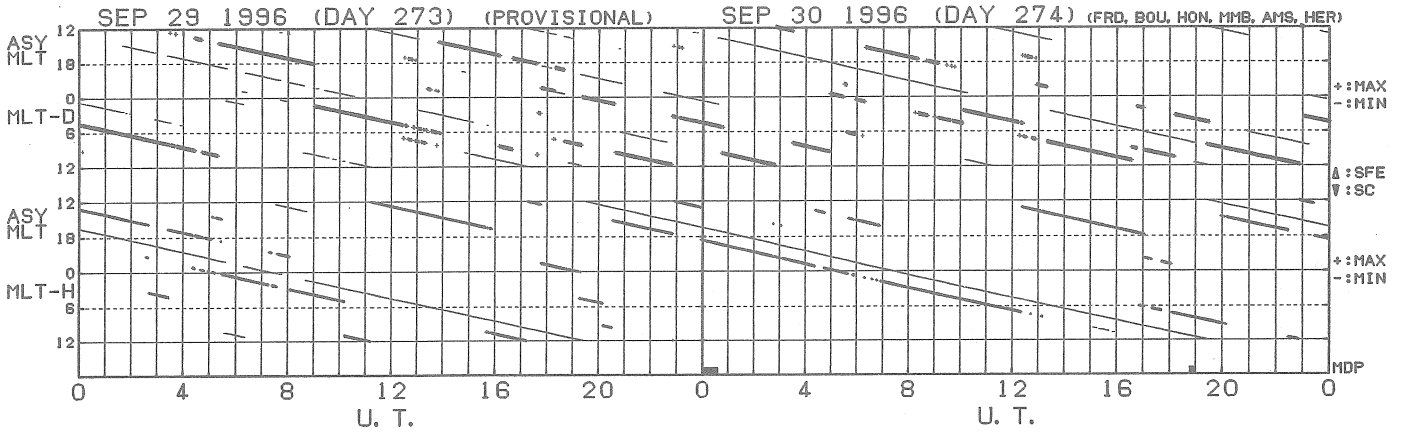
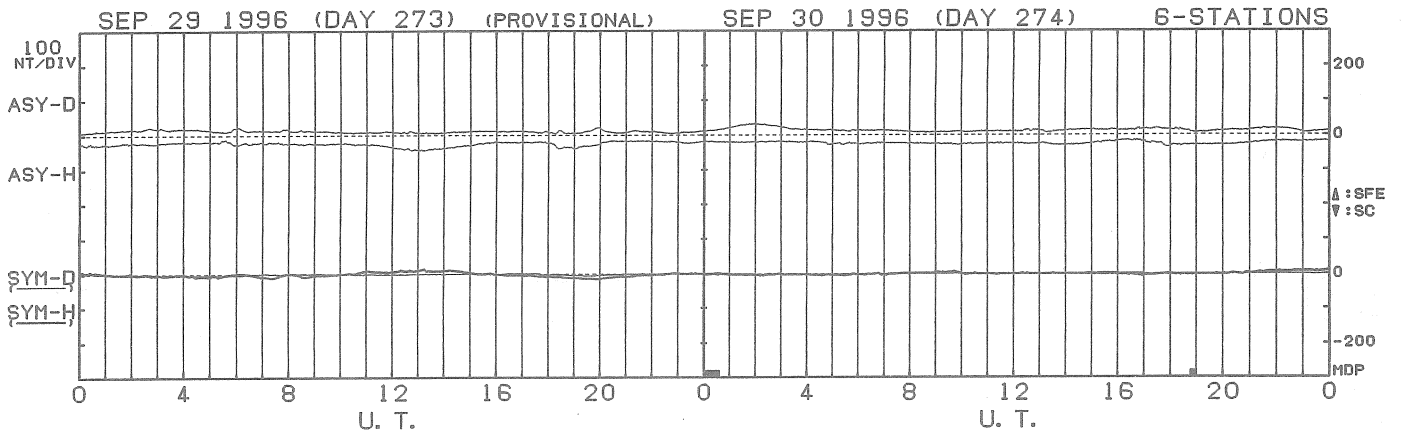


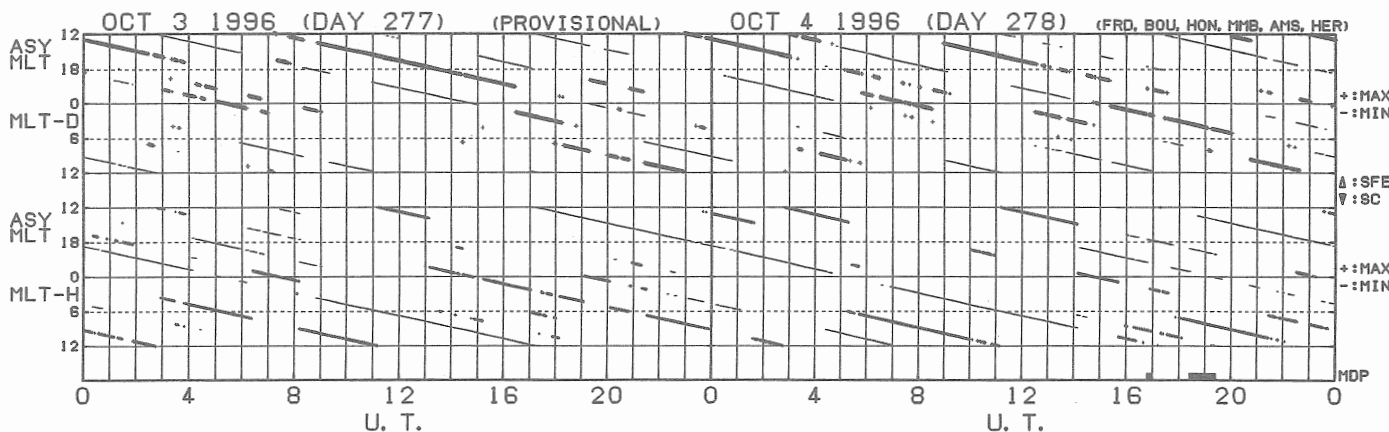
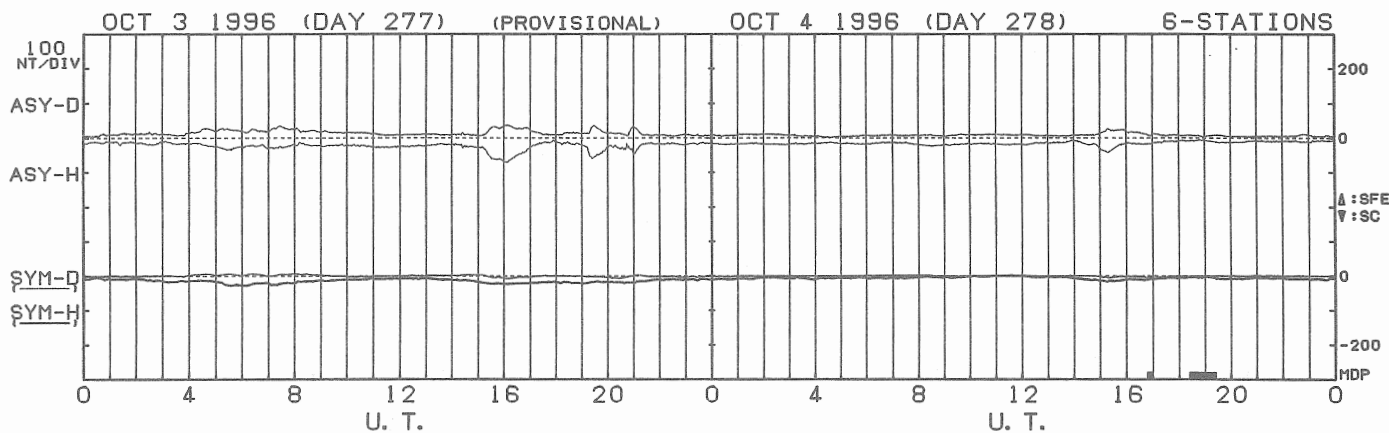
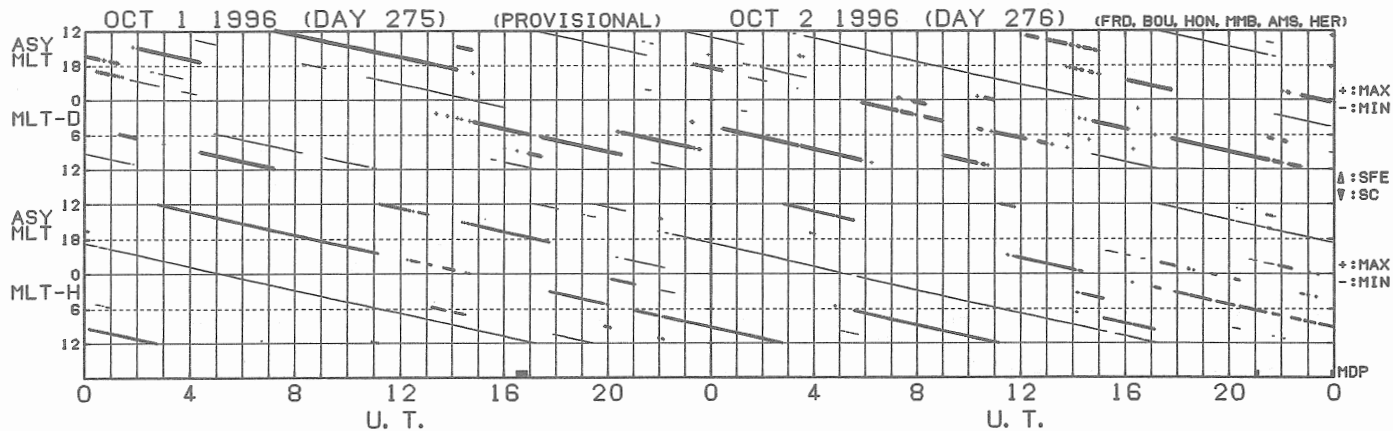
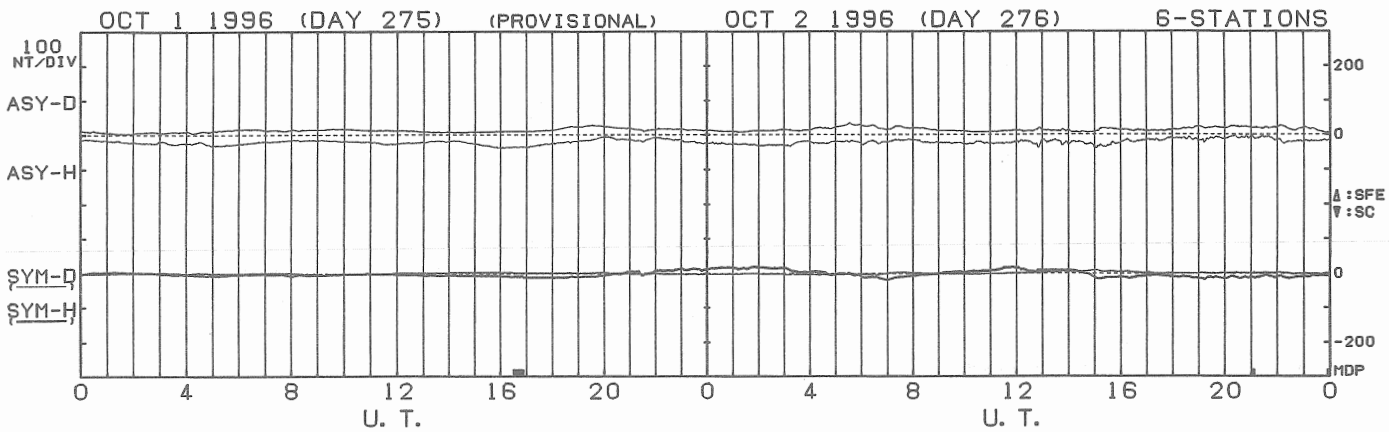


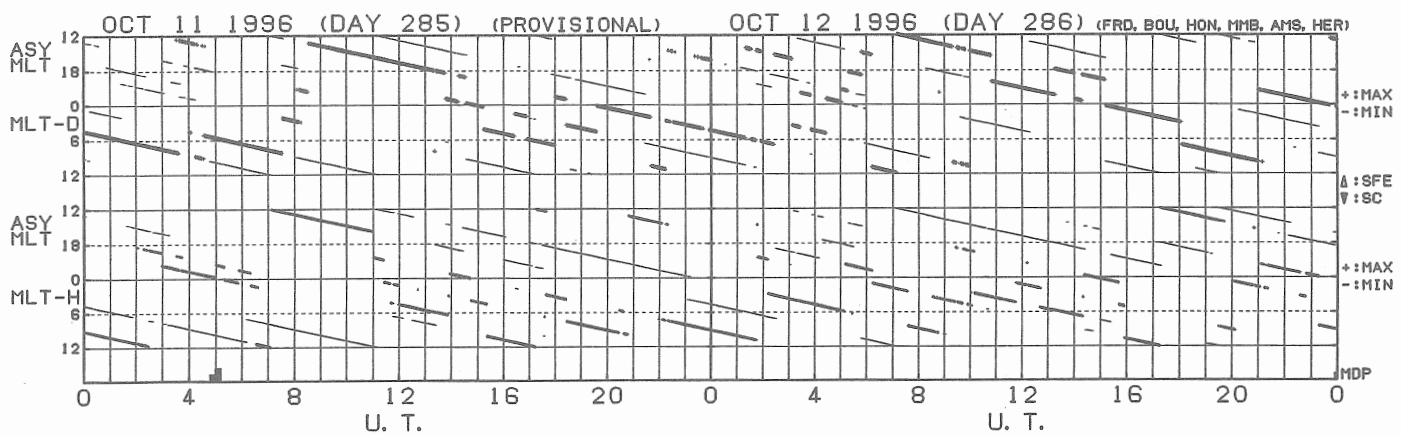
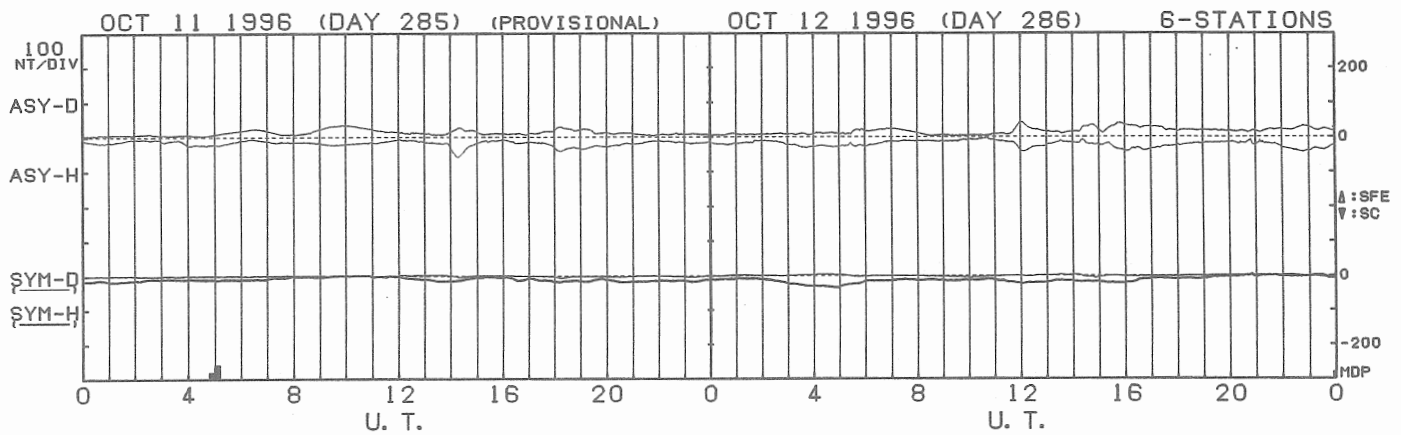
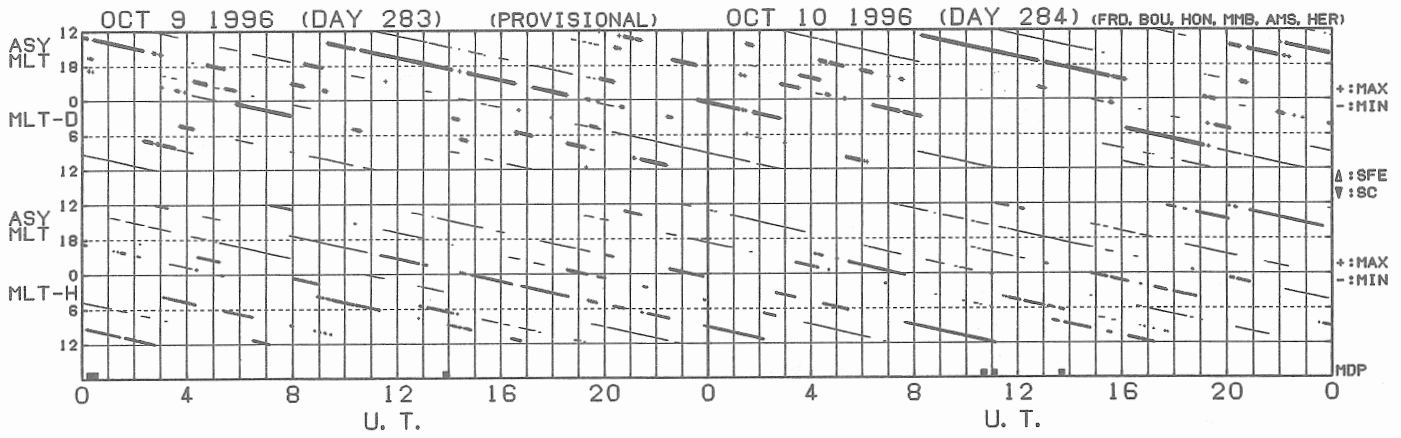
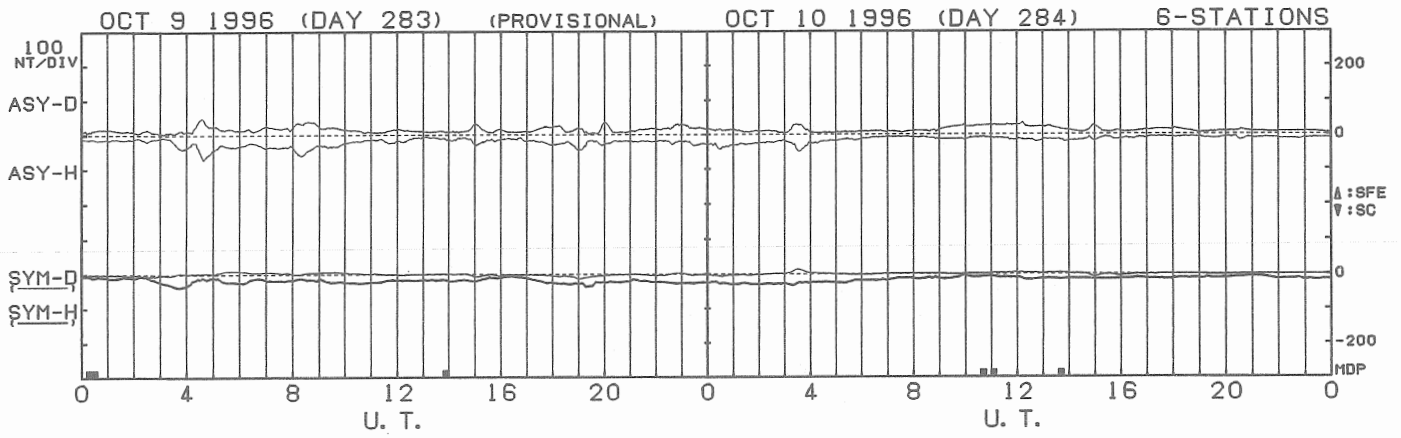


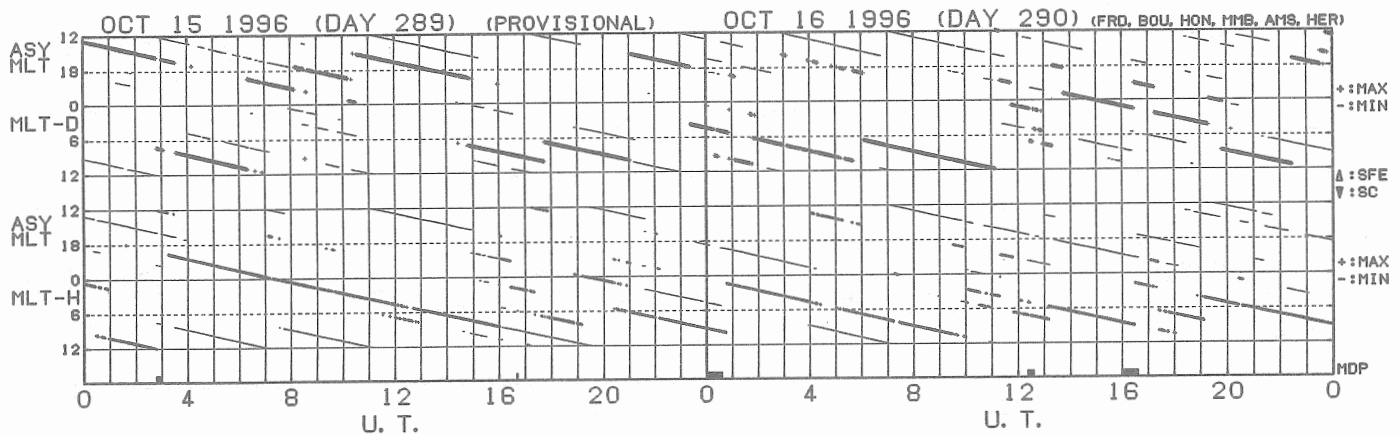
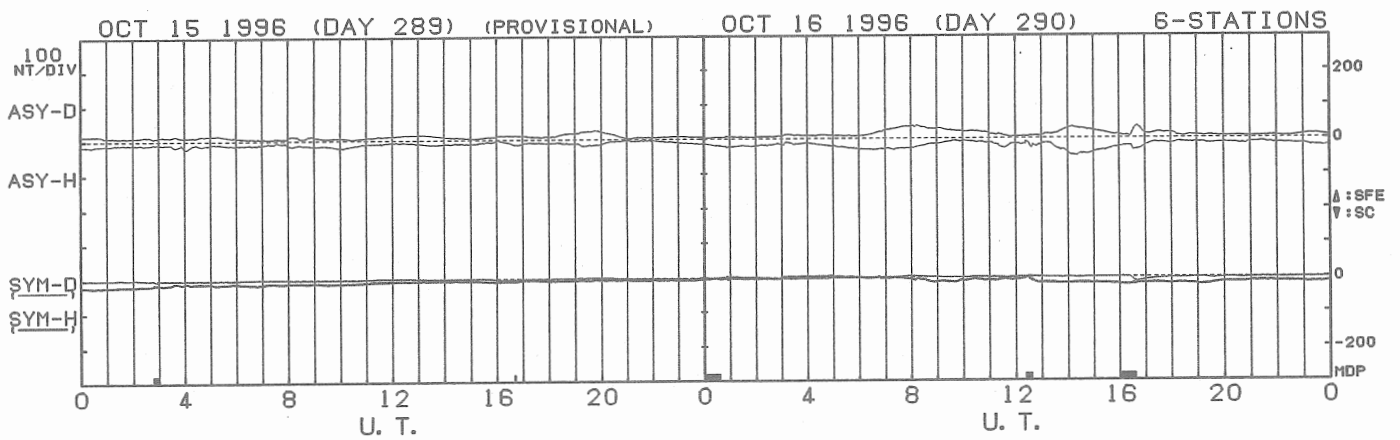
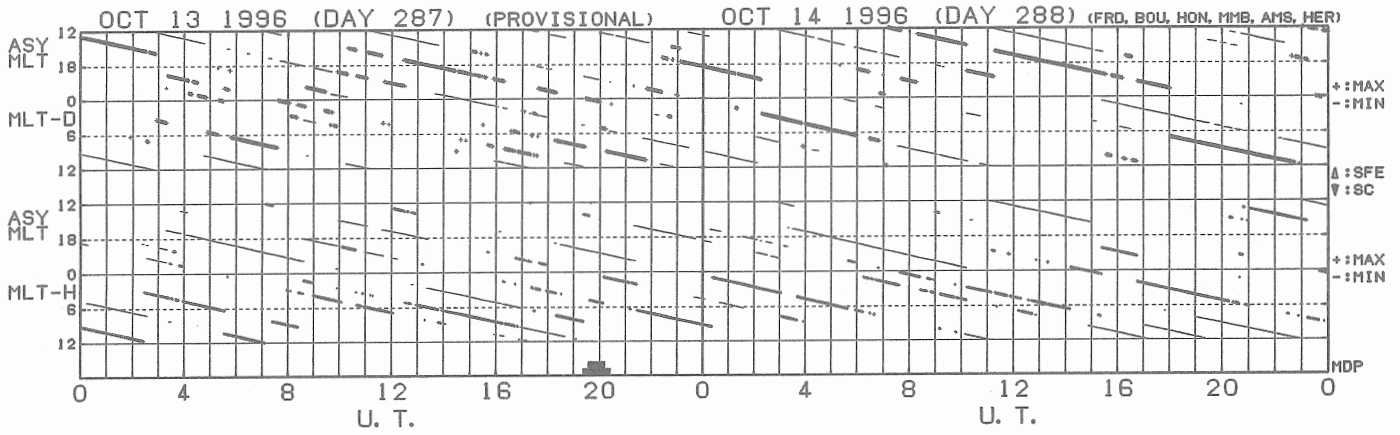
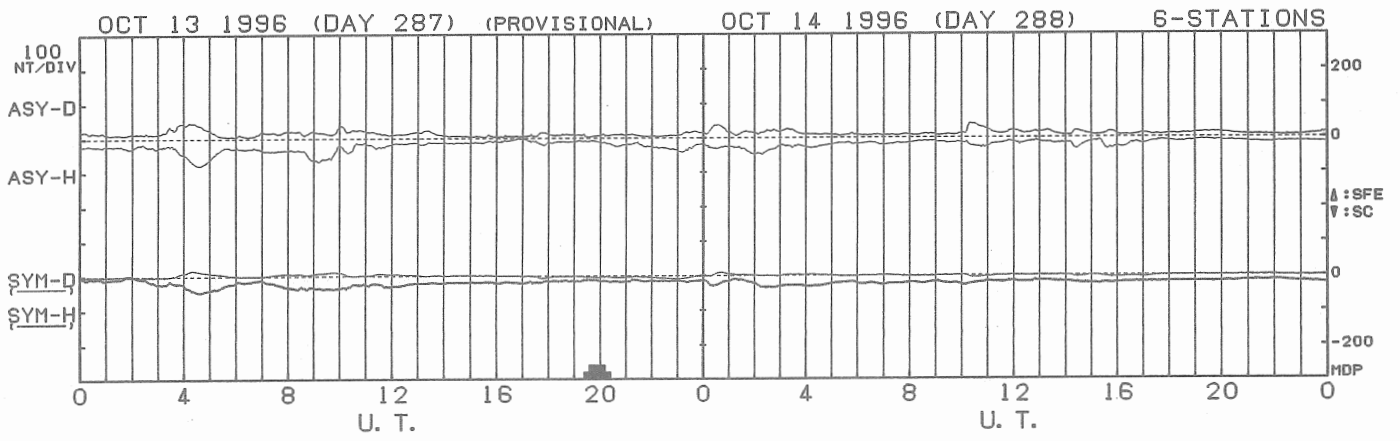


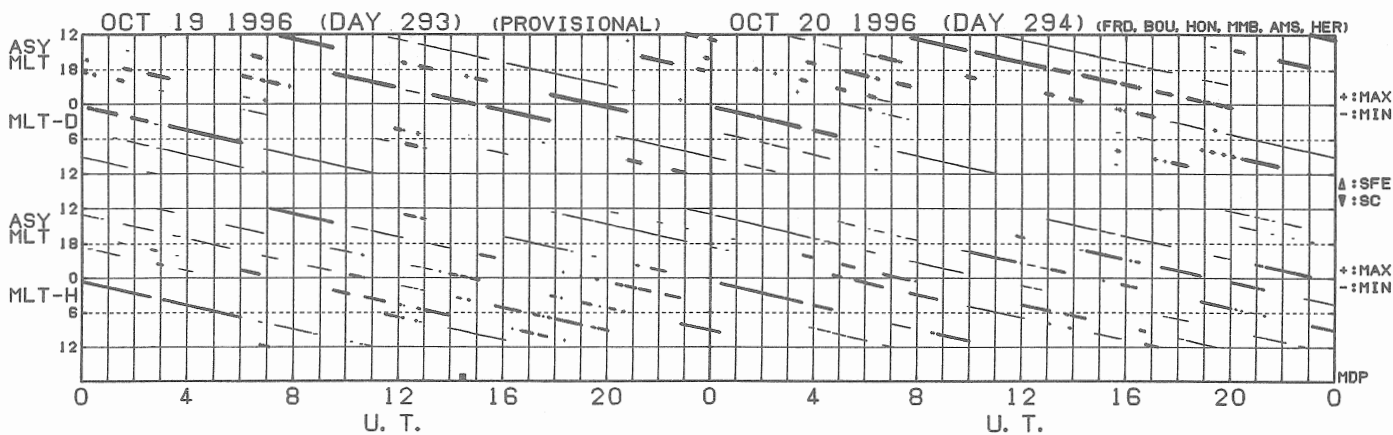
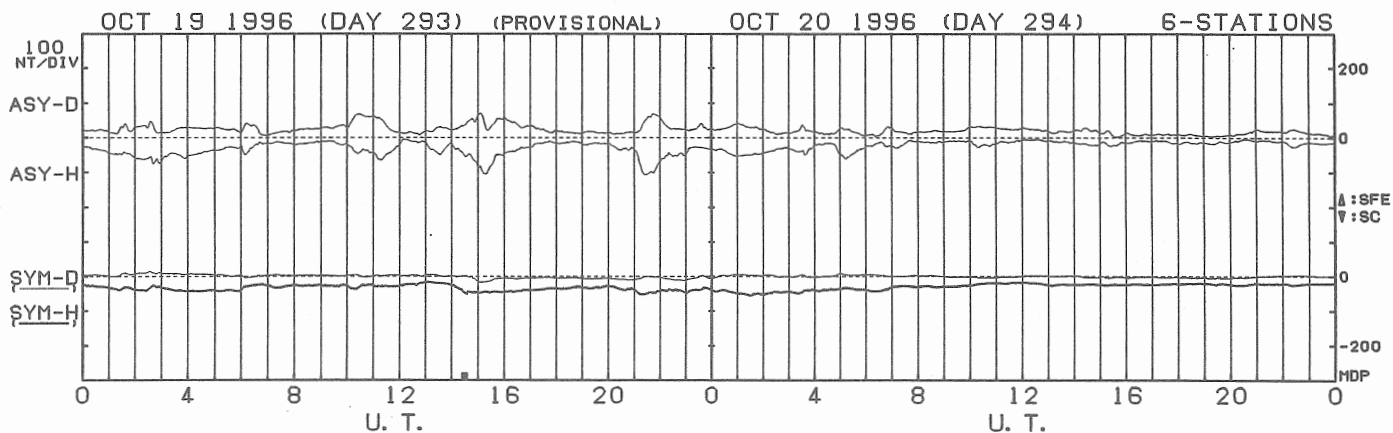
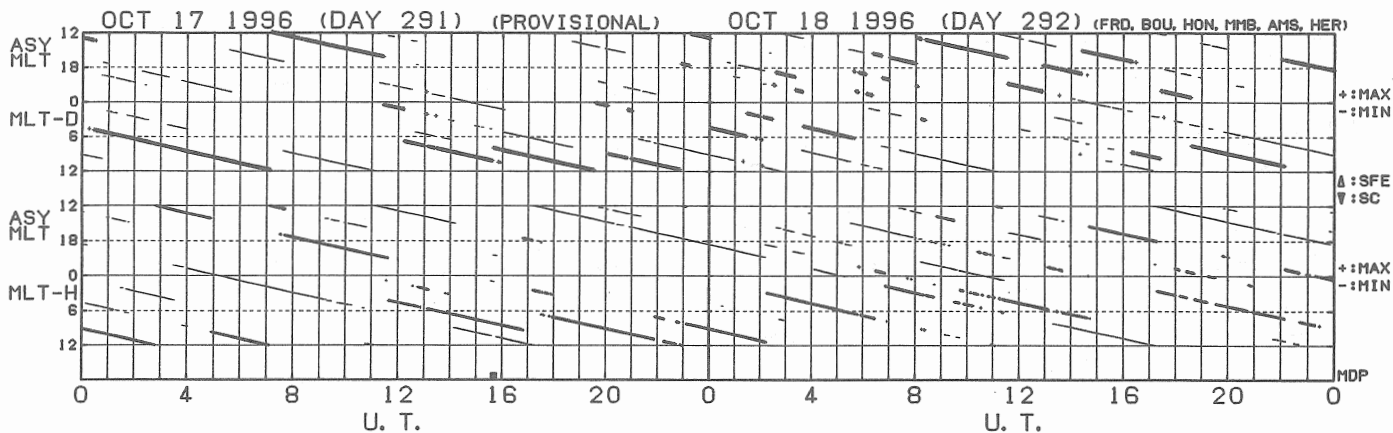
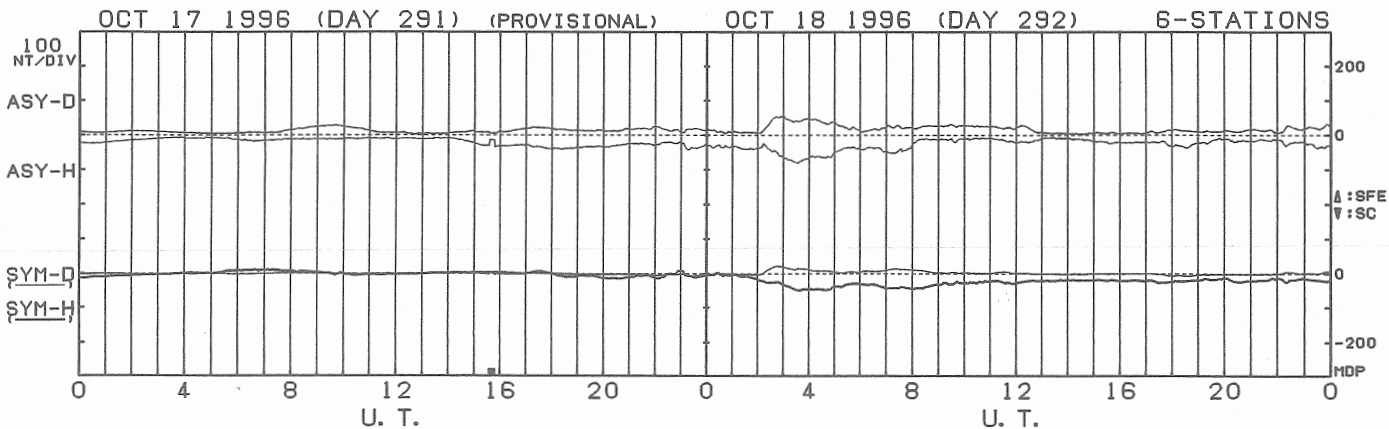


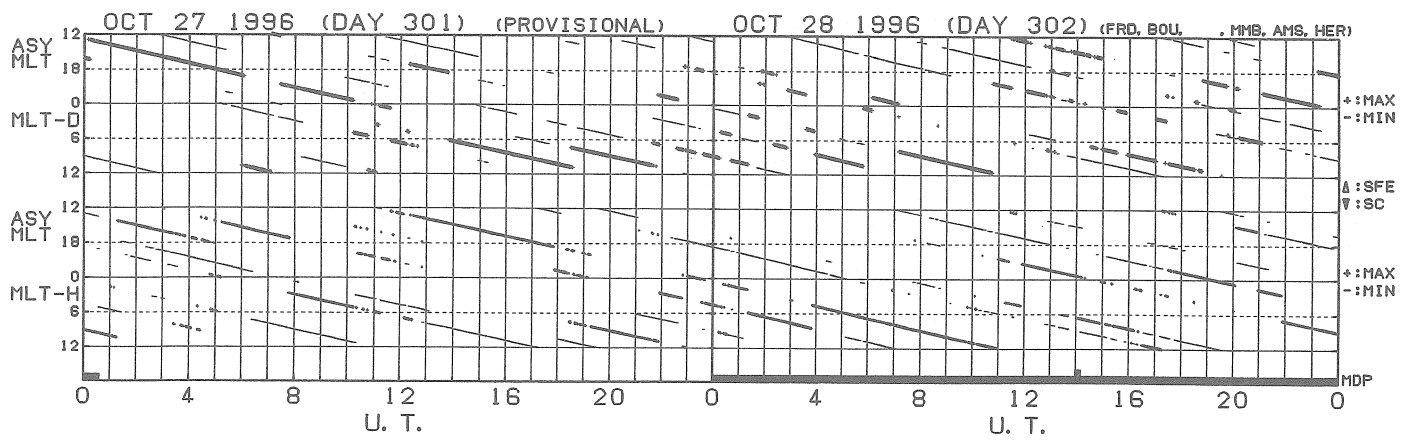
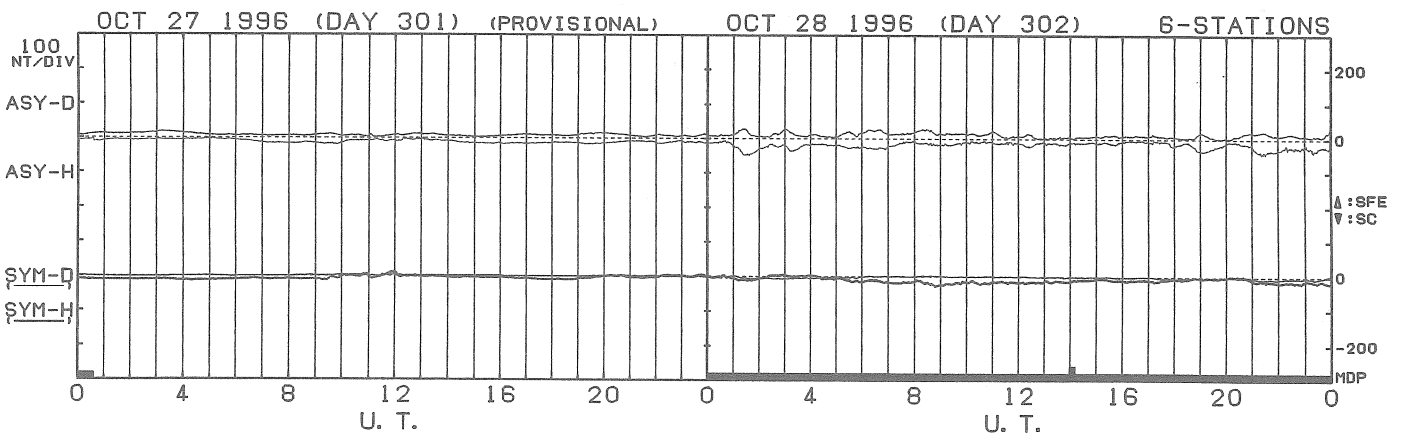
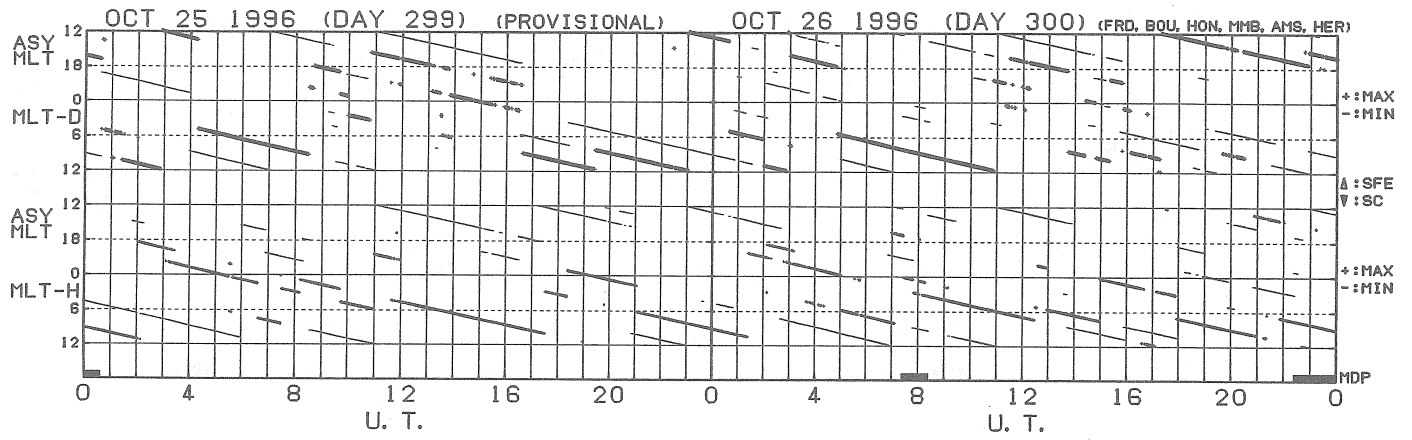
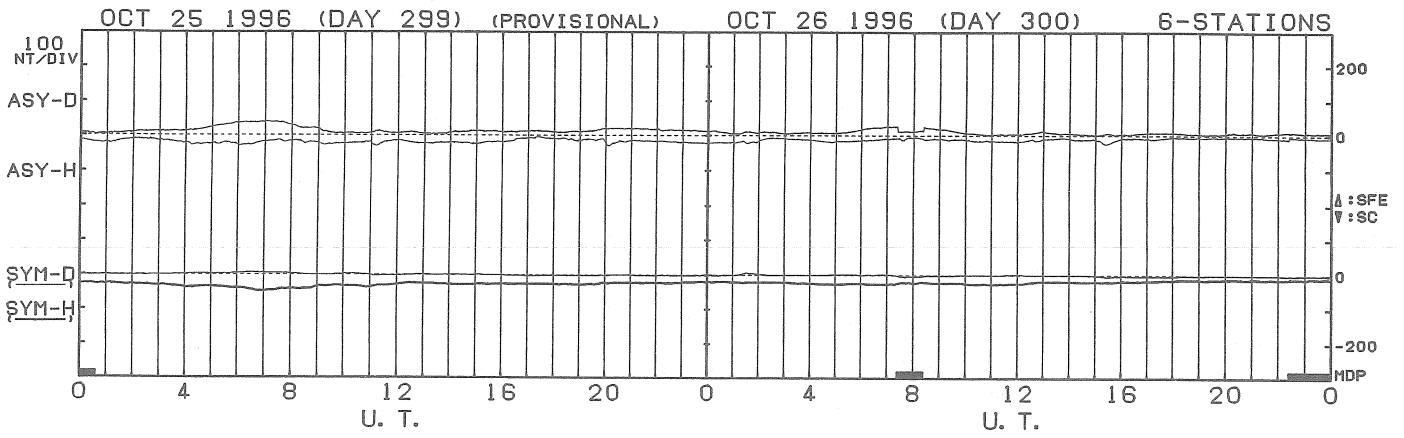


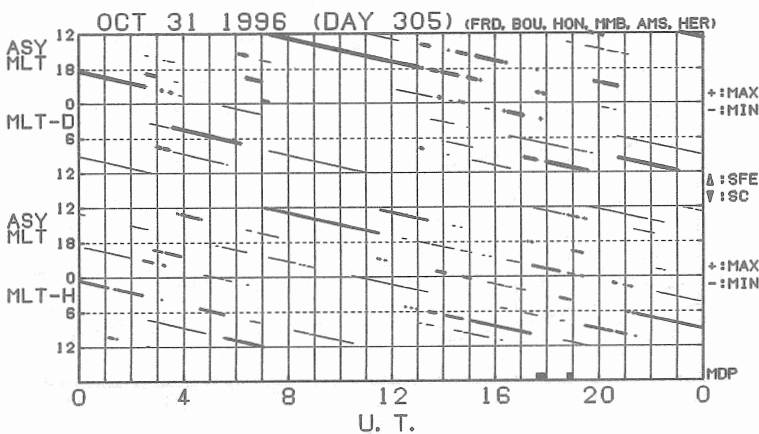
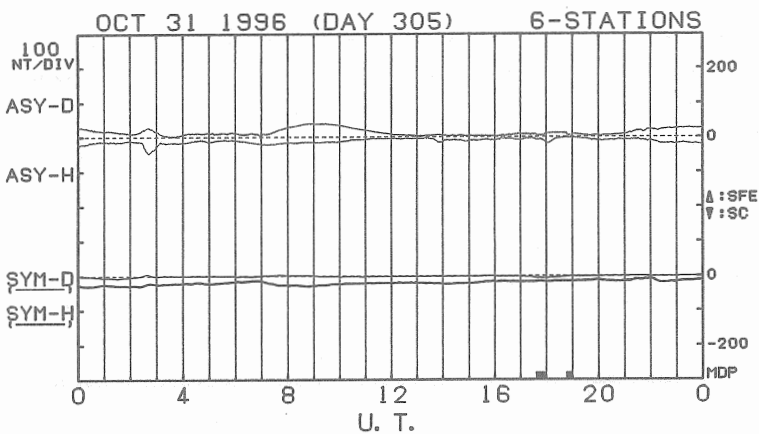
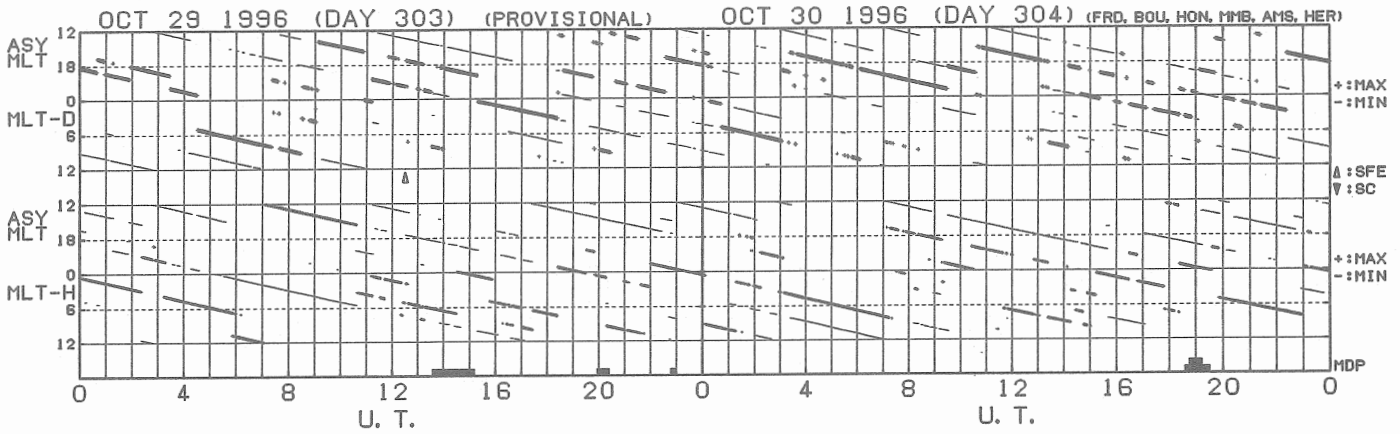
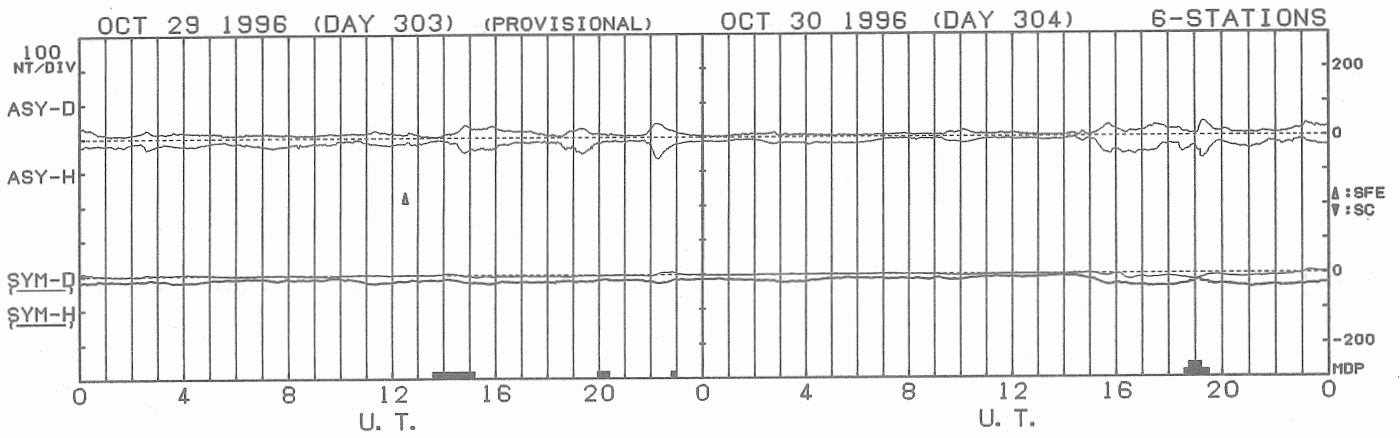


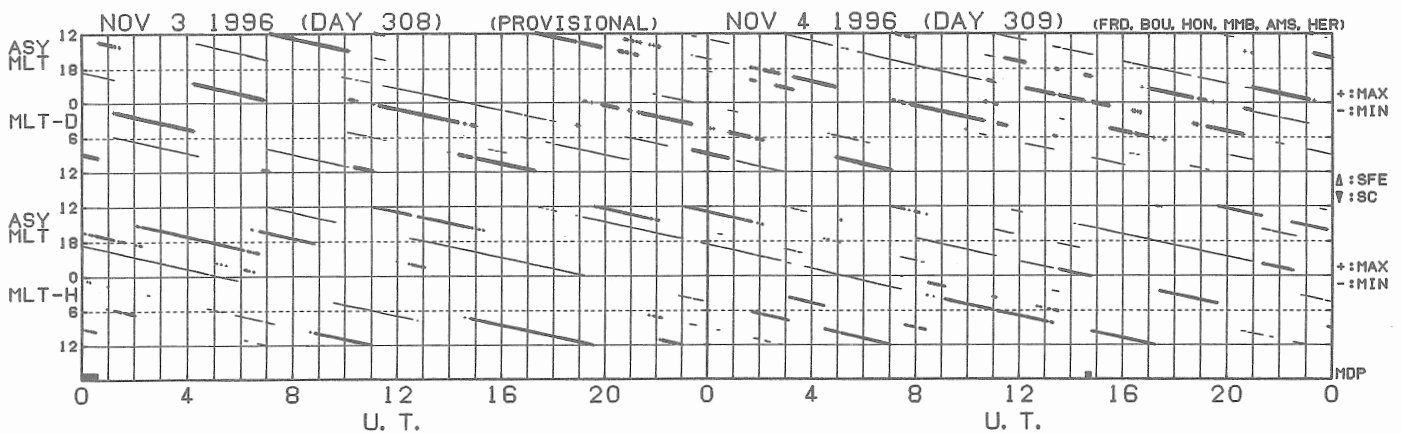
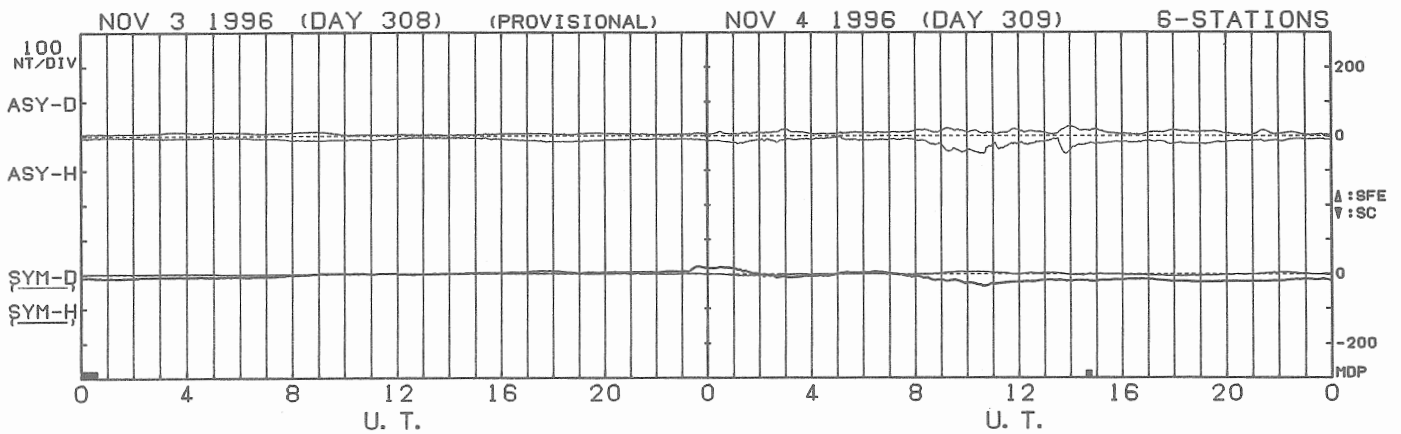
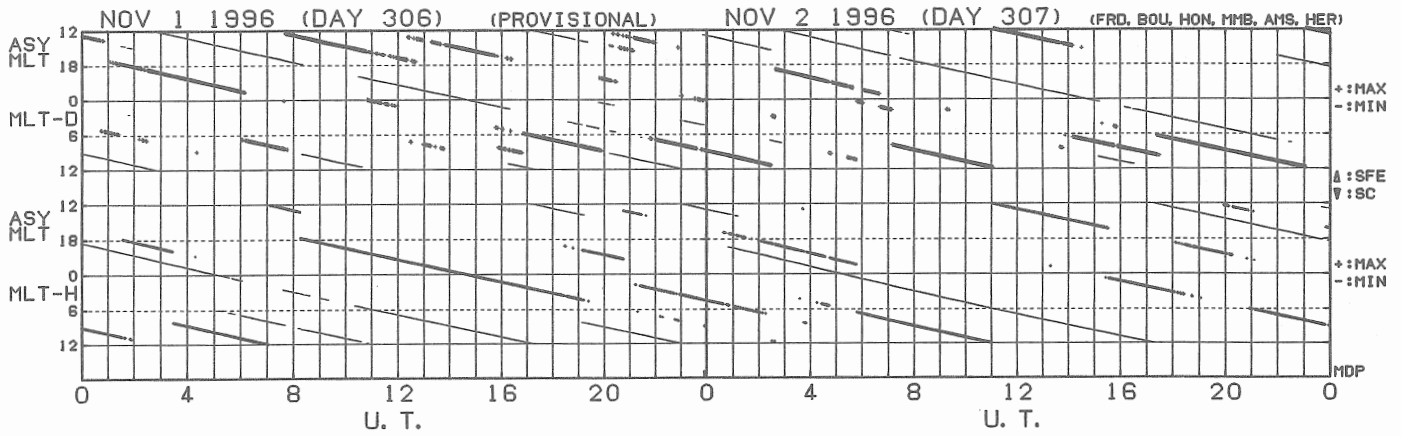
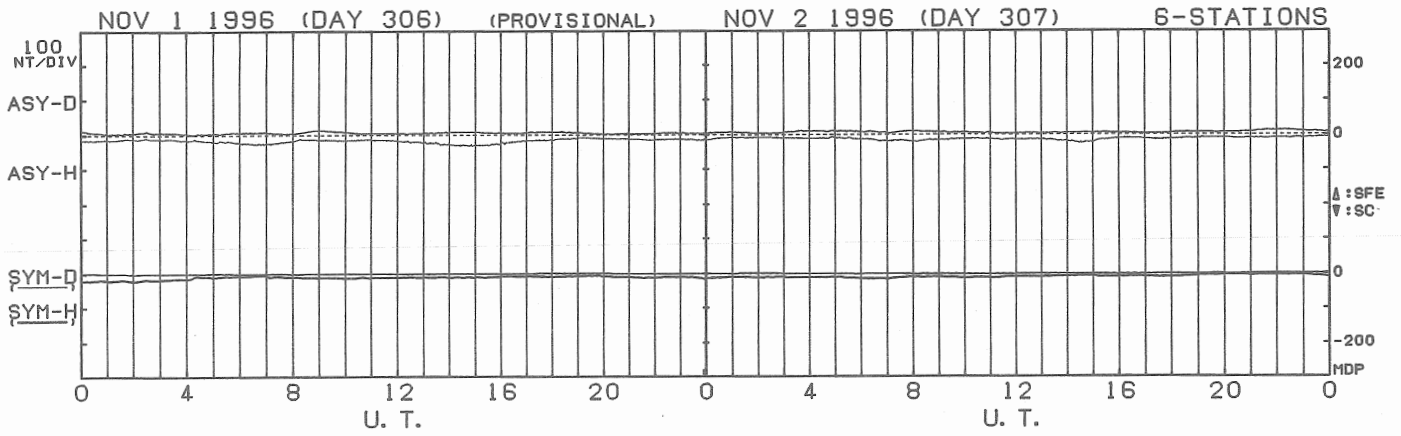


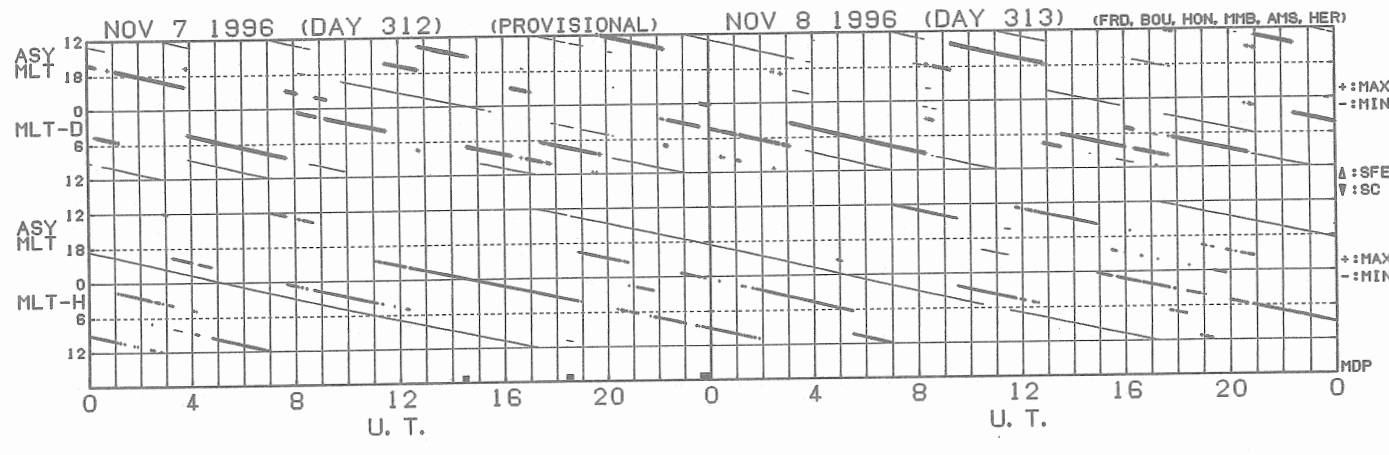
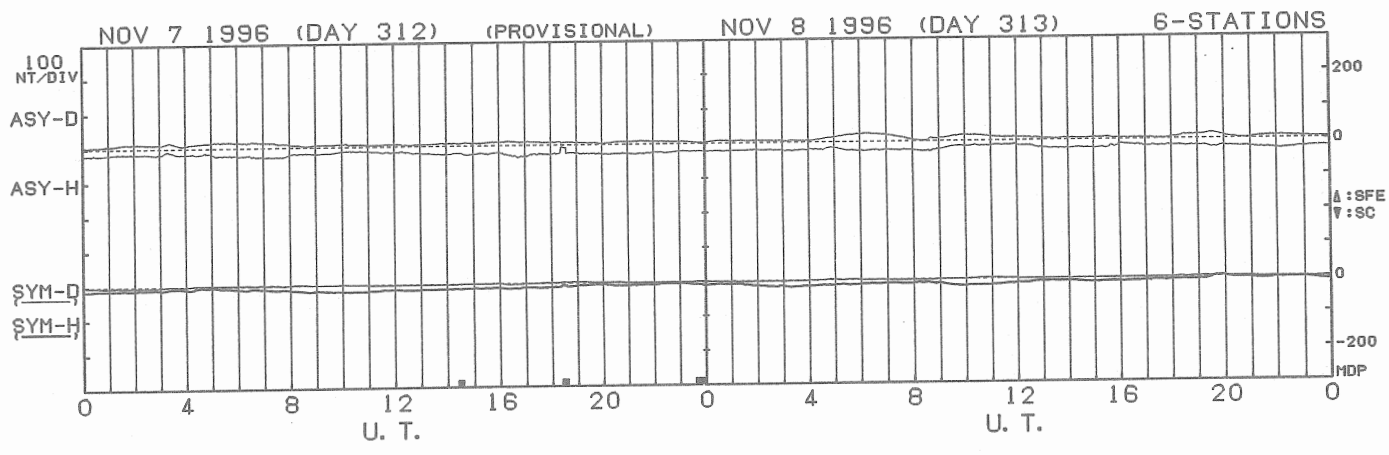
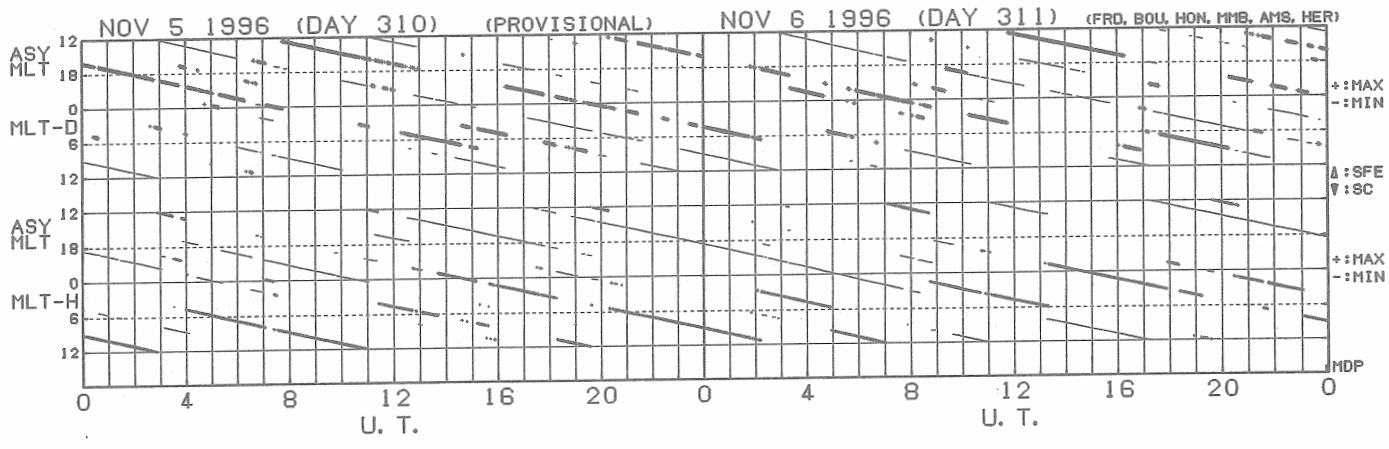
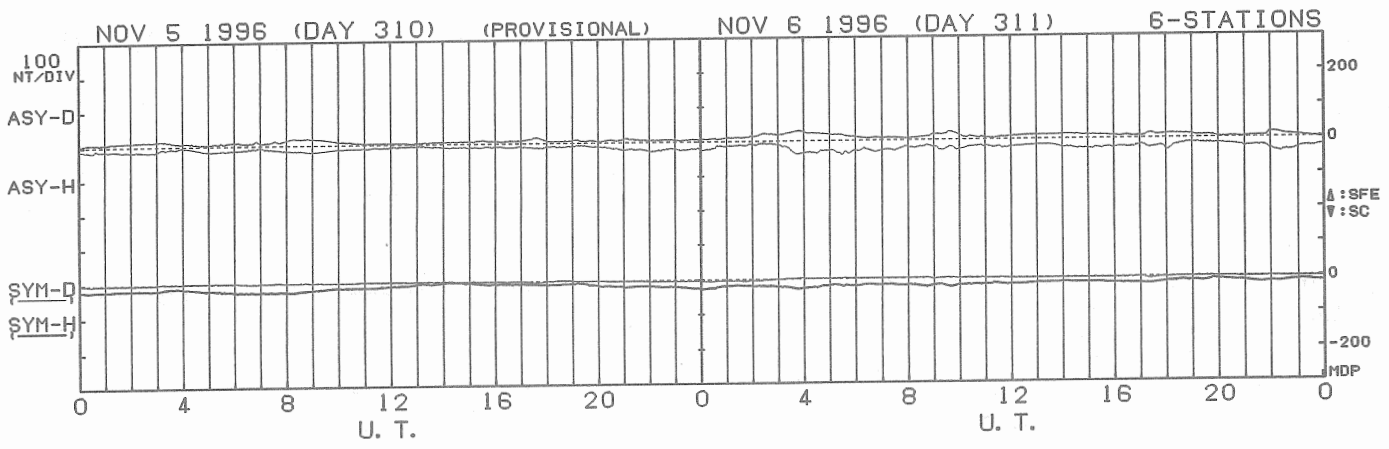


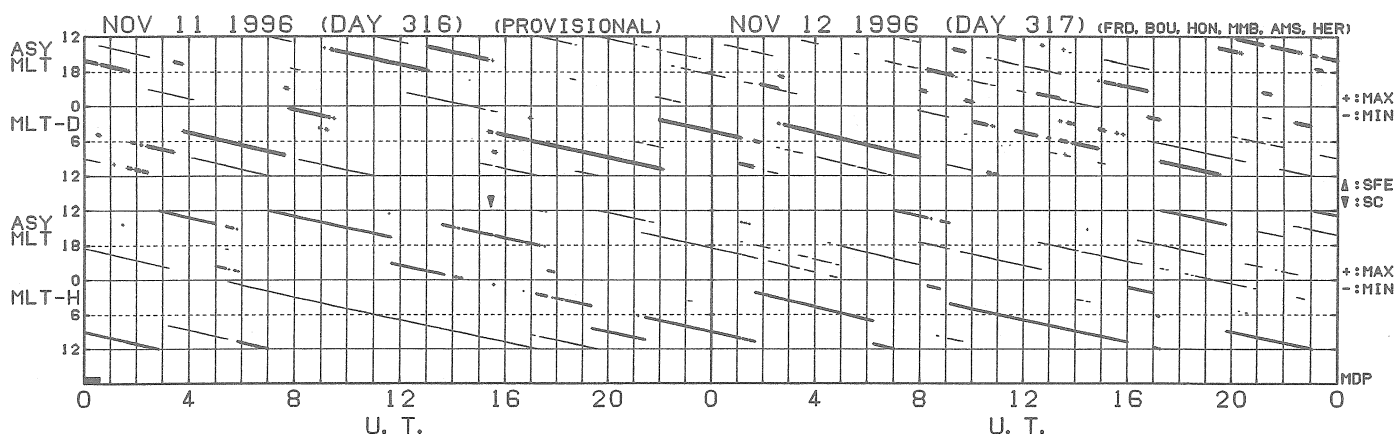
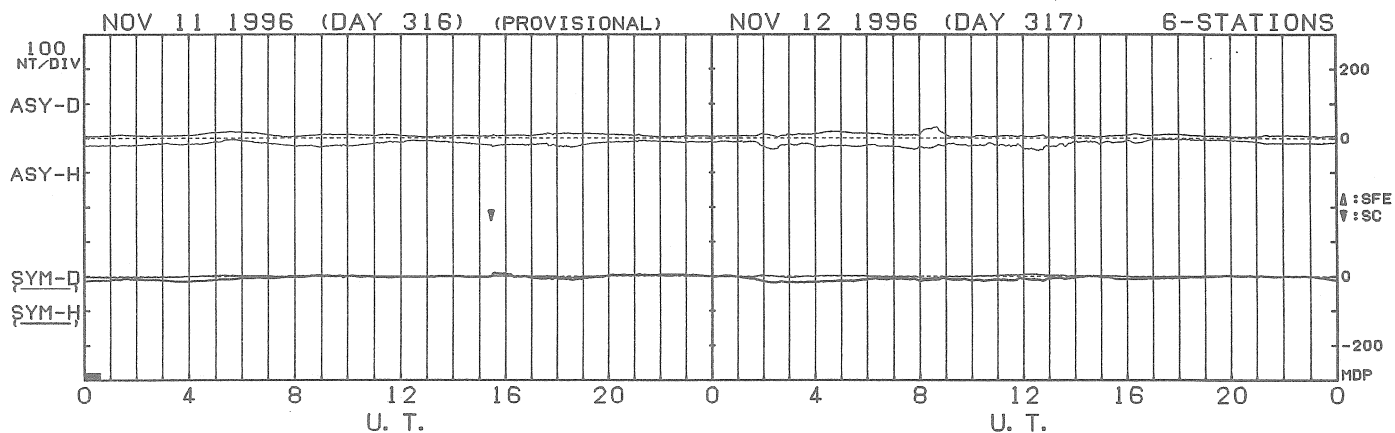
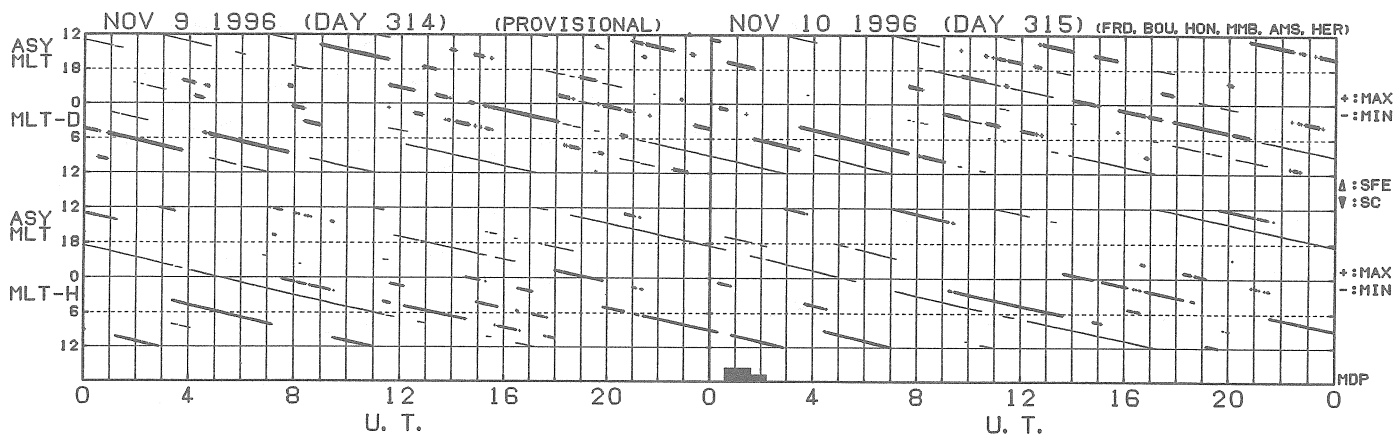
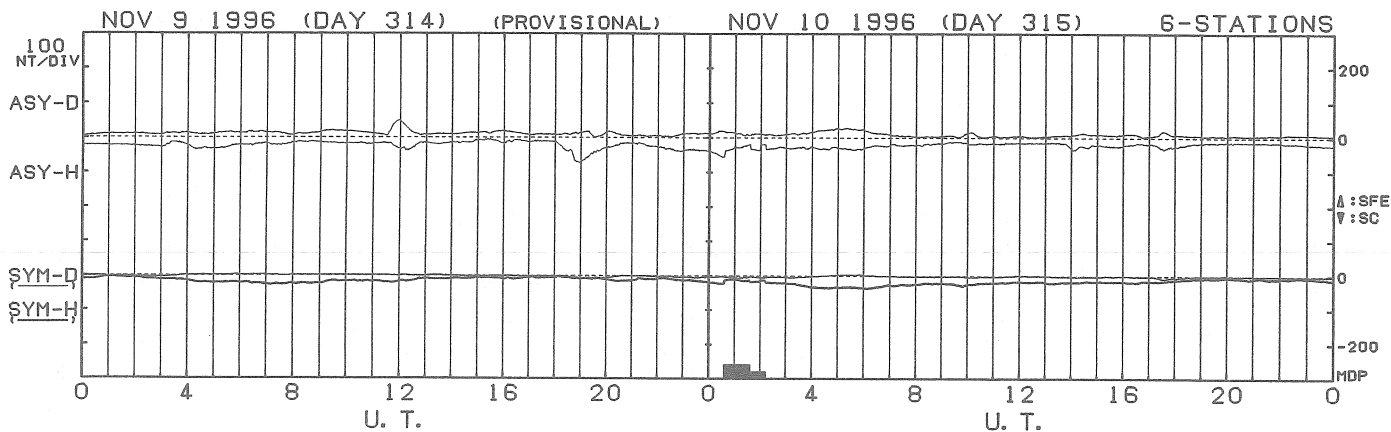


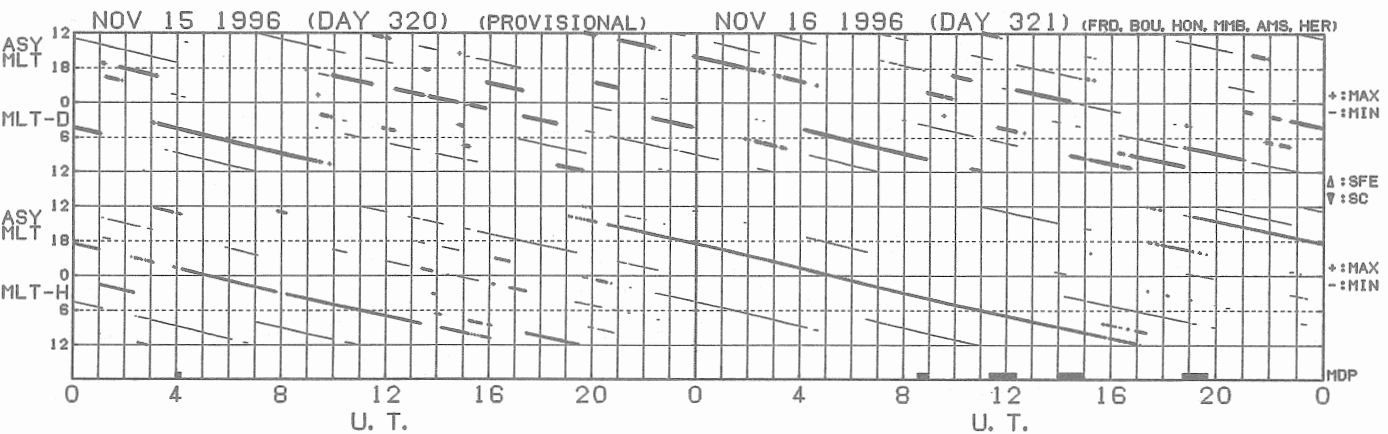
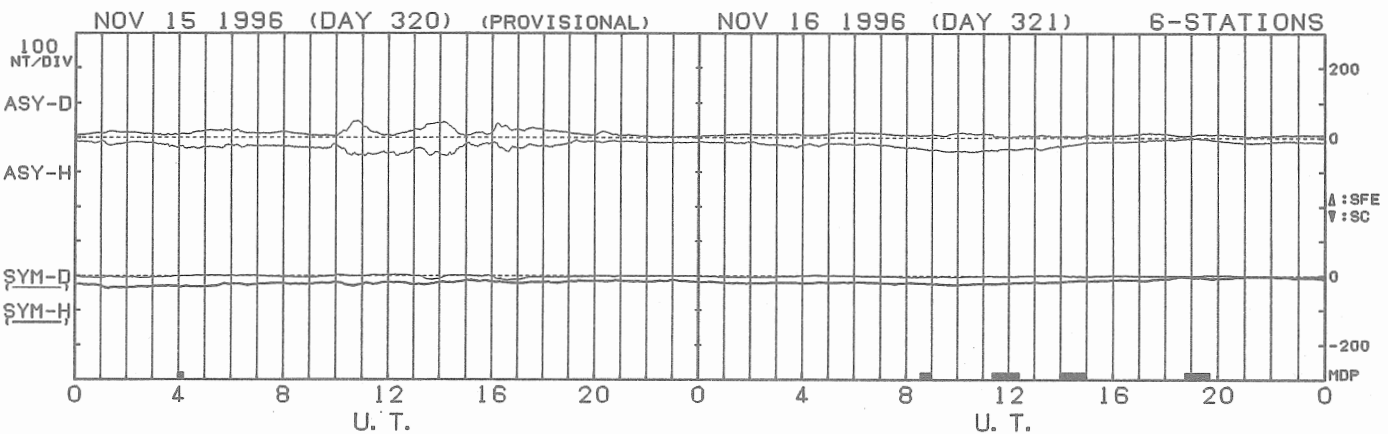
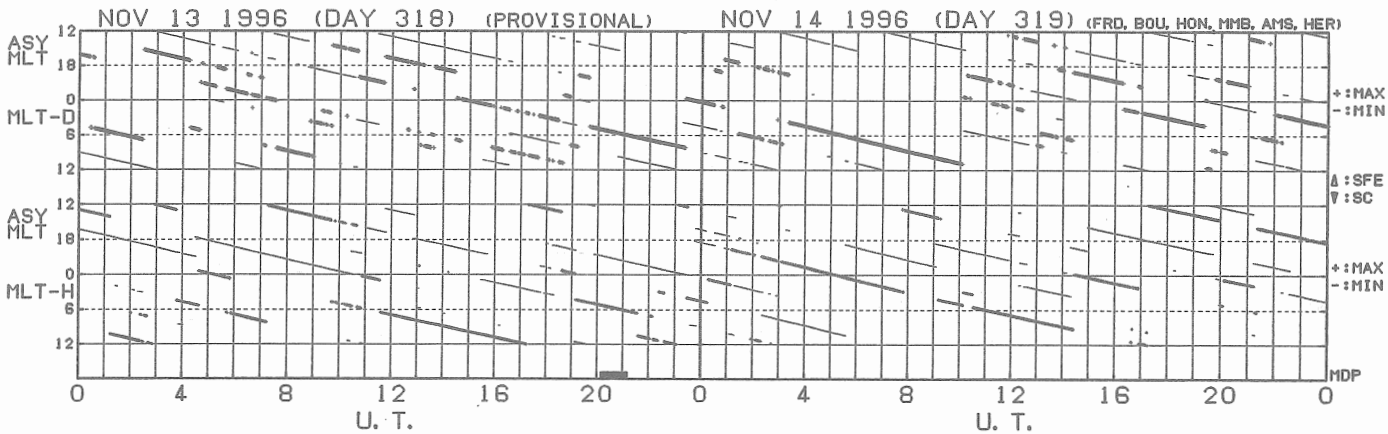
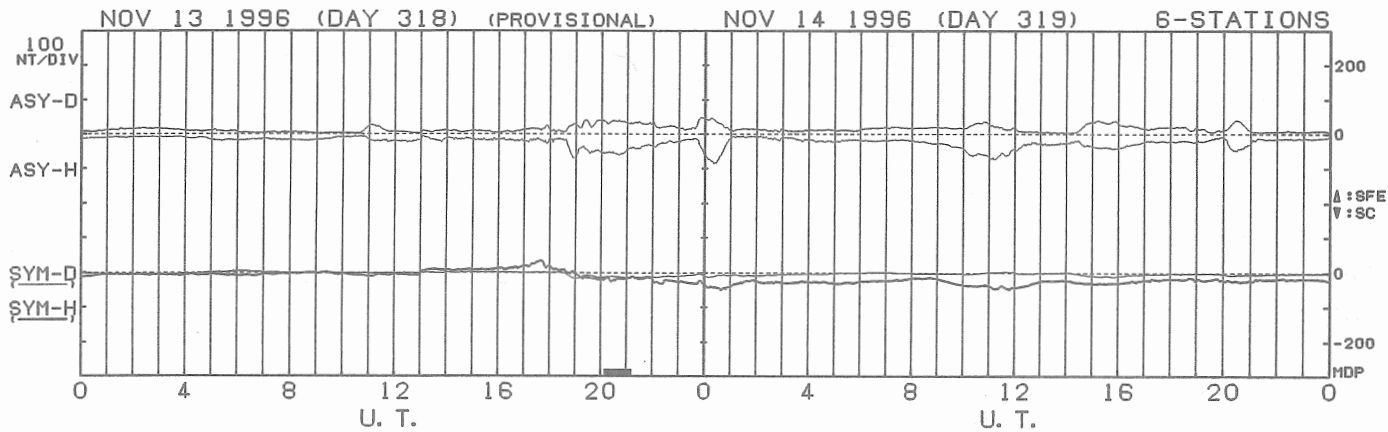


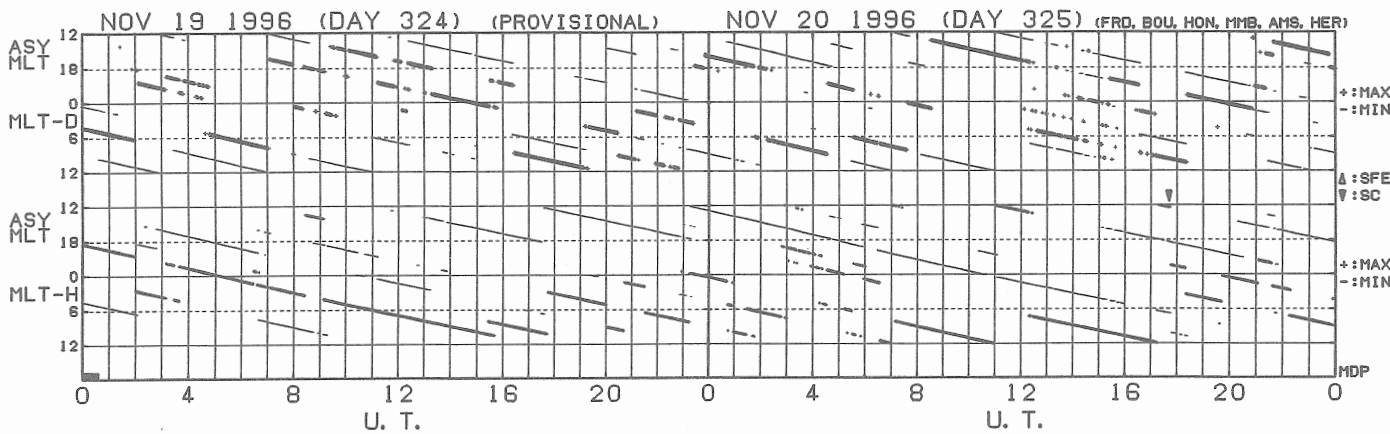
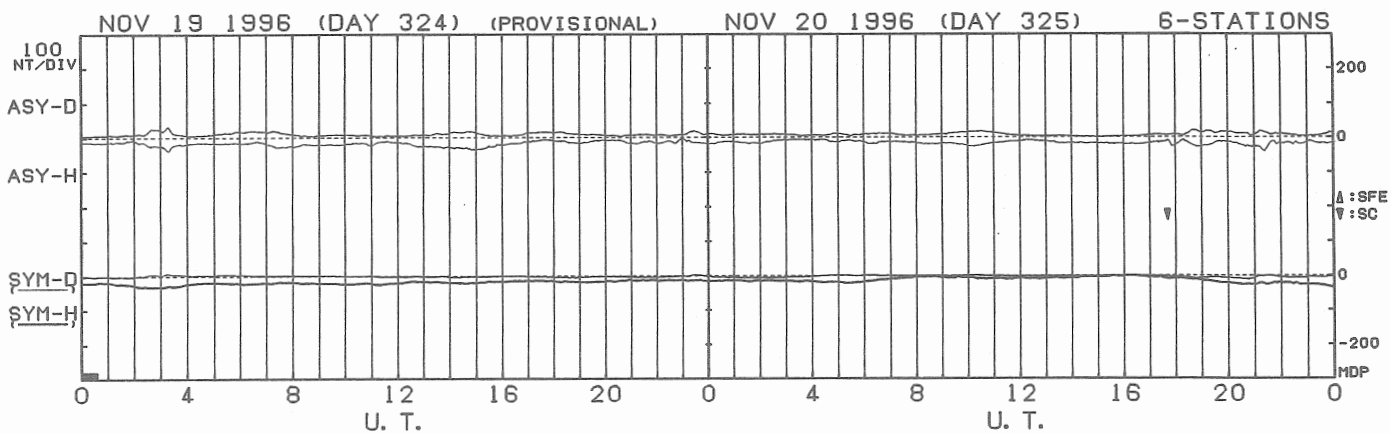
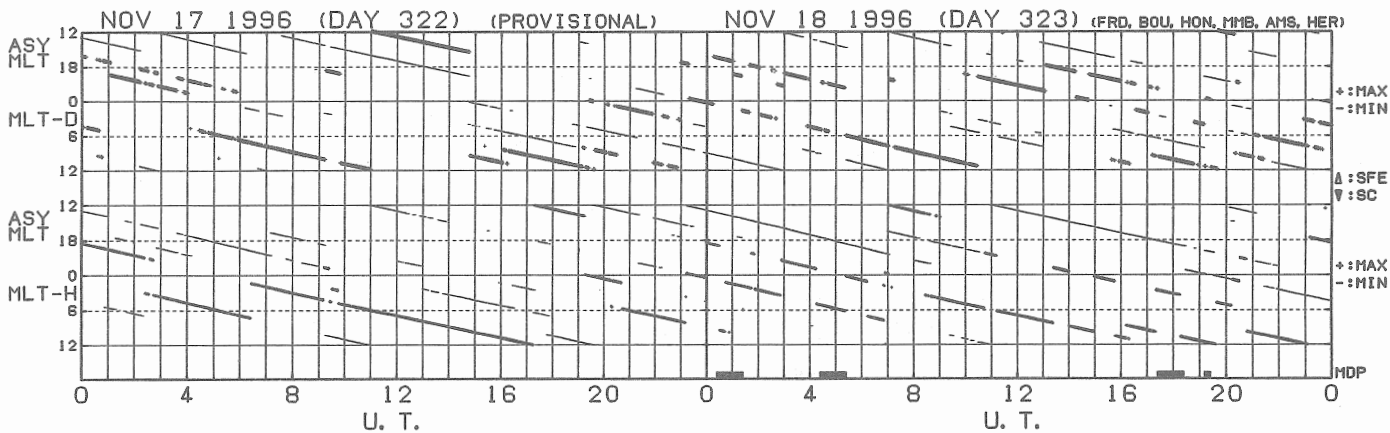
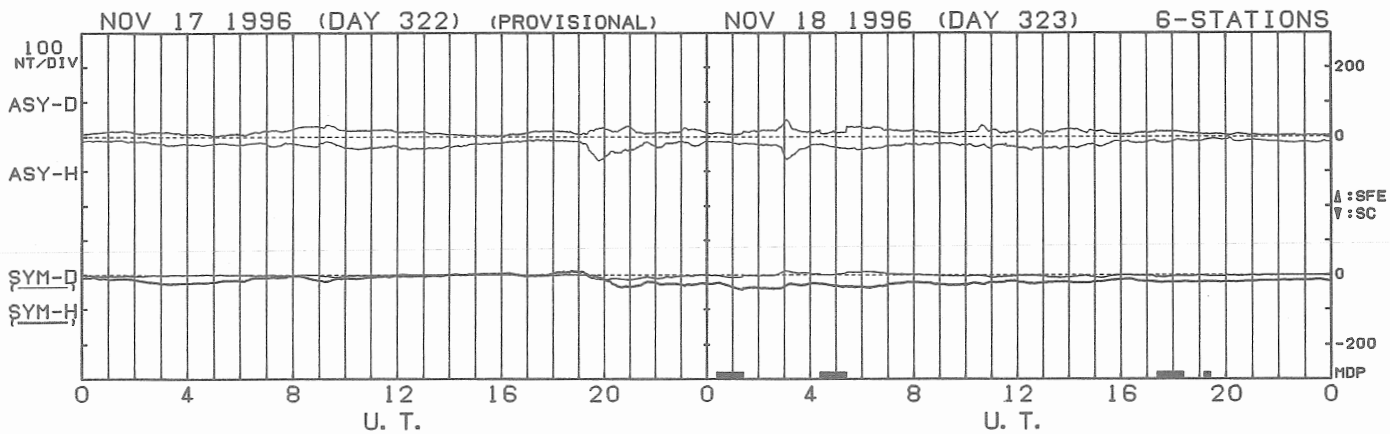


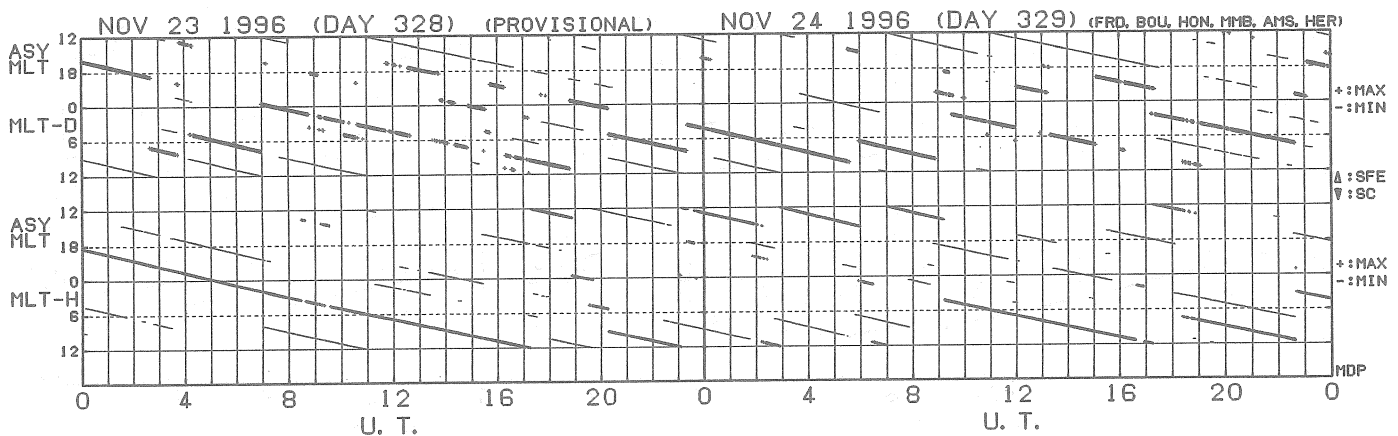
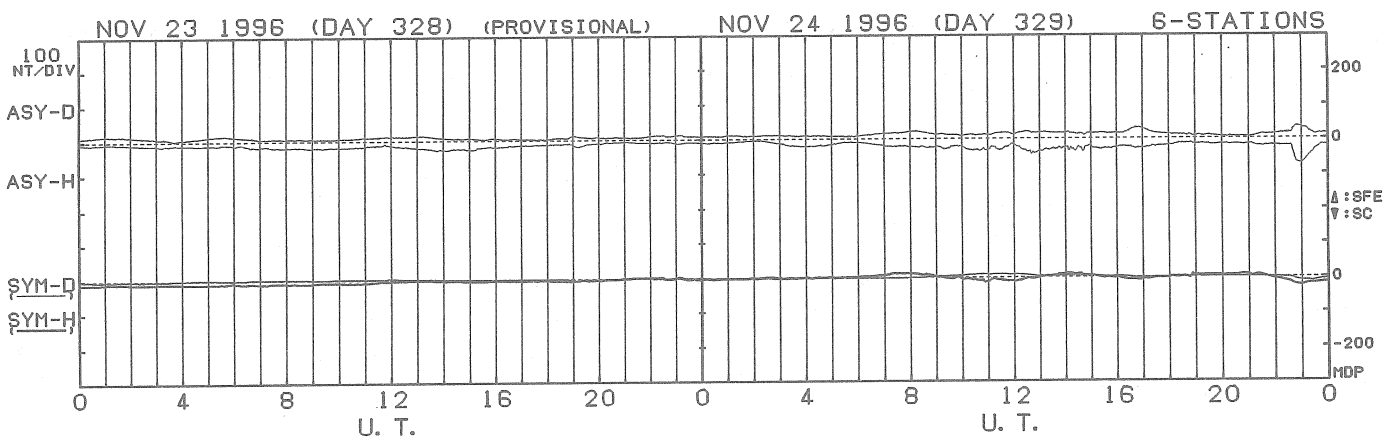
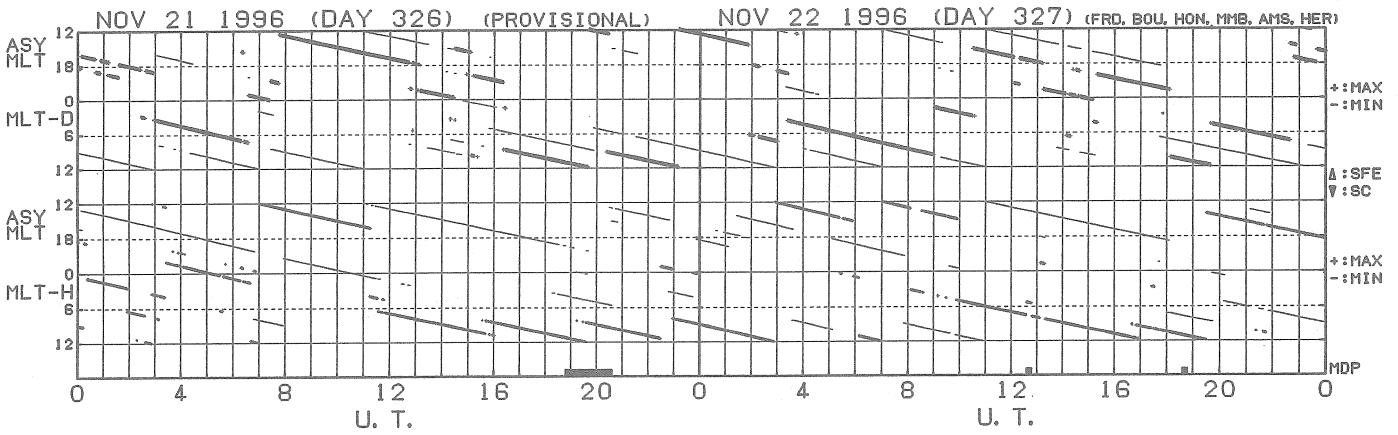
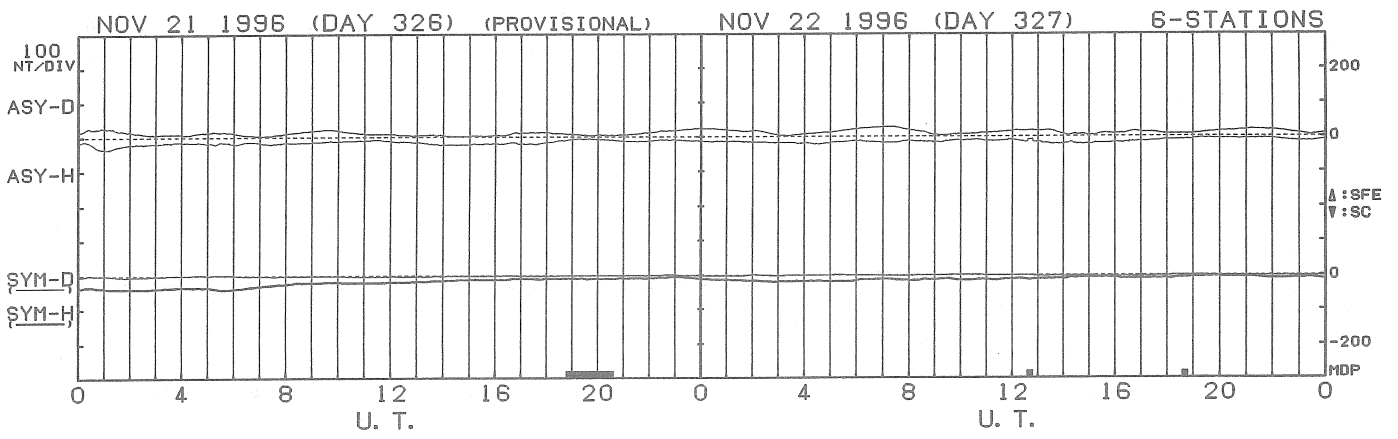


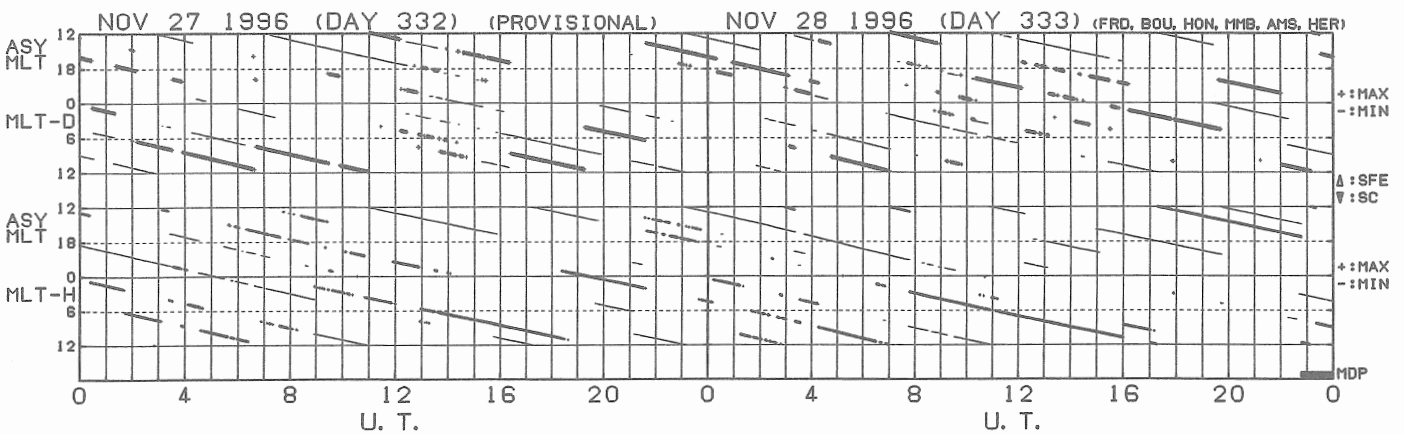
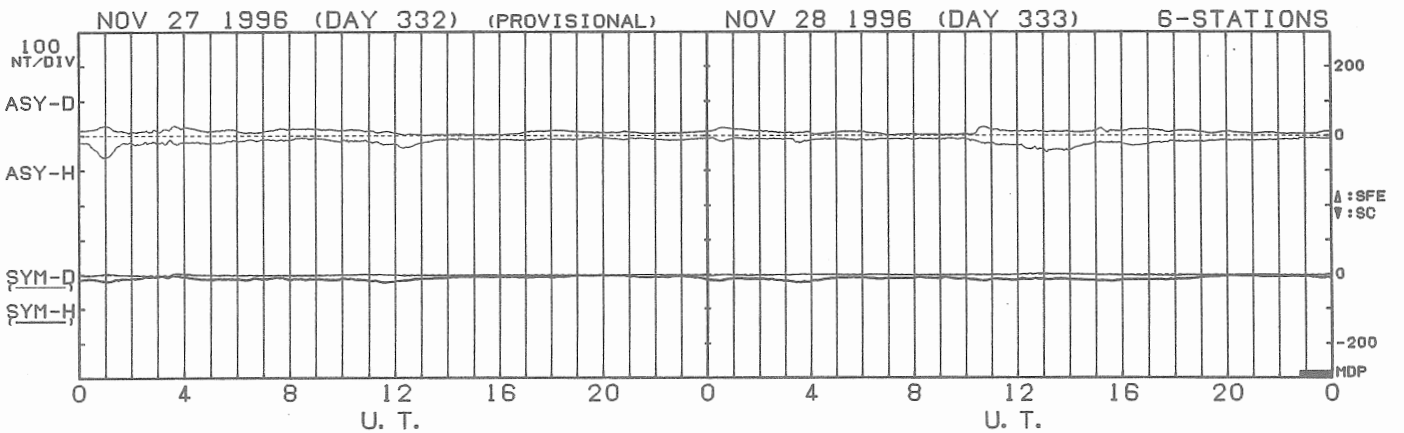
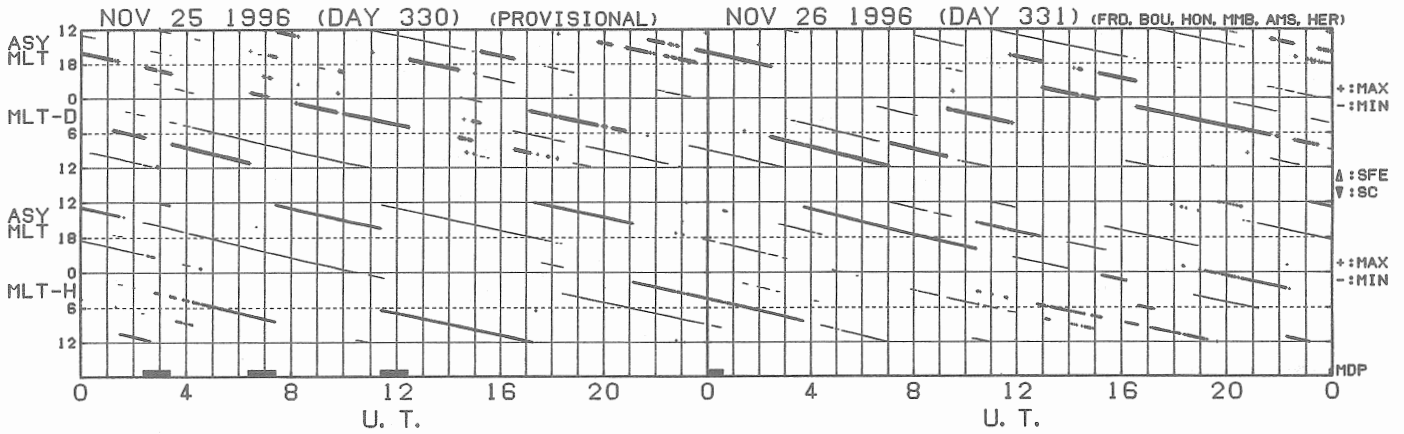
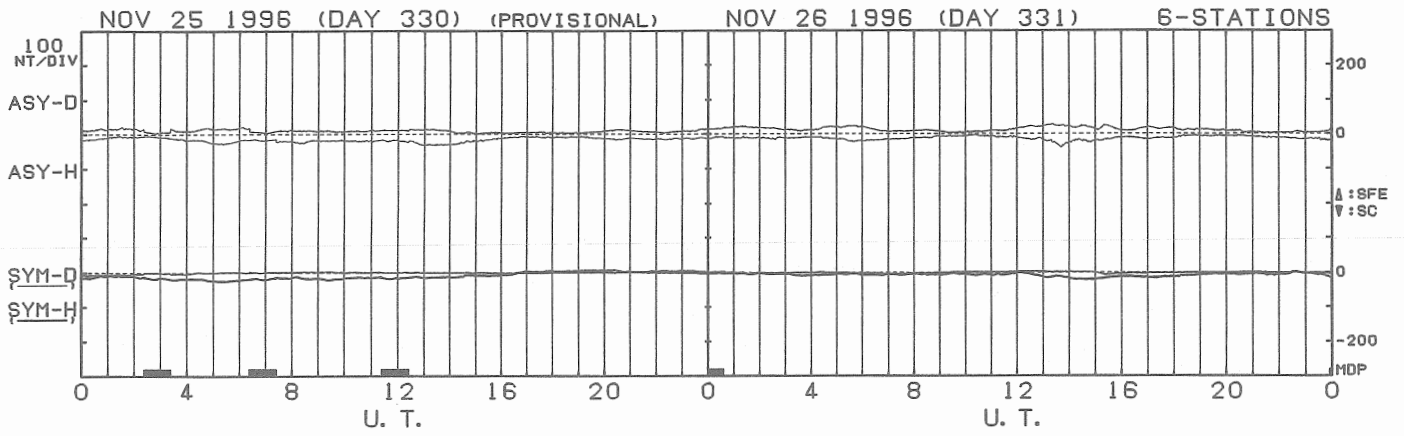


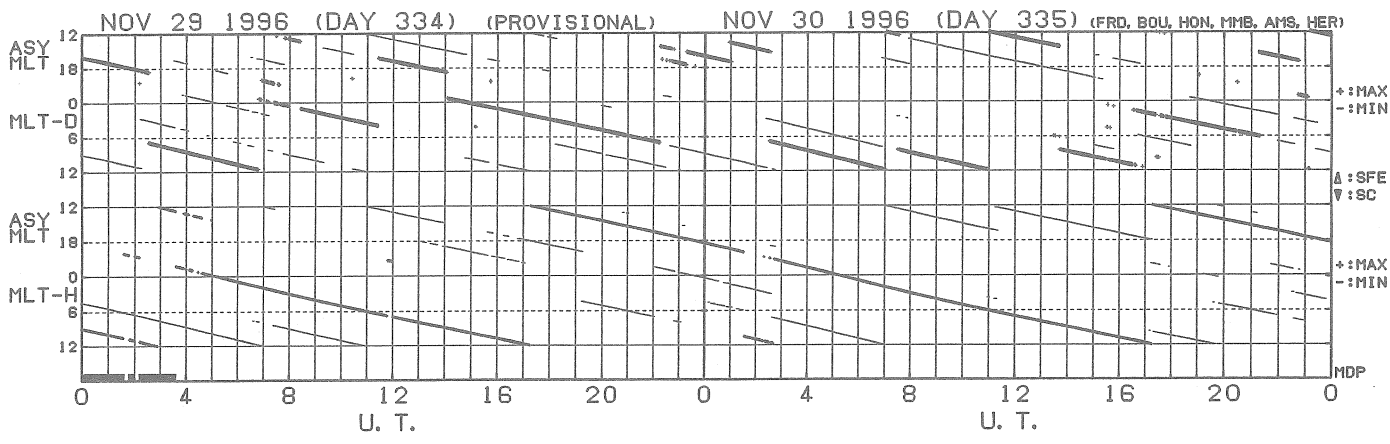
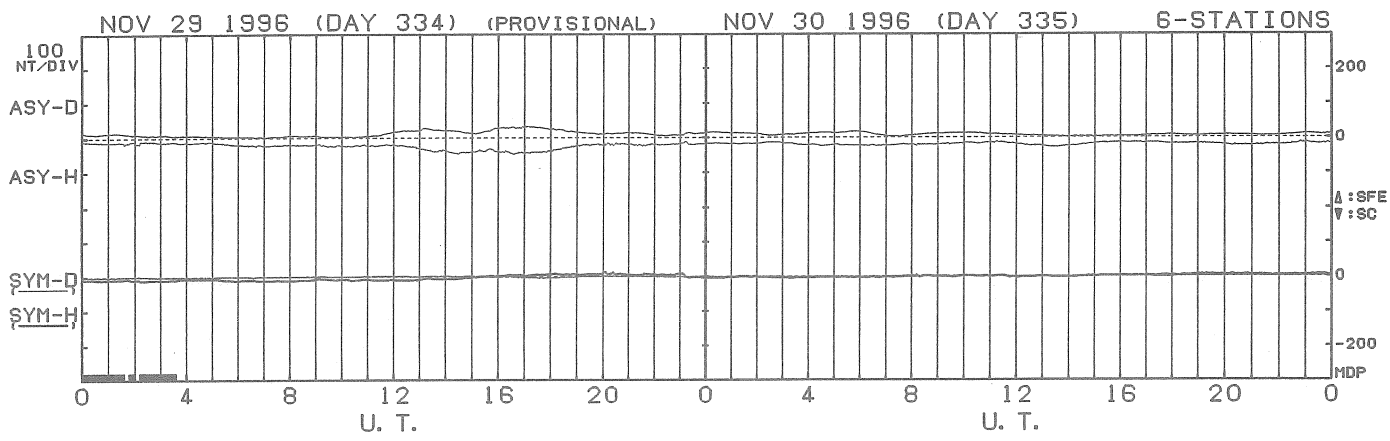


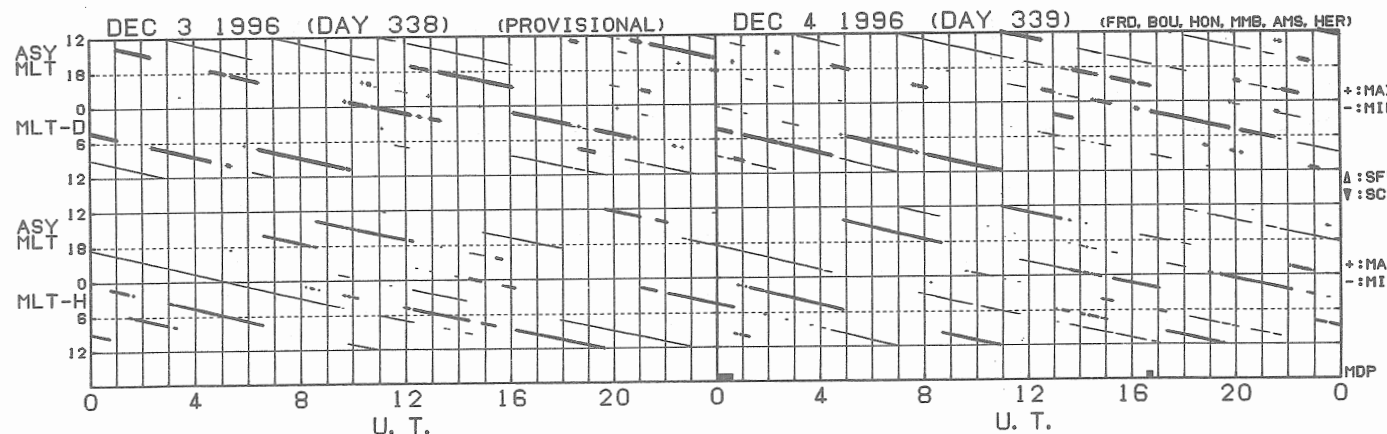
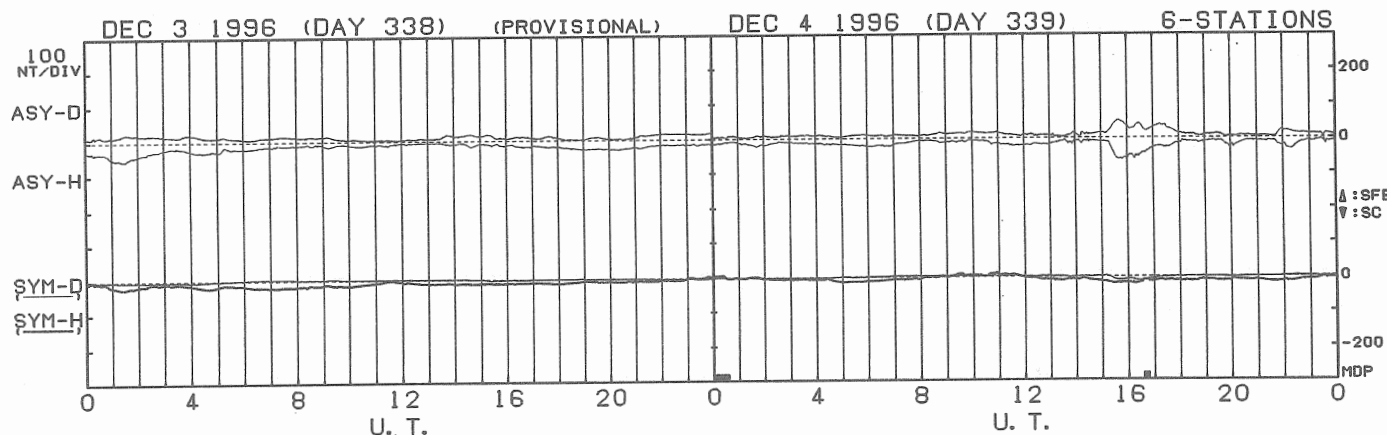
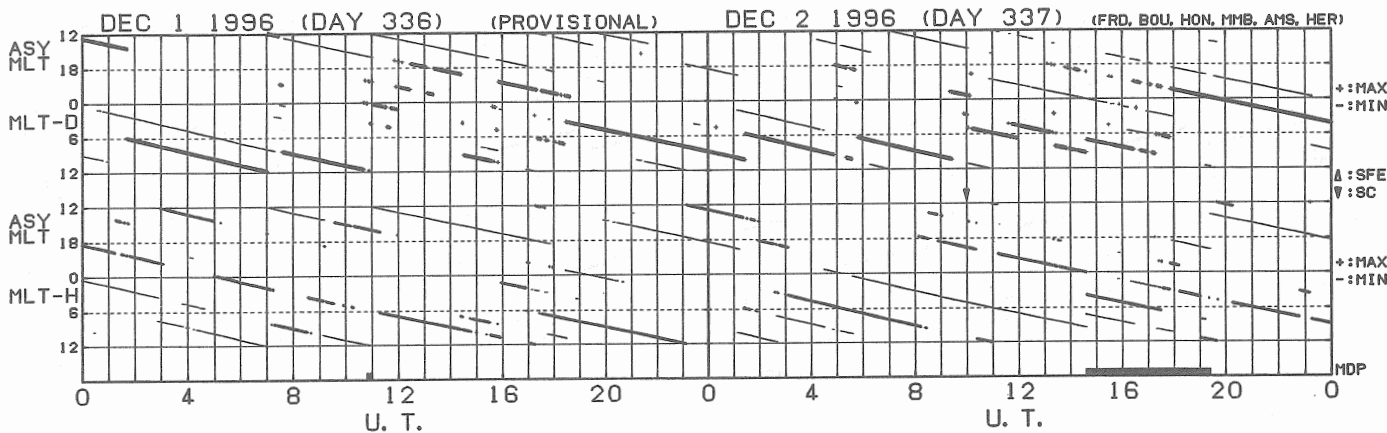
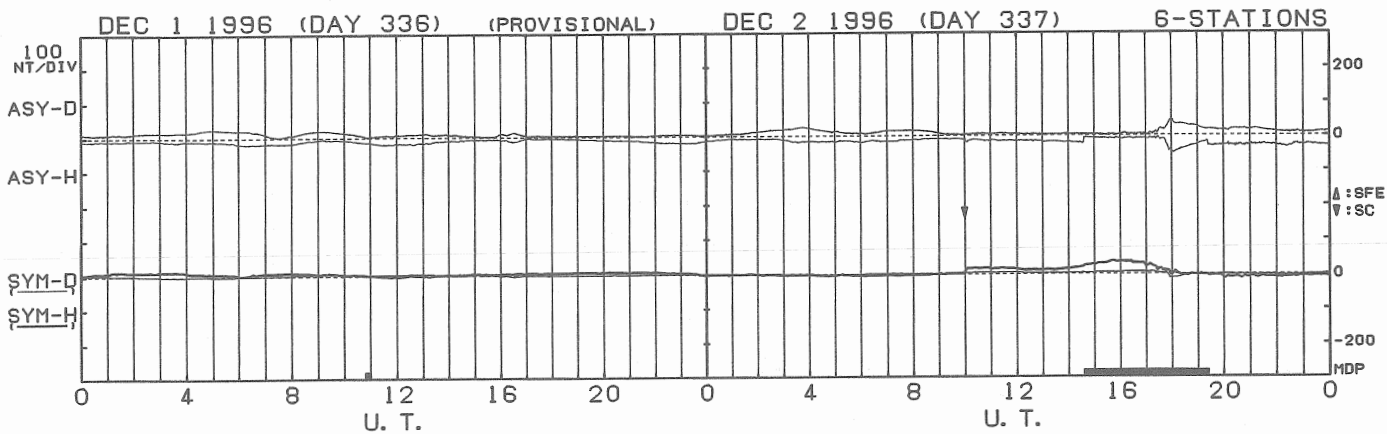


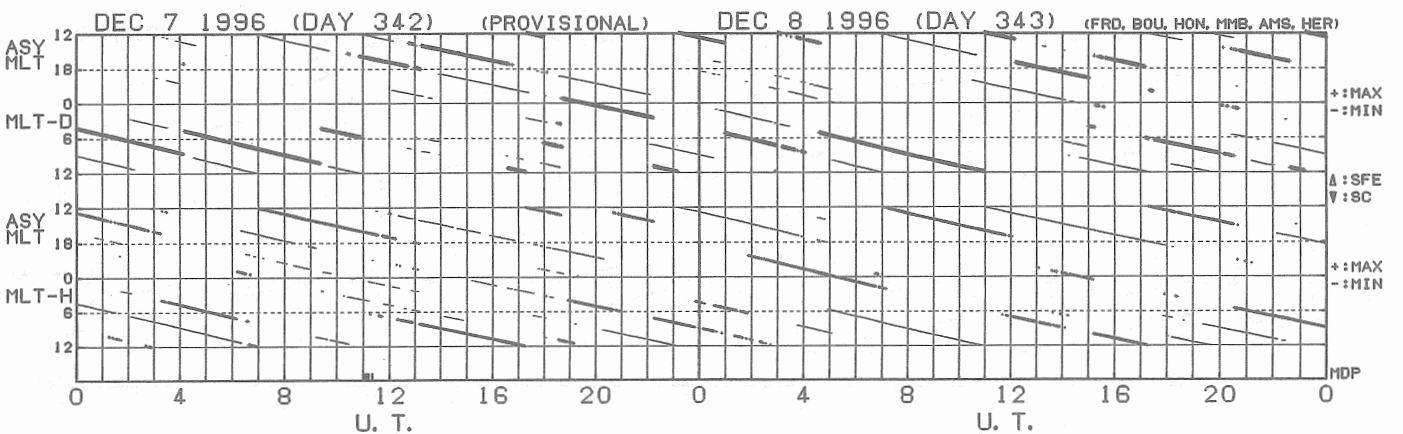
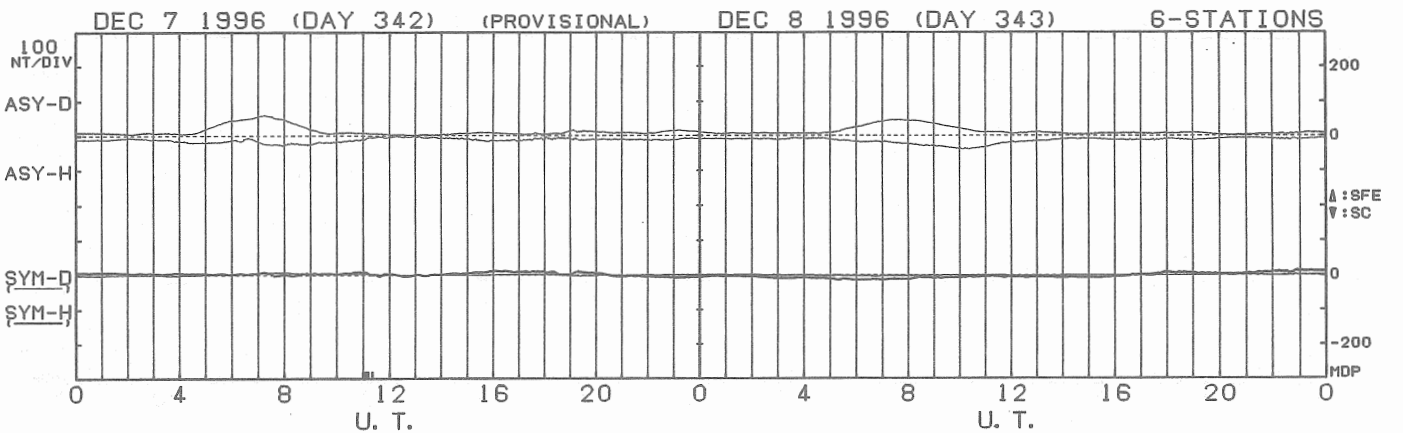
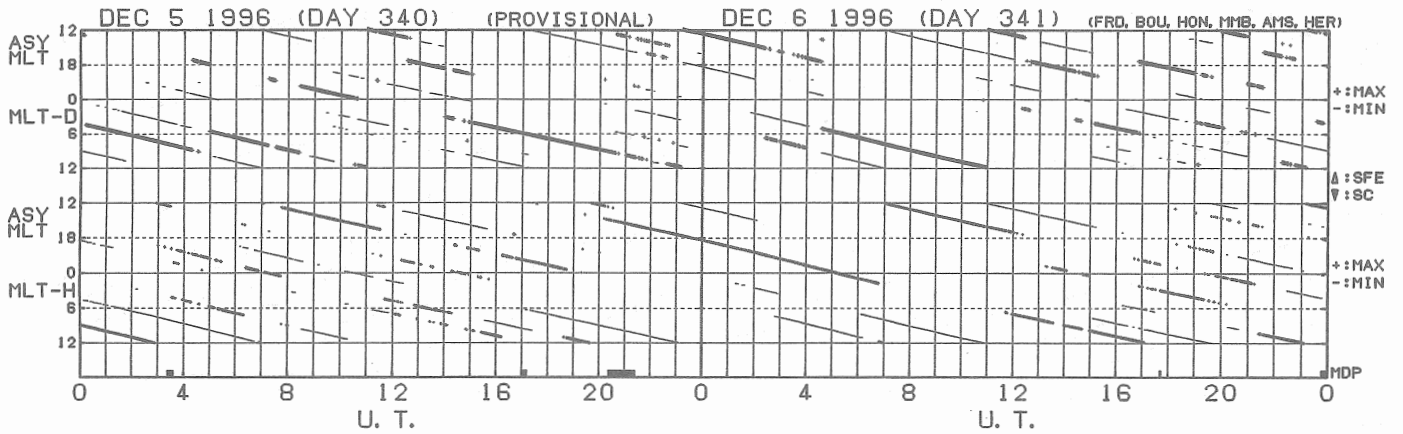
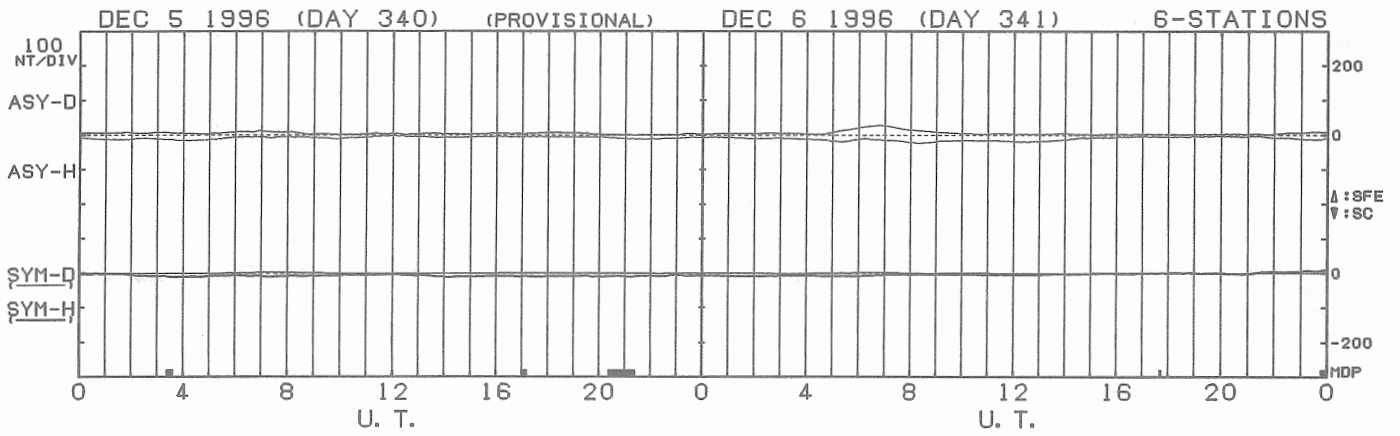


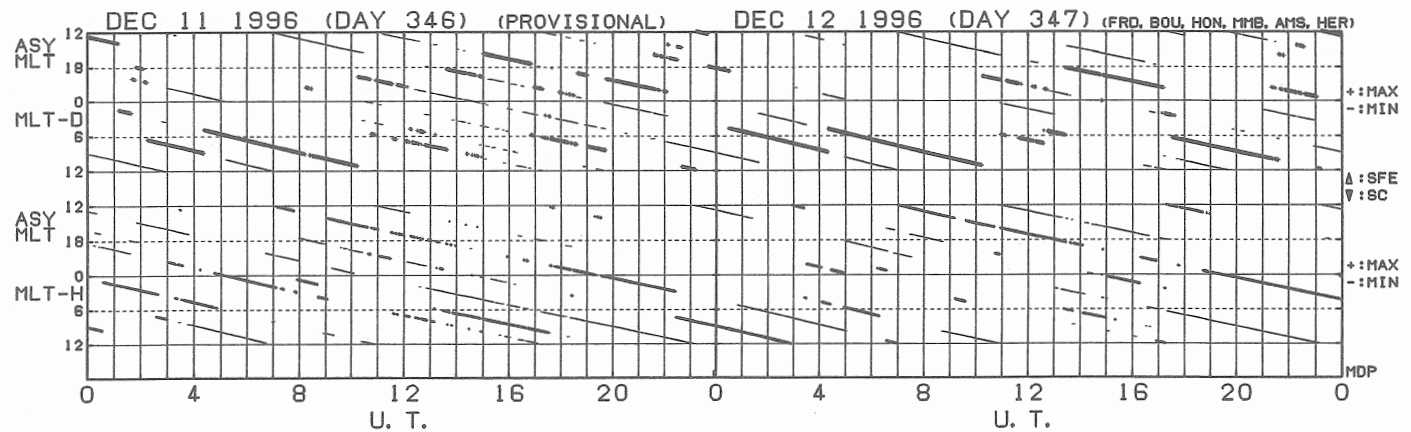
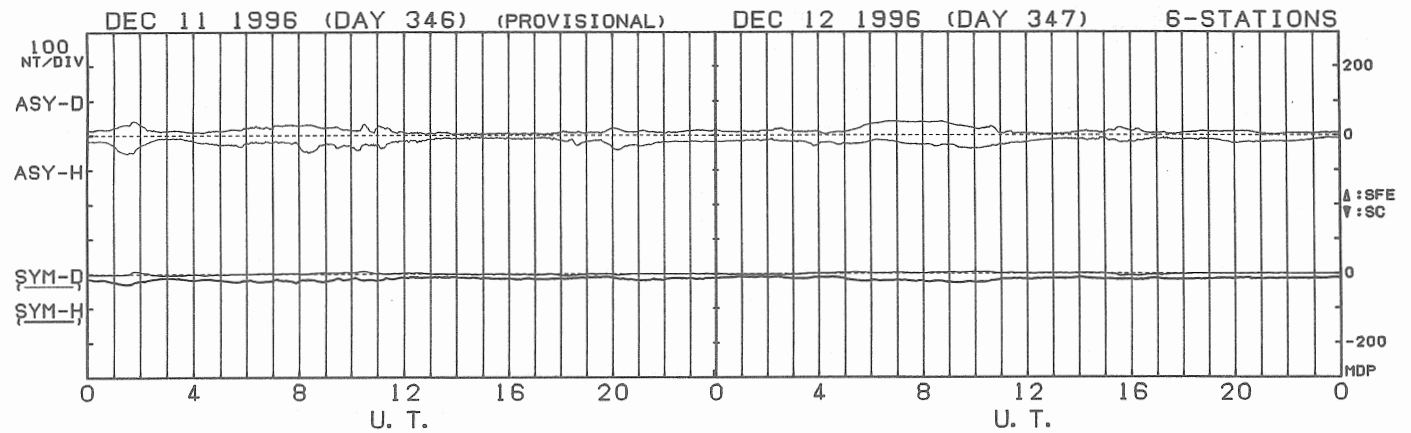
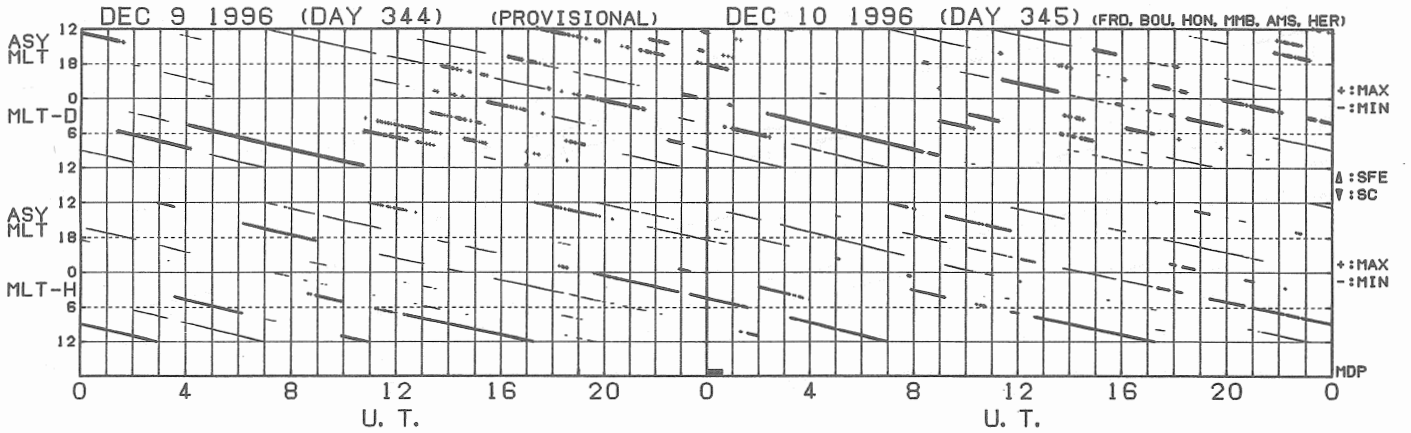
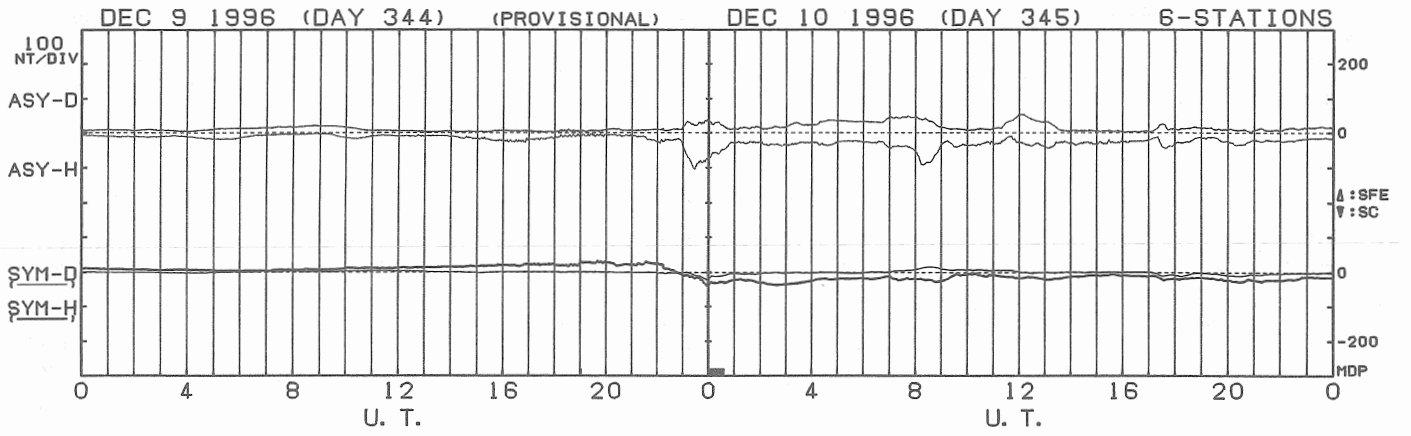


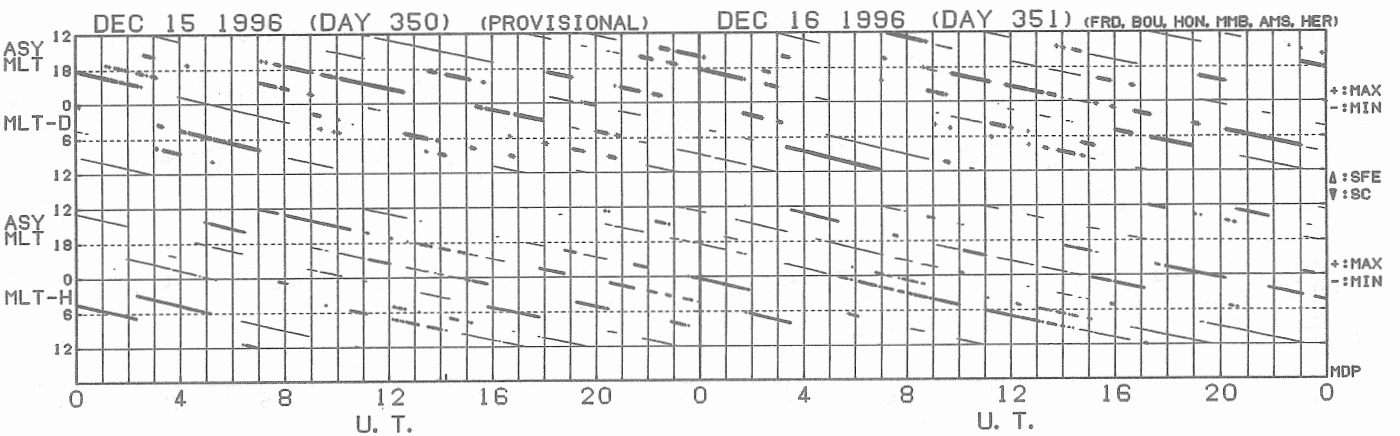
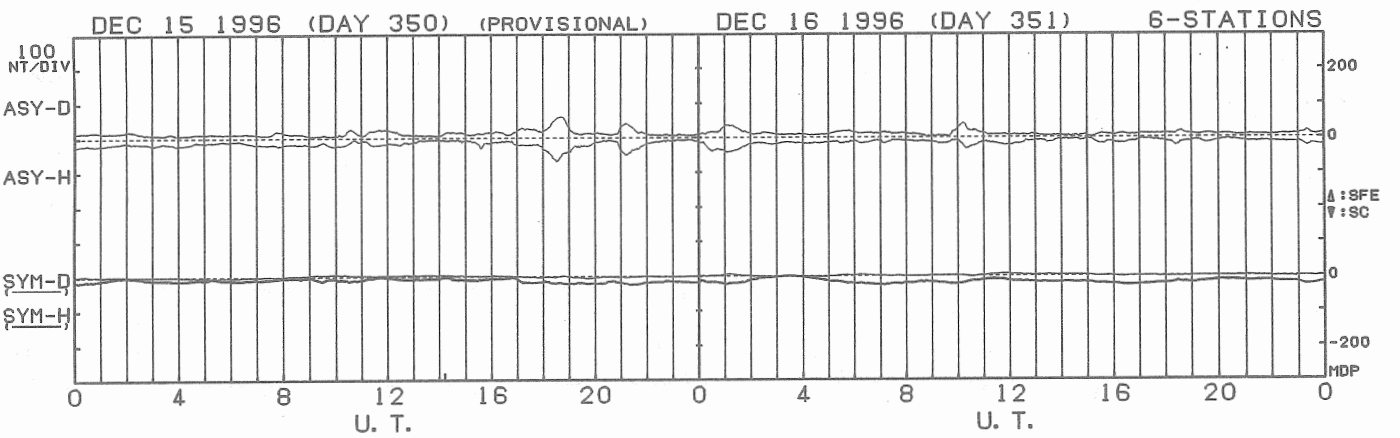
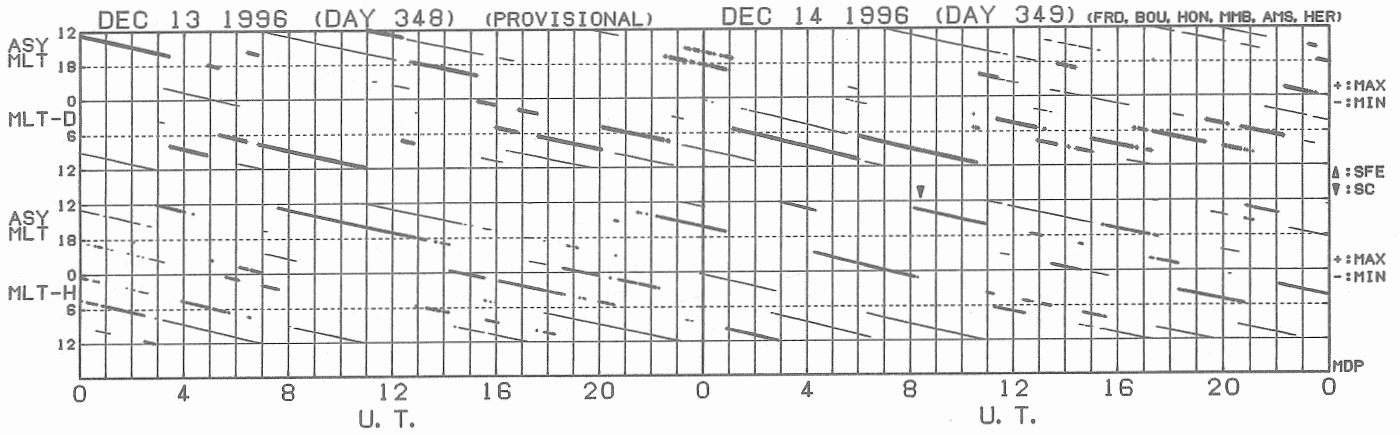
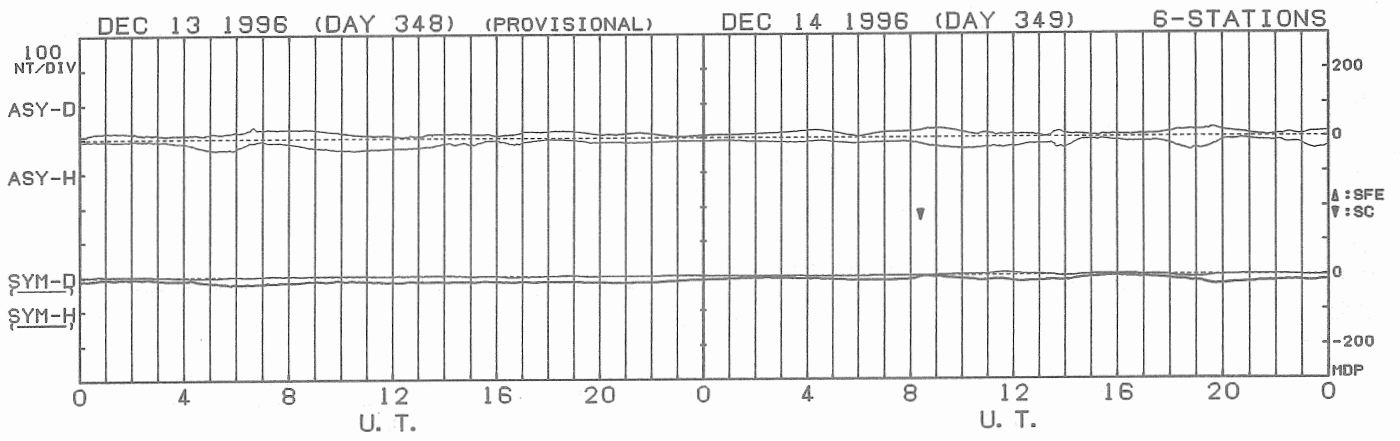


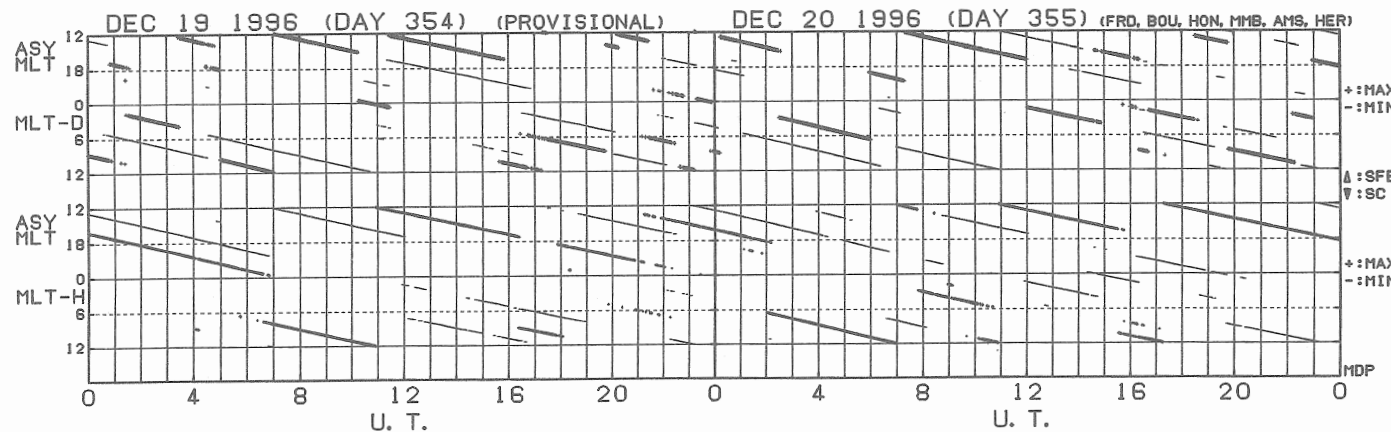
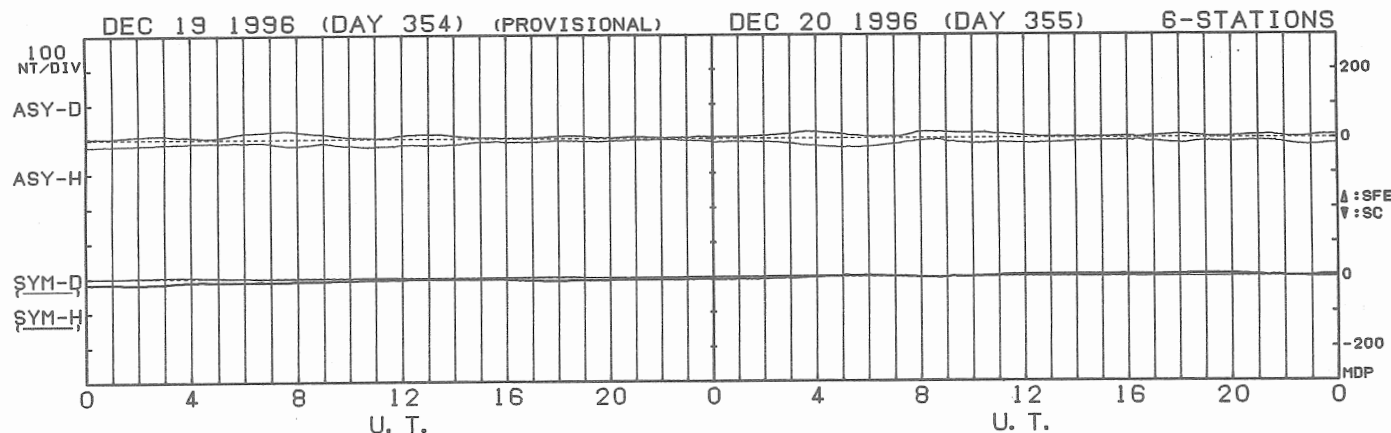
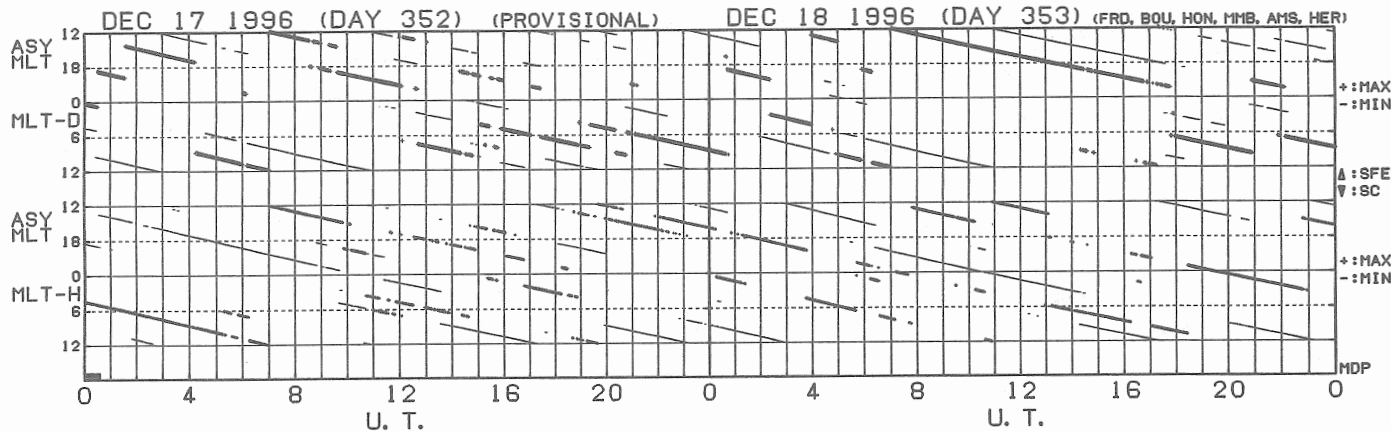
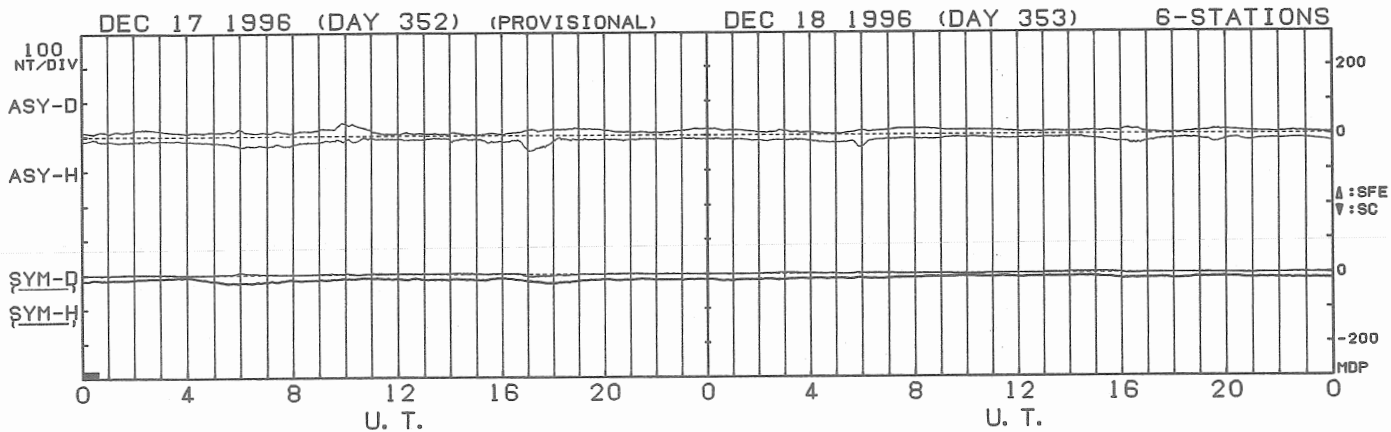


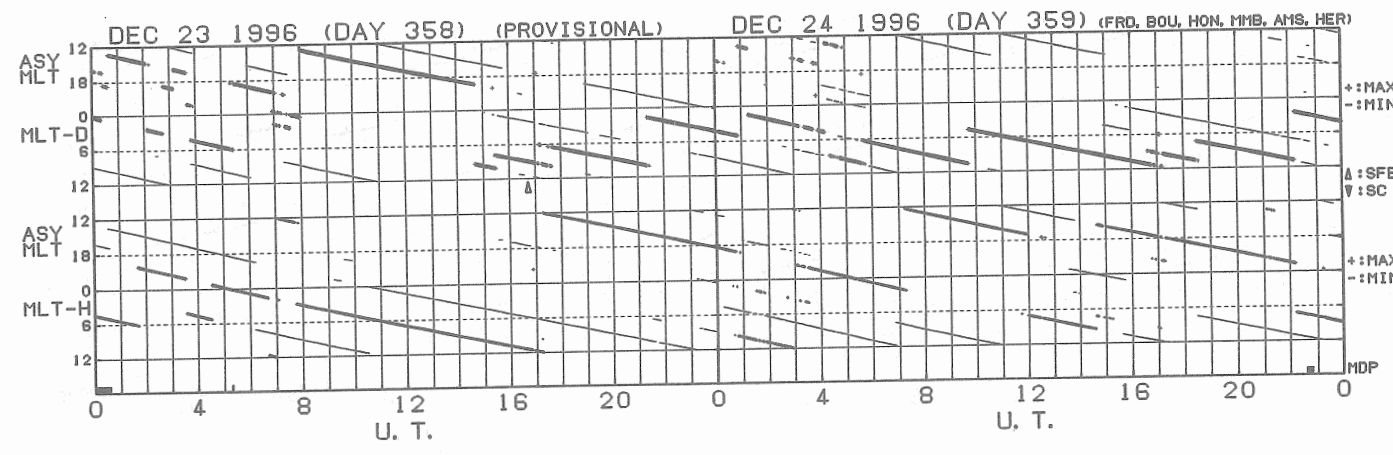
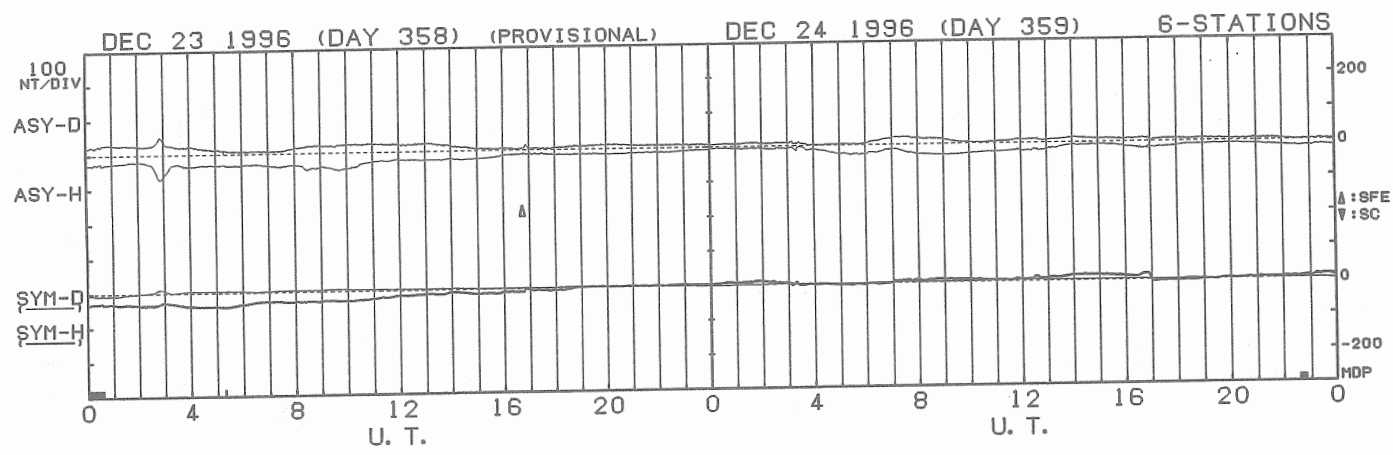
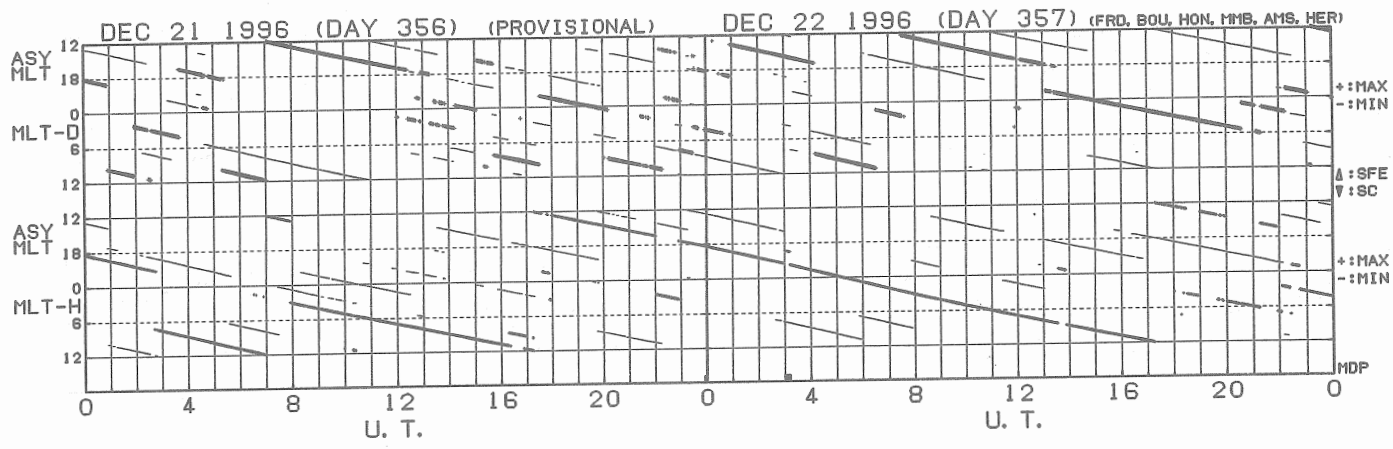
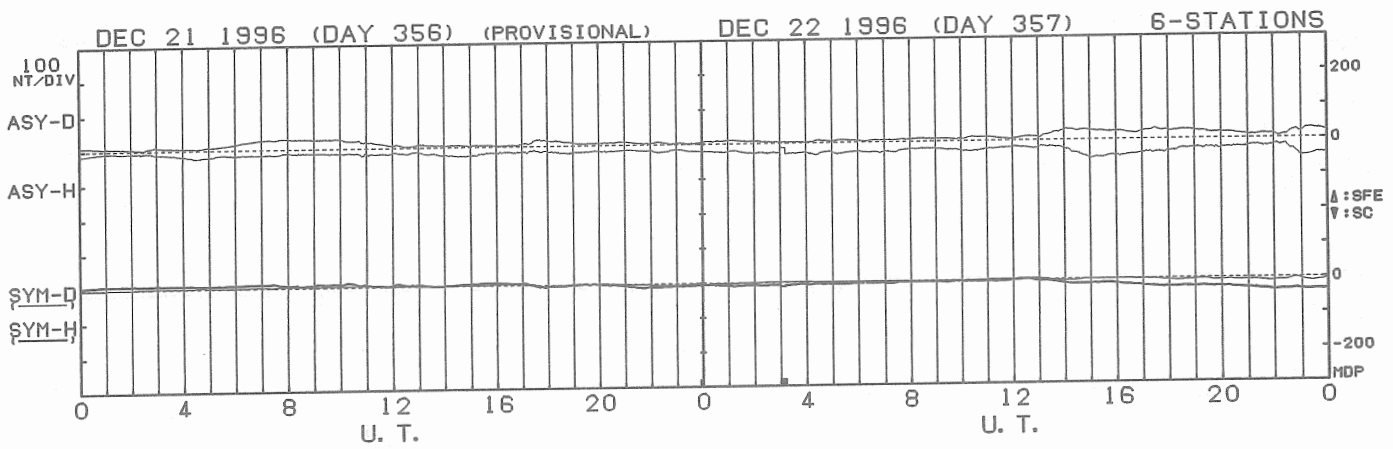


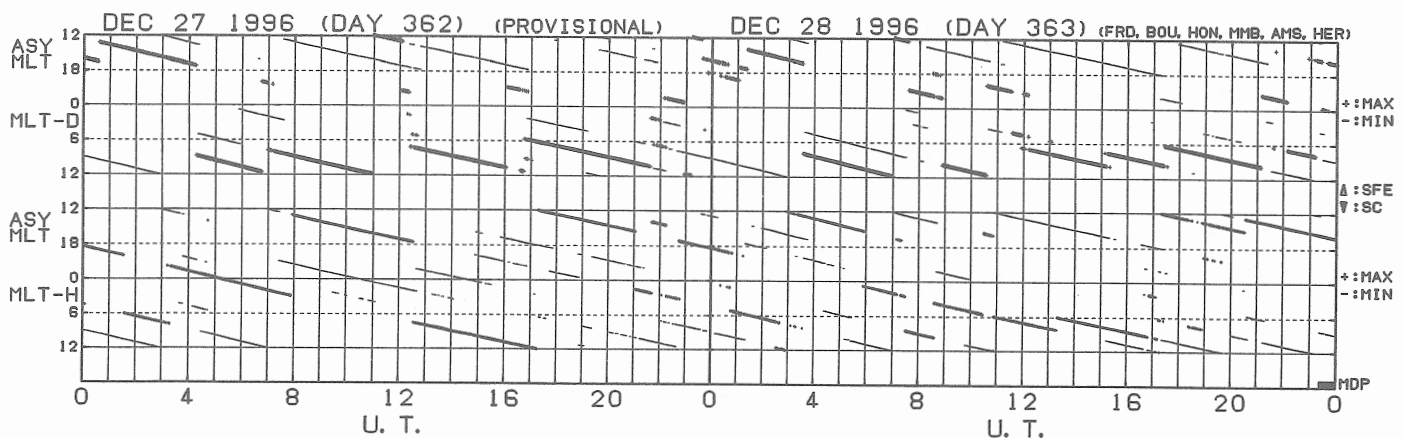
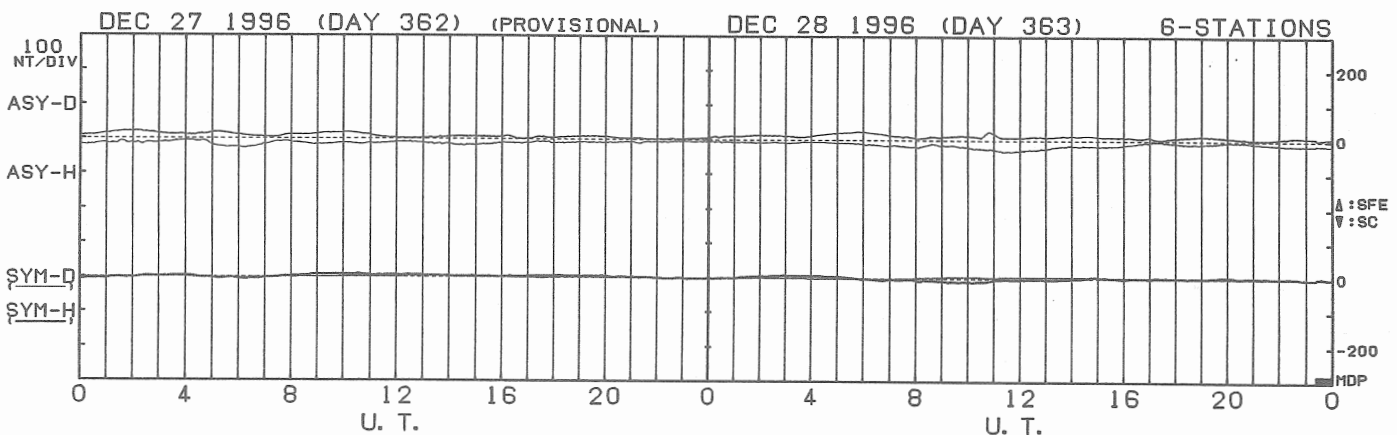
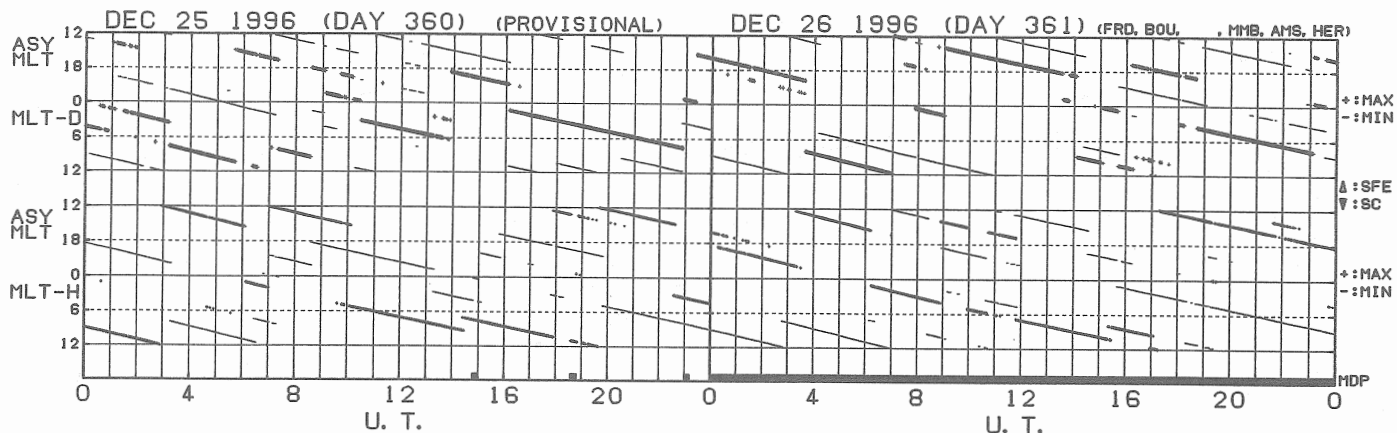
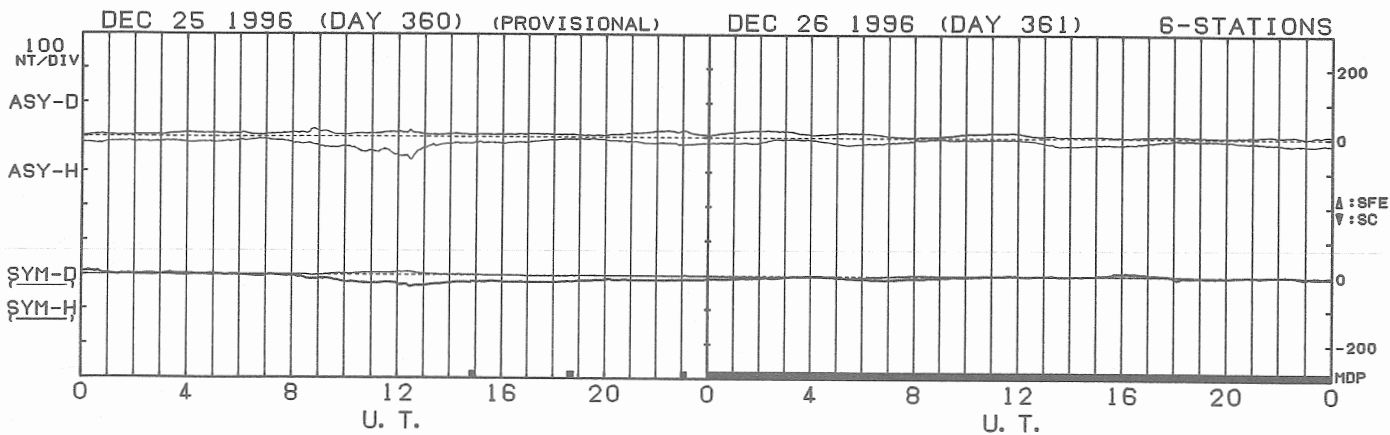


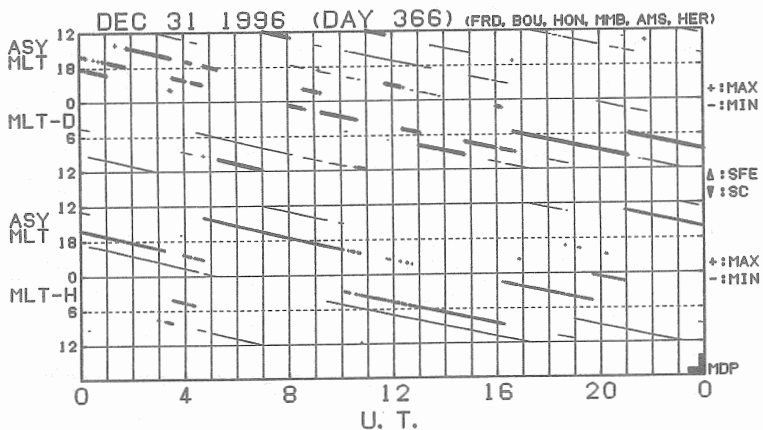
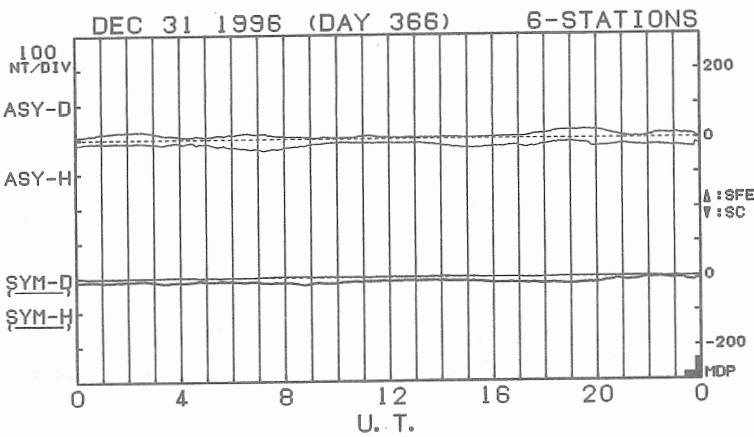
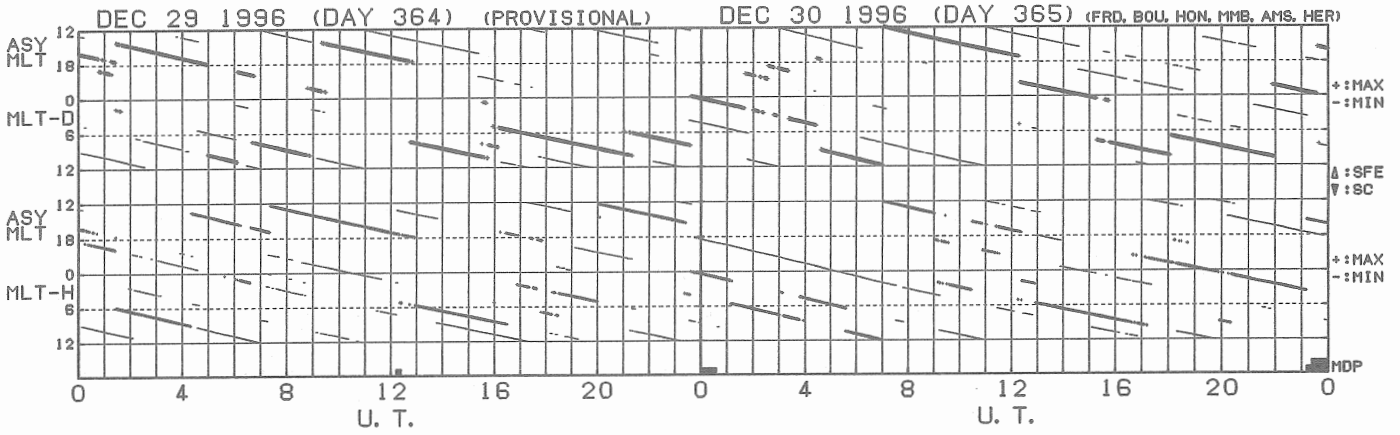
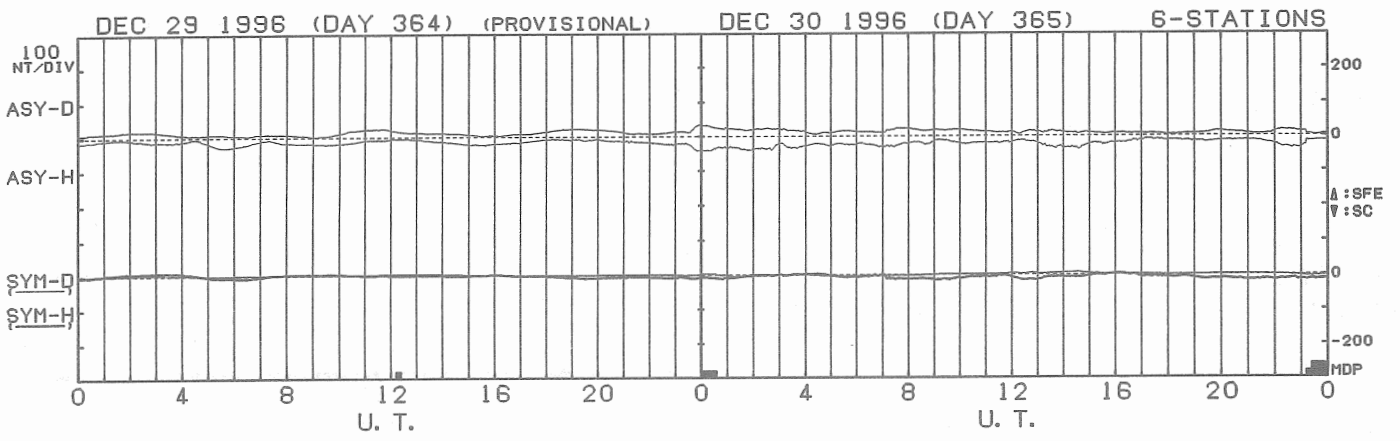












ASY-D INDEX					JAN 1996										(PROVISIONAL)										nT	
DAY	0	1	2	3	4	5	6	7	8	9	10	11	12	13	14	15	16	17	18	19	20	21	22	23	24	MEAN
01	15	10	10	4	5	5	3	4	10	9	7	7	8	12	9	6	7	7	9	13	16	11	12	11	9	
02	6	11	11	4	6	7	6	5	5	11	14	12	9	6	8	5	17	9	14	14	13	10	12	14	10	
03	10	19	14	9	7	5	5	5	7	11	9	11	16	8	6	8	10	8	9	13	15	6	4	7	9	
04	9	14	15	11	6	6	7	8	9	11	15	13	10	8	5	5	8	6	7	13	13	12	8	5	9	
05	8	15	9	6	6	5	6	11	6	10	6	7	11	10	10	9	11	8	10	10	8	8	10	7	9	
06	5	9	10	10	14	19	18	12	8	6	5	4	6	5	6	6	8	10	5	4	5	8	11	7	8	
07 Q	8	9	10	9	8	11	13	15	16	17	14	10	4	6	8	8	6	4	5	3	7	6	5	6	9	
08	6	7	6	6	5	6	8	9	10	6	5	4	4	6	7	9	9	7	8	9	10	5	5	5	7	
09 Q	7	4	5	6	3	4	6	10	10	6	4	4	6	6	5	6	5	4	4	6	3	4	4	4	5	
10 Q	6	8	7	5	3	10	12	11	11	12	16	14	8	7	5	4	5	4	7	9	12	15	10	9	9	
11 Q	13	10	9	8	6	4	6	12	16	14	13	8	5	6	6	6	6	6	10	15	25	27	14	6	10	
12	7	9	9	12	15	18	9	4	3	7	5	7	6	6	6	11	15	9	11	13	13	13	10	9	10	
13	11	15	11	41	36	30	25	35	43	32	59	78	55	53	19	35	79	16	8	9	12	15	14	10	31	
14	13	14	14	10	9	8	12	7	18	9	34	76	43	18	21	10	18	11	26	25	17	24	25	13	20	
15	8	12	44	15	12	6	8	15	12	11	15	11	20	24	20	12	8	13	12	7	8	6	13	23	14	
16	14	7	6	6	5	5	11	19	14	15	9	5	5	5	7	10	15	12	6	5	8	6	5	7	9	
17	7	7	5	9	20	22	19	13	9	8	6	7	7	5	5	10	12	13	10	15	14	12	14	6	11	
18	11	13	10	8	9	22	12	20	25	26	19	8	6	7	13	8	8	10	9	4	3	7	4	3	11	
19	11	14	11	7	8	9	9	15	16	12	11	8	6	5	9	14	10	12	15	13	13	22	23	27	12	
20	20	20	18	11	7	6	32	27	15	25	24	15	9	10	14	22	17	10	9	9	16	17	11	11	16	
21	22	22	16	11	8	8	9	10	8	5	9	10	6	8	8	10	14	13	15	12	10	9	12	17	11	
22	16	11	10	13	12	10	12	19	17	17	12	5	6	7	12	9	11	16	17	9	9	9	10	13	12	
23 Q	13	16	12	8	7	8	17	26	33	35	27	14	5	5	5	5	8	8	5	5	8	12	17	19	13	
24	16	10	6	16	23	26	12	12	20	17	5	19	28	20	9	10	17	20	21	19	24	16	23	16	17	
25	12	14	12	10	9	9	10	24	20	11	8	6	7	17	16	10	13	12	12	9	9	8	11	7	11	
26	16	15	24	13	10	11	12	10	12	12	13	13	7	7	10	8	10	15	12	10	12	15	12	5	12	
27	5	6	7	13	13	11	10	13	12	11	12	16	14	11	12	8	6	7	6	8	12	14	9	6	10	
28	5	6	8	10	14	16	18	8	5	5	4	3	7	10	5	3	4	4	8	14	14	15	8	9	9	
29	10	14	23	13	14	16	41	26	13	28	9	10	10	6	8	12	12	10	8	8	14	7	7	9	14	
30	8	15	8	11	10	15	17	10	7	7	13	22	15	9	8	7	6	11	12	11	14	15	20	16	12	
31	8	6	15	15	10	5	10	12	20	21	23	20	13	10	8	9	8	6	7	9	10	13	10	7	11	
MEAN	11	12	12	11	10	11	13	14	14	14	14	14	12	10	9	10	12	10	10	10	12	12	11	10	12	

ASY-H INDEX					JAN 1996										(PROVISIONAL)										nT	
DAY	0	1	2	3	4	5	6	7	8	9	10	11	12	13	14	15	16	17	18	19	20	21	22	23	24	MEAN
01	16	12	12	11	16	23	26	24	22	23	18	17	17	19	19	25	19	16	19	18	28	21	24	24	20	
02	28	27	16	15	22	27	27	26	21	17	19	20	17	16	20	16	35	22	14	14	21	24	30	47	22	
03	48	23	25	25	24	18	18	20	16	19	21	14	24	20	19	25	30	22	18	22	22	21	24	27	23	
04	25	19	16	16	20	27	24	23	23	24	19	15	15	14	21	11	9	12	17	26	25	23	23	20	19	
05	17	10	11	13	16	15	11	20	10	14	20	26	28	26	18	9	11	13	12	16	15	15	23	21	16	
06	19	19	15	14	16	18	21	20	18	11	10	13	12	16	26	24	19	18	14	15	13	11	14	13	16	
07 Q	15	13	11	9	8	8	9	14	19	17	19	19	15	11	7	7	3	3	4	8	9	7	5	4	10	
08	10	12	11	9	9	12	11	6	4	4	8	14	7	9	12	15	14	10	8	7	7	7	5	10	9	
09 Q	13	12	13	14	7	5	5	6	7	6	5	7	7	11	9	7	4	3	4	7	8	6	10	8	9	
10 Q	11	15	15	12	13	8	10	13	9	6	5	6	7	7	6	4	7	8	8	9	8	7	6	4	8	
11 Q	8	8	8	8	9	6	6	10	12	14	14	10	8	7	4	3	5	6	3	11	11	12	7	12	8	
12	18	17	15	13	12	8	7	9	10	6	12	11	10	7	5	7	18	13	14	13	15	12	18	24	12	
13	11	14	11	45	46	52	52	63	67	65	72	97	69	69	41	51	65	27	25	22	19	12	12	17	43	
14	18	18	13	8	6	10	16	16	16	18	28	44	79	47	33	24	21	26	25	27	23	18	70	26	26	
15	16	19	43	15	10	8	7	10	14	9	9	15	41	25	30	13	9	9	9	14	16	11	11	34	17	
16	22	13	11	8	8	8	9	11	15	11	12	12	13	10	9	10	9	8	10	11	18	12	9	7	11	
17	9	8	8	20	25	18	13	12	11	9	10	12	9	10	15	16	23	18	19	35	19	19	24	14	16	
18	14	15	19	20	11	25	17	17	20	17	16	16	17	19	22	15	17	25	34	24	24	19	17	15	19	
19	14	13	12	12	12	15	18	18	19	14	19	31	37	33	26	20	16	15	26	30	29	52	78	60	26	
20	23	19	17	15	12	15	33	44	21	24	30	36	30	19	13	19	25	19	14	19	16	13	14	17	21	
21	23	30	29	28	25	21	17	9	13	14	5	9	12	17	16	8	5	8	12	13	18	12	21	20	16	
22	23	20	12	12	18	23	24	25	26	26	16	8	9	12	18	9	7	8	12	8	15	12	12	15	15	
23 Q	18	25	23	23	22	22	24	20	21	25	25	21	14	9	7	6	4	6	4	9	12	9	7	6	15	
24	10	16	17	18	21	25	23	23	22	16	15	12	14	16	13	11	9	17	25	22	22	17	17	20	18	
25	19	23	21	23	23	31	28	22	23	27	29	23	15	18	17	15	11	11	11	14	24	30	23	22	21	
26	13	15	18	18	16	17	21	22	22	23	17	11	10	10	11	9	10	23	23	15	15	12	7	7	15	
27	10	8	8	7	9	16	16	12	12	18	15	14	15	12	20	9	11	12	23	26	21	18	21	13	15	
28	18	18	16	18	18	16	12	11	12	12	11	12	14	17	17	17	20	18	16	19	32	19	25	29	17	
29	24	32	34	17	14	9	42	23	16	31	10	13	20	32	19	17	33	20	14	19	26	14	8	8	21	
30	8	8	9	15	11	11	13	14	17	20	15	8	9	11	7	13	15	11	11	24	30	20	25	27	15	
31	20	28	16	16	19	24	19	22	19	12	12	16	20	17	16	6	7	11	15	22	24	16	12	18	17	
MEAN	17	17	16	16	16	17	19	19	18	18	17	19	20	18	17	14	16	14	15	17	19	16	19	19	17	

ASY-D INDEX										FEB 1996										(PROVISIONAL)					nT	
DAY	0	1	2	3	4	5	6	7	8	9	10	11	12	13	14	15	16	17	18	19	20	21	22	23	24	MEAN
01 Q	14	19	14	12	8	8	10	6	5	5	6	5	6	6	4	4	6	11	7	10	8	8	6	6	8	
02	12	26	18	7	7	11	8	9	9	13	16	11	11	12	8	11	19	21	10	8	4	6	7	8	11	
03 Q	10	7	6	12	8	7	8	9	10	7	5	4	4	6	7	6	7	7	10	12	11	7	3	4	7	
04 Q	7	9	9	5	5	5	8	10	15	12	6	5	5	8	5	9	14	10	13	14	14	8	8	11	9	
05	13	12	8	8	14	7	7	11	12	11	15	11	5	5	5	7	9	5	5	7	7	11	10	10	9	
06	12	11	10	7	7	15	13	11	9	6	14	16	13	8	6	7	8	6	9	13	16	20	7	8	11	
07	11	9	16	14	16	14	12	9	7	6	6	10	5	6	9	10	8	9	7	7	4	4	8	24	10	
08	11	9	12	16	20	14	9	8	8	7	14	14	5	4	6	7	8	6	7	5	4	8	14	21	10	
09	14	13	13	7	10	18	20	13	7	7	9	8	6	6	9	7	6	5	10	17	17	16	16	7	11	
10	10	8	12	14	13	15	10	8	7	8	13	13	12	11	15	28	28	37	34	19	9	16	18	15	16	
11	19	16	34	47	23	5	8	13	14	11	34	11	6	4	6	7	16	15	11	16	12	17	12	10	15	
12	6	5	13	20	10	10	11	12	16	12	14	8	16	9	6	5	6	5	4	7	6	8	12	16	10	
13	14	11	12	8	4	7	24	26	9	6	9	13	10	6	6	8	8	15	15	8	18	17	18	19	12	
14	18	36	28	27	24	17	18	13	8	8	11	16	14	16	29	28	9	10	10	15	10	7	10	12	16	
15	10	24	29	26	21	11	6	7	5	9	20	23	18	12	8	4	6	4	10	16	28	19	13	9	14	
16	14	16	14	16	13	8	7	6	11	6	7	13	17	16	6	20	18	12	10	11	13	8	13	13	12	
17	13	15	13	12	13	14	10	12	9	18	14	13	11	8	5	4	4	3	8	9	13	11	7	5	10	
18	5	9	11	11	7	6	6	7	8	13	9	7	5	4	5	10	13	11	17	16	16	12	14	16	10	
19 Q	14	12	16	14	8	10	5	8	12	8	6	9	6	4	4	5	6	5	8	11	8	8	10	12	9	
20	6	7	9	10	14	19	25	21	17	19	16	8	4	7	16	8	4	11	8	7	7	9	7	12	11	
21 Q	8	9	7	6	9	11	13	19	23	14	6	7	9	7	8	7	8	6	4	4	7	15	13	6	9	
22	4	4	6	16	23	22	22	11	6	10	14	8	5	11	10	7	10	8	3	10	7	4	5	7	10	
23	8	8	15	20	21	17	14	15	9	16	17	14	13	23	43	30	21	18	22	8	5	5	9	12	16	
24	17	19	18	33	15	10	16	13	16	21	23	13	6	8	8	8	6	11	20	14	16	11	11	9	14	
25	4	6	19	15	14	18	14	15	9	11	13	7	11	25	19	22	37	33	35	17	34	26	13	7	18	
26	21	19	19	19	11	8	7	13	13	6	14	18	9	13	10	9	8	9	15	11	8	7	9	7	12	
27	6	4	8	10	14	15	13	10	14	14	6	4	4	4	10	20	8	13	10	7	17	11	10	7	10	
28	5	8	17	15	26	12	8	4	6	15	23	17	6	4	8	10	6	6	8	8	5	9	8	4	10	
29	6	6	9	7	3	2	8	13	18	24	29	26	17	7	16	10	8	8	10	12	28	6	4	4	12	
MEAN	11	12	14	15	13	12	12	11	11	11	13	12	9	9	10	11	11	11	12	11	12	11	10	10	11	

ASY-H INDEX										FEB 1996										(PROVISIONAL)					nT	
DAY	0	1	2	3	4	5	6	7	8	9	10	11	12	13	14	15	16	17	18	19	20	21	22	23	24	MEAN
01 Q	36	36	37	36	27	23	22	20	21	20	18	18	17	13	9	10	10	18	30	25	23	17	15	14	21	
02	30	49	55	45	34	26	19	15	14	16	20	16	13	16	14	11	10	30	10	7	8	11	8	10	20	
03 Q	13	15	12	9	15	17	10	9	10	12	12	10	8	14	10	11	7	6	4	9	17	18	17	18	12	
04 Q	18	18	13	10	11	12	19	18	21	23	19	12	5	6	8	15	16	16	14	12	12	11	13	15	14	
05	9	13	12	15	27	18	15	17	22	13	11	15	16	14	15	16	17	20	26	29	26	24	22	20	18	
06	16	16	18	23	29	23	18	17	22	26	21	15	15	13	9	9	12	16	22	25	26	23	14	15	18	
07	15	21	36	35	27	17	19	19	23	23	25	24	19	17	17	16	16	15	11	14	14	14	10	31	20	
08	14	19	32	35	39	28	17	10	8	9	11	14	16	13	12	11	13	12	14	17	12	12	9	13	16	
09	29	41	35	33	30	30	27	25	21	23	13	11	11	12	13	13	22	28	31	38	22	25	16	24	24	
10	16	22	33	44	53	61	61	50	42	40	36	26	14	19	20	38	35	43	45	25	17	17	18	39	34	
11	53	40	80	114	61	48	42	39	36	27	53	25	17	22	21	20	34	39	38	31	37	44	34	24	41	
12	26	24	31	36	38	40	35	29	27	14	16	19	14	32	8	9	12	15	17	23	17	12	12	23	22	
13	26	32	42	47	42	35	29	15	13	10	4	5	10	15	11	8	7	20	31	13	49	19	14	24	22	
14	16	55	58	61	69	57	45	35	27	28	26	28	18	30	32	42	29	20	10	9	13	13	13	19	31	
15	16	35	46	41	43	35	28	24	18	12	10	10	18	23	20	15	11	12	17	25	42	20	19	13	23	
16	12	15	25	30	41	42	34	27	19	15	9	7	16	16	22	39	20	19	16	16	17	21	23	15	22	
17	28	30	20	22	29	30	33	29	24	23	15	13	12	13	14	17	24	28	28	23	19	8	13	17	21	
18	21	20	20	21	22	21	19	19	23	20	27	21	18	23	25	29	49	46	34	22	25	23	21	40	25	
19 Q	21	18	17	17	20	33	17	18	27	27	18	23	20	18	18	18	20	20	19	21	14	14	15	18	20	
20	15	15	15	18	15	17	15	14	21	24	22	21	16	11	27	12	12	10	9	11	8	6	11	20	15	
21 Q	11	12	12	12	11	13	12	13	15	15	16	14	14	16	22	25	21	18	14	9	9	12	15	18	14	
22	29	32	31	37	43	44	40	20	23	23	29	29	27	19	17	13	12	17	13	16	12	9	10	7	23	
23	16	27	25	25	35	35	34	27	19	10	18	38	40	22	30	22	39	39	21	16	14	12	10	18	25	
24	37	39	39	69	57	53	39	29	31	20	15	23	25	19	20	17	16	11	29	35	32	21	25	28	30	
25	24	34	50	59	51	34	31	27	23	17	15	14	25	35	27	30	43	41	32	29	43	36	33	26	32	
26	31	26	29	37	42	45	39	26	20	21	20	36	39	35	17	14	18	16	17	16	29	53	29	25	28	
27	27	21	25	27	20	21	9	9	14	14	11	16	20	16	16	27	11	9	9	12	46	26	29	37	20	
28	28	29	26	26	28	18	10	13	16	13	18	18	18	15	13	12	14	16	15	17	17	24	24	20	19	
29	19	22	26	17	22	22	22	18	16	20	16	10	7	18	16	14	11	12	11	13	40	24	17	14	18	
MEAN	22	27	31	35	34	31	26	22	21	19	19	18	18	18	17	18	19	21	20	19	23	19	18	21	22	

ASY-D INDEX										MAR 1996										(PROVISIONAL)					nT	
DAY	0	1	2	3	4	5	6	7	8	9	10	11	12	13	14	15	16	17	18	19	20	21	22	23	24	MEAN
01 Q	16	14	13	10	9	8	5	7	12	17	14	8	4	2	6	7	5	7	8	6	4	7	9	11	9	
02 Q	6	5	9	11	12	8	9	8	8	12	9	4	3	5	7	7	7	11	13	11	10	16	22	16	10	
03	7	8	17	17	7	10	17	27	21	17	17	15	8	10	11	22	18	18	28	41	31	13	21	30	18	
04	21	15	11	20	10	14	15	13	6	3	5	5	5	4	4	15	16	17	19	25	19	12	12	14	12	
05	13	15	10	13	9	5	5	6	5	7	6	5	7	7	4	4	5	6	7	18	14	7	8	15	18	9
06 Q	18	15	12	9	7	5	5	8	7	8	14	16	10	9	13	12	4	5	8	10	11	7	12	7	10	
07 Q	3	5	6	5	5	2	4	5	10	13	13	10	6	8	3	6	8	14	15	13	7	5	7	7	8	
08	15	19	16	10	4	15	23	26	24	12	9	10	12	12	9	5	6	19	22	23	21	12	11	9	14	
09	9	15	16	14	14	8	15	21	22	15	9	9	9	5	5	5	11	21	25	17	9	5	6	5	12	
10	8	7	11	12	15	15	21	25	16	9	17	15	9	4	9	9	9	15	13	19	17	10	18	33	14	
11	13	20	43	66	55	20	32	29	20	21	17	18	23	11	8	18	10	10	12	19	27	39	23	21	24	
12	17	12	12	12	28	22	21	18	16	10	6	11	17	30	30	26	24	14	16	23	20	18	23	17	18	
13	39	34	37	37	28	19	20	15	12	19	67	38	20	16	9	15	19	19	18	20	22	26	23	25	25	
14	22	24	26	26	28	16	7	17	14	7	19	22	14	9	10	9	6	16	19	16	12	10	11	20	16	
15	24	17	12	11	10	9	6	8	7	16	18	19	11	5	9	5	6	10	16	5	13	33	47	48	15	
16	31	11	9	22	12	8	10	10	18	18	21	13	8	9	9	7	6	16	19	8	9	22	32	29	15	
17	15	10	22	42	20	27	23	11	13	18	18	22	12	10	5	8	9	5	11	13	13	20	28	34	17	
18	19	17	6	11	20	19	10	8	6	5	11	17	25	19	9	7	6	6	4	8	7	9	5	5	11	
19	4	7	14	17	25	12	13	15	14	19	16	11	12	14	9	13	23	24	19	12	12	15	13	18	15	
20	9	4	8	18	36	23	22	23	22	21	21	17	15	25	21	22	14	30	39	48	25	17	16	48	23	
21	19	14	26	23	19	20	17	25	15	11	13	13	16	23	17	39	21	26	7	10	19	60	17	14	20	
22	10	6	11	16	16	18	13	9	8	26	22	26	22	11	14	18	17	16	24	19	20	13	14	18	16	
23	14	25	30	27	23	15	12	14	10	8	16	19	17	7	4	2	3	9	15	14	11	9	22	34	15	
24	38	53	41	20	10	8	9	15	10	17	21	23	16	10	17	31	25	19	14	13	11	13	24	14	20	
25	61	41	35	20	19	29	32	25	18	14	8	10	16	13	25	44	41	29	15	17	10	7	7	8	23	
26	14	26	30	27	22	28	25	26	22	12	9	14	10	8	9	18	19	10	10	17	12	8	13	14	17	
27	15	17	28	21	15	18	26	28	18	11	11	10	11	6	12	9	7	10	17	24	16	10	15	11	15	
28	19	13	13	13	18	37	32	31	22	12	13	14	12	8	7	3	5	9	8	10	7	17	22	27	15	
29	33	36	33	23	13	16	15	13	10	15	25	25	14	7	5	5	8	11	14	6	10	12	18	15	16	
30 Q	11	9	9	11	14	13	9	6	10	19	24	20	16	11	9	9	10	20	26	15	8	19	30	25	15	
31	10	8	21	27	15	14	13	9	7	10	11	11	12	9	9	8	11	30	33	20	14	16	21	20	15	
MEAN	18	17	19	20	17	16	16	16	14	14	16	15	13	11	10	13	12	15	17	17	14	16	18	20	16	

ASY-H INDEX										MAR 1996										(PROVISIONAL)					nT	
DAY	0	1	2	3	4	5	6	7	8	9	10	11	12	13	14	15	16	17	18	19	20	21	22	23	24	MEAN
01 Q	24	17	11	13	15	11	5	4	6	4	6	12	11	8	14	20	19	17	19	15	23	20	12	9	13	
02 Q	15	15	17	14	18	17	10	13	11	10	9	10	15	16	19	24	21	19	21	22	22	16	11	13	16	
03	18	18	16	14	15	13	19	27	27	28	22	15	19	16	20	37	45	41	46	48	41	22	12	15	25	
04	21	21	20	21	18	25	39	47	39	30	22	20	20	18	14	13	19	22	25	20	23	28	30	28	24	
05	22	23	24	35	31	29	31	27	24	24	22	19	24	24	22	21	25	26	34	27	16	17	17	14	24	
06 Q	8	9	8	10	14	16	13	14	16	16	19	12	13	12	15	21	12	16	16	17	19	16	10	12	14	
07 Q	7	6	8	9	9	13	7	7	10	9	13	18	10	8	11	12	13	11	10	12	12	13	12	12	10	
08	9	9	10	11	11	22	45	42	45	32	29	31	20	16	13	8	7	15	19	19	20	18	12	20		
09	9	10	14	17	19	20	23	23	21	25	22	23	24	23	17	15	14	27	22	26	26	24	21	20		
10	20	22	28	30	26	23	33	26	19	20	20	25	6	17	8	13	19	24	23	36	30	34	35	41	24	
11	24	39	84	94	82	46	53	53	57	46	44	43	43	46	50	53	53	56	53	47	43	34	30	25	50	
12	21	30	30	33	58	36	36	31	32	30	35	34	36	31	34	39	52	54	37	28	25	29	53	36	36	
13	52	36	42	53	46	37	32	37	33	42	38	62	53	40	41	40	40	38	34	29	28	37	39	40	40	
14	41	39	47	46	44	40	22	19	8	13	20	18	19	19	26	30	34	32	25	17	21	22	22	25	27	
15	34	29	29	28	19	15	6	9	12	10	15	15	8	8	16	5	11	24	23	21	25	23	21	24	18	
16	23	24	26	34	28	26	12	10	13	18	19	14	12	10	6	4	4	9	16	21	28	30	32	33	19	
17	27	23	23	40	37	27	34	22	23	33	34	29	23	8	6	12	17	22	20	17	21	23	23	28	24	
18	24	27	18	14	20	23	18	14	12	12	13	23	15	11	16	18	26	36	37	23	10	14	11	12	19	
19	6	5	7	8	34	9	6	27	41	19	19	16	15	29	31	38	53	47	34	41	32	26	15	34	25	
20	22	10	11	26	38	41	39	40	44	37	24	25	25	46	31	30	25	44	68	61	31	43	24	54	35	
21	43	26	43	22	22	30	23	23	21	15	21	22	40	39	34	52	29	43	38	41	53	101	46	31	36	
22	20	27	35	44	28	29	22	17	18	34	23	18	12	12	21	22	24	35	29	35	45	43	40	27	27	
23	40	53	55	41	41	28	25	19	19	18	17	15	15	21	25	26	30	36	33	32	32	26	21	26	29	
24	45	71	68	37	28	22	23	23	29	23	19	19	24	30	32	49	32	36	45	39	34	38	38	20	34	
25	72	66	48	34	29	52	48	24	27	32	24	18	20	36	44	52	50	48	30	28	21	24	21	18	36	
26	20	33	35	32	31	39	31	28	19	17	21	16	13	16	19	23	31	36	32	22	14	10	13	13	23	
27	8	12	39	26	25	28	25	21	19	21	26	20	14	11	17	15	14	15	15	16	11	9	17	12	18	
28	7	8	7	13	21	36	22	22	34	36	29	19	22	19	19	17	17	22	27	23	19	14	13	13	20	
29	10	12	14	18	18	17	12	10	10	10	12	15	15	18	18	21	31	32	29	19	19	21	16	14	17	
30 Q	16	18	17	16	17	21	17	18	19	17	15	14	16	14	11	22	30	29	23	21	17	17	13	8	18	
31	12	14	10	6	5	8	8	8	8	10	14	14	9	8	10	13	15	14	13	9	10	12	11	13	11	
MEAN	23	24	27	27	27	26	24	23	23	22	21	21	20	20	21	25	26	29	29	27	24	26	23	22	24	

ASY-D INDEX		APR 1996											(PROVISIONAL)											nT		
DAY	0	1	2	3	4	5	6	7	8	9	10	11	12	13	14	15	16	17	18	19	20	21	22	23	24	MEAN
01	15	11	13	19	8	11	18	19	16	11	6	3	12	4	5	10	13	11	10	17	21	20	10	5	12	12
02	10	14	7	5	5	14	18	18	17	18	14	7	3	3	4	7	16	12	15	31	17	4	10	14	13	13
03	20	19	12	5	4	7	12	18	18	21	20	13	6	4	6	9	14	17	11	9	17	22	20	11	19	19
04	22	28	21	16	14	17	22	27	13	10	5	5	7	32	52	32	32	28	17	9	8	12	13	12	14	11
05	11	18	10	6	4	6	8	12	10	4	4	4	4	4	3	8	15	18	15	17	25	28	19	14	11	11
06 Q	11	12	14	9	9	8	10	15	20	19	14	8	6	5	6	8	19	24	14	16	27	24	14	7	13	13
07 Q	16	26	21	13	9	6	9	15	24	32	24	11	11	11	8	6	12	12	9	10	15	20	12	8	14	14
08	21	24	12	7	11	11	9	7	12	18	11	4	8	10	6	8	17	12	5	12	15	14	18	14	12	12
09	9	7	25	30	24	19	22	8	18	22	18	13	6	4	6	13	23	20	19	17	13	17	17	14	16	16
10	21	21	20	14	9	6	11	19	27	27	13	6	6	6	8	5	8	11	7	5	5	5	4	9	11	11
11	24	20	13	7	9	7	6	12	18	18	10	2	5	8	9	12	10	9	7	3	7	9	17	27	11	11
12	43	24	14	9	21	15	19	17	28	9	16	27	42	34	35	25	15	18	11	10	11	21	8	6	20	20
13	9	8	4	5	7	7	6	3	5	9	7	5	7	13	15	20	25	24	16	7	9	5	23	28	11	11
14	17	17	17	17	22	27	17	15	14	19	13	11	10	27	39	26	21	22	13	27	23	37	61	57	24	24
15	38	21	12	11	15	9	14	27	24	19	18	13	8	10	10	12	16	13	15	14	23	25	18	14	17	17
16	10	6	9	7	7	8	9	11	16	22	27	20	11	9	14	17	20	17	13	10	6	6	12	21	13	13
17	24	10	32	40	36	36	33	26	33	16	23	14	11	7	17	36	66	67	53	47	40	37	42	31	32	32
18	29	41	39	43	18	29	12	14	20	8	15	19	8	20	12	10	9	9	6	5	6	22	22	9	18	18
19	15	25	25	31	19	22	18	20	10	31	12	17	24	30	16	13	22	11	24	29	14	15	19	20	20	20
20	18	26	33	35	22	8	12	13	16	6	7	33	32	11	8	7	6	11	16	17	24	24	18	8	17	17
21	17	48	32	15	5	14	15	14	26	15	8	10	14	10	13	14	16	13	16	29	36	36	18	6	18	18
22	6	13	16	29	9	15	11	5	7	8	11	12	15	11	7	9	21	28	23	17	14	14	16	13	14	14
23	8	26	30	16	11	20	16	17	8	7	12	10	5	4	8	9	13	14	11	10	15	21	24	19	14	14
24	8	23	23	15	7	10	12	8	7	5	7	7	6	9	8	9	13	12	15	32	34	17	12	13	13	13
25	13	6	10	25	23	18	6	8	12	17	12	4	4	10	6	7	8	13	12	6	4	14	13	9	11	11
26 Q	10	9	12	6	4	4	5	9	10	9	8	4	7	8	11	8	9	8	12	19	18	17	12	7	9	9
27	11	13	11	9	9	10	13	15	13	12	7	6	5	7	9	9	6	6	8	8	12	16	13	10	10	10
28 Q	13	13	9	8	10	6	10	14	22	24	18	6	4	6	6	5	11	18	8	11	16	21	16	8	12	12
29 Q	15	28	28	22	12	5	7	10	16	18	16	9	4	2	3	6	16	23	14	12	14	12	6	9	13	13
30	5	6	17	21	19	8	4	6	6	5	7	6	4	7	6	7	14	25	18	19	23	31	32	28	14	14
MEAN	16	19	18	17	13	13	13	14	16	15	13	10	10	11	12	12	17	18	14	16	17	19	18	15	15	15

ASY-H INDEX		APR 1996											(PROVISIONAL)											nT		
DAY	0	1	2	3	4	5	6	7	8	9	10	11	12	13	14	15	16	17	18	19	20	21	22	23	24	MEAN
01	18	11	14	17	12	12	24	23	19	17	14	14	20	10	7	13	14	13	13	15	22	35	17	18	16	16
02	13	12	9	5	10	15	14	14	17	25	24	14	6	5	5	8	10	12	15	14	19	24	15	27	14	14
03	18	14	14	10	8	15	19	28	28	23	19	14	7	6	7	9	8	8	16	21	17	21	35	41	17	17
04	28	17	35	31	26	26	28	26	24	26	19	8	16	39	71	52	40	28	14	9	12	12	10	16	26	26
05	23	13	11	11	12	13	15	22	19	9	12	11	14	10	14	22	18	14	13	21	20	30	24	14	16	16
06 Q	17	13	9	7	6	8	13	16	12	11	14	9	4	4	19	30	22	14	10	15	15	10	5	5	12	12
07 Q	6	7	7	8	7	10	19	20	14	18	27	22	20	14	8	11	11	10	10	12	12	13	17	15	13	13
08	10	10	10	10	14	18	18	16	13	16	22	14	6	7	9	13	16	15	14	17	17	20	27	15	14	14
09	10	11	37	25	15	18	38	20	13	14	17	18	17	12	10	13	27	21	25	20	20	21	20	16	19	19
10	14	15	28	24	15	9	8	21	27	33	36	29	19	15	18	18	21	22	23	23	20	18	19	25	21	21
11	27	29	30	26	28	26	24	22	21	34	41	34	24	18	20	22	20	17	10	14	14	9	11	37	23	23
12	72	50	28	22	43	40	28	24	26	35	19	53	64	49	58	40	26	26	25	27	31	40	23	20	36	36
13	20	13	12	16	18	12	11	15	11	11	19	18	15	22	20	16	22	24	22	20	20	20	41	63	20	20
14	56	63	51	48	52	49	27	30	31	22	17	22	38	31	40	25	22	16	17	24	53	30	122	112	42	42
15	75	61	29	24	23	14	26	41	21	24	34	42	44	35	30	41	35	37	20	19	17	17	23	34	32	32
16	26	11	9	12	12	19	21	19	22	16	23	32	23	21	23	26	30	13	10	15	15	11	10	15	18	18
17	30	11	45	68	49	56	53	47	48	36	30	15	13	13	22	70	95	71	61	51	30	38	67	61	45	45
18	35	45	51	55	34	57	29	27	25	20	21	24	16	30	23	21	18	19	17	18	28	53	38	33	31	31
19	36	32	19	33	22	35	21	26	27	22	19	18	26	36	25	20	66	25	39	72	19	20	28	41	30	30
20	32	37	33	27	34	15	16	15	23	27	26	46	42	18	17	16	10	18	38	19	18	27	30	31	26	26
21	27	46	34	24	22	16	19	18	50	44	28	24	21	12	20	13	10	15	13	13	17	25	29	23	23	23
22	15	18	16	29	22	26	24	28	39	40	24	11	15	12	12	15	11	6	16	22	23	15	14	13	19	19
23	13	20	26	30	33	28	18	18	22	20	16	19	20	19	29	36	32	26	22	30	40	36	18	19	25	25
24	23	22	23	27	34	33	29	23	23	20	16	18	16	12	13	14	14	15	13	32	33	31	30	24	22	22
25	20	19	12	11	15	21	23	20	18	9	11	11	14	11	10	19	23	22	17	21	22	18	16	17	17	17
26 Q	20	16	15	12	10	17	22	23	19	10	11	12	18	17	15	12	13	18	20	25	18	16	13	11	16	16
27	8	8	9	12	22	31	31	23	19	8	5	10	12	14	12	9	11	10	7	15	21	26	28	20	15	15
28 Q	22	17	11	9	7	9	10	9	10	21	24	17	10	8	9	12	18	11	9	12	9	6	6	9	12	12
29 Q	11	17	23	23	20	12	15	12	9	10	6	6	6	6	7	16	17	8	4	5	10	7	9	15	11	11
30	12	17	23	27	35	35	29	21	11	12	10	11	9	12	14	28	32	30	32	29	23	17	15	15	21	21
MEAN	25	23	22	23	22	23	22	22	22	21	20	20	19	17	20	22	24	19	19	22	21	22	25	27	22	22

ASY-D INDEX										MAY 1996										(PROVISIONAL)					nT	
DAY	0	1	2	3	4	5	6	7	8	9	10	11	12	13	14	15	16	17	18	19	20	21	22	23	24	MEAN
01		7	10	14	15	18	9	8	17	11	9	7	7	6	6	7	7	6	7	4	7	14	19	17	6	10
02		22	24	15	9	10	7	14	17	20	12	8	9	7	12	13	10	15	23	28	22	9	10	12	9	14
03		21	28	25	14	7	7	11	11	9	9	7	7	9	11	8	15	24	23	16	19	24	27	30	16	16
04		5	8	7	8	14	12	8	9	10	12	11	13	9	7	7	6	10	13	14	17	23	14	9	10	11
05		24	27	16	8	10	5	7	11	10	10	8	6	7	6	4	9	12	10	5	6	11	10	8	9	10
06 Q		7	9	10	16	14	10	10	12	5	4	6	4	3	3	3	5	9	10	6	8	11	11	6	7	8
07 Q		8	8	9	5	6	7	6	11	13	11	8	6	9	5	3	3	8	6	7	7	6	12	22	21	9
08		9	5	11	13	7	9	9	12	11	9	8	7	7	3	5	9	9	16	19	10	15	32	30	11	12
09		9	17	24	22	12	10	9	9	8	7	8	7	5	3	10	9	7	13	8	10	15	26	21	8	12
10		13	20	16	11	14	9	8	7	7	9	9	6	5	3	4	3	6	11	16	14	8	9	6	11	9
11		23	21	10	12	12	11	4	11	12	9	9	10	11	5	5	5	7	13	15	12	13	10	4	9	11
12		28	29	20	14	7	9	11	22	27	21	8	12	7	7	8	9	10	10	12	24	25	24	16	14	16
13		31	23	28	29	22	15	12	10	10	6	9	14	7	9	14	13	20	18	12	12	14	24	19	21	16
14		34	40	29	22	17	11	10	10	4	5	5	9	5	8	12	11	16	22	19	14	20	22	15	8	15
15		21	19	7	8	7	3	15	12	11	9	11	11	9	13	14	15	18	15	16	15	14	10	6	17	12
16		28	32	23	17	9	10	10	7	9	10	11	10	10	9	6	7	15	16	18	25	24	16	15	12	15
17		11	9	2	3	10	18	22	20	22	21	10	10	8	9	11	11	15	19	20	16	12	10	8	5	13
18 Q		10	15	15	16	11	8	9	7	4	4	3	4	6	8	5	6	5	6	6	5	5	6	10	14	8
19		15	9	3	9	17	14	6	6	3	3	7	8	9	5	8	4	5	12	13	20	21	12	5	6	9
20		8	14	8	11	10	4	4	8	8	3	4	8	12	11	17	9	9	6	3	3	6	18	24	21	10
21		17	14	17	18	11	11	10	14	17	22	9	6	6	7	6	6	26	24	18	10	9	9	12	15	13
22		18	12	6	5	7	6	7	9	8	8	7	6	6	6	4	3	5	9	12	20	18	9	16	9	9
23 Q		23	30	36	28	14	8	6	5	5	5	4	6	6	7	8	9	8	6	7	8	3	5	4	5	10
24		7	13	26	21	17	14	11	9	7	5	9	8	8	7	8	9	13	19	20	13	12	19	22	19	13
25		17	11	4	10	21	11	6	4	4	5	8	6	4	4	3	3	6	12	13	21	21	18	14	24	10
26		22	33	18	9	11	13	8	13	11	9	9	4	5	4	7	10	10	10	5	6	14	21	13	7	11
27		23	22	13	8	8	7	9	11	9	13	10	8	10	6	6	5	11	22	25	33	27	21	15	28	15
28 Q		32	30	25	13	7	11	11	10	10	15	11	8	9	7	6	6	9	8	5	5	9	6	8	11	11
29		7	11	12	19	25	19	14	14	17	22	22	15	21	16	14	13	11	13	15	25	28	26	17	8	17
30		10	6	6	15	18	14	8	10	8	7	9	15	7	8	8	6	7	7	9	15	31	45	33	18	13
31		12	22	25	19	13	11	13	10	12	9	11	11	13	13	6	5	8	13	10	12	29	37	23	16	15
MEAN		17	19	15	14	12	10	10	11	10	10	9	8	8	7	8	8	11	13	13	14	16	18	15	13	12

ASY-H INDEX										MAY 1996										(PROVISIONAL)					nT	
DAY	0	1	2	3	4	5	6	7	8	9	10	11	12	13	14	15	16	17	18	19	20	21	22	23	24	MEAN
01		9	13	15	14	32	25	30	56	38	17	10	10	9	9	10	18	21	19	20	19	21	15	12	9	19
02		12	12	14	19	25	29	26	30	19	12	15	16	10	13	18	26	32	32	34	26	14	19	21	16	20
03		15	10	10	16	17	23	20	13	9	11	9	10	10	11	13	30	21	14	14	18	17	16	18	12	15
04		11	8	17	28	17	14	13	13	13	10	9	11	10	14	11	16	11	14	25	18	24	23	26	26	16
05		35	27	14	15	17	12	15	28	17	19	18	11	12	16	11	9	11	14	21	25	25	24	22	16	18
06 Q		15	12	14	21	20	20	18	20	12	11	10	9	6	7	7	6	9	13	18	20	16	17	12	11	13
07 Q		9	11	11	8	8	8	15	21	18	10	7	9	12	19	13	7	7	6	7	9	6	12	13	16	11
08		13	14	23	36	20	21	18	14	21	19	18	19	18	23	21	17	16	18	19	19	18	25	20	12	19
09		15	19	19	28	21	15	10	12	17	16	17	15	16	24	34	40	38	33	23	15	13	20	23	24	21
10		22	21	16	18	28	18	16	17	15	16	20	23	30	37	39	34	32	28	29	23	21	22	15	17	23
11		14	10	7	8	14	21	15	14	14	14	12	8	14	14	9	15	24	26	20	15	14	12	16	17	14
12		12	16	22	20	16	14	13	13	9	6	6	6	10	15	11	14	14	11	6	10	10	5	9	17	12
13		10	14	18	29	29	22	21	26	16	11	13	17	10	16	21	37	41	45	35	34	29	37	27	27	24
14		17	33	28	27	39	22	18	11	16	15	10	10	10	13	33	39	40	48	43	46	56	51	28	19	28
15		23	24	24	22	19	22	23	22	19	20	19	19	18	25	16	15	26	25	31	34	29	29	33	30	24
16		26	23	22	25	21	28	34	18	15	17	20	23	15	6	12	16	16	17	31	33	45	32	30	22	23
17		24	20	21	21	17	18	21	27	29	55	42	25	15	12	14	21	26	34	35	33	41	38	27	22	27
18 Q		22	25	20	25	21	16	10	8	9	13	13	8	6	11	16	9	10	12	12	13	13	11	9	8	13
19		5	7	8	6	5	6	8	10	9	9	10	10	7	8	7	12	13	9	10	15	20	21	21	20	11
20		18	37	32	24	17	14	13	19	21	14	15	8	16	34	26	11	10	11	19	24	22	39	32	29	21
21		20	28	22	18	14	15	19	29	35	32	24	20	12	10	20	29	31	12	10	17	22	20	23	19	21
22		22	19	25	24	23	22	26	26	25	25	19	25	34	35	34	35	34	27	15	24	26	32	30	30	27
23 Q		24	19	19	22	21	21	24	22	19	18	18	18	16	19	18	15	12	10	7	10	16	19	17	18	18
24		16	15	17	16	19	20	16	16	17	16	15	18	25	21	12	9	12	18	19	25	21	20	18	20	18
25		21	25	24	18	26	20	24	27	23	21	22	25	22	17	16	18	15	6	9	15	14	16	13	13	19
26		12	30	25	19	23	17	30	15	15	12	11	13	10	11	11	12	14	16	18	16	9	10	11	13	15
27		11	10	18	23	20	17	16	14	12	12	9	11	21	17	19	26	31	32	43	45	34	28	28	30	22
28 Q		27	27	26	22	20	25	19	20	16	13	12	13	16	17	15	13	20	16	16	21	17	14	15	13	18
29		15	22	23	16	10	11	10	10	9	12	14	10	12	11	15	18	17	16	20	15	19	27	21	13	15
30		17	17	15	12	9	12	8	16	9	10	10	13	9	8	8	12	17	22	16	20	17	24	22	20	14
31		13	12	16	17	15	16	16	7	11	14	10	9	10	10	8	7	10	21	19	13	16	24	21	14	14
MEAN		17	19	19	20	18	18	19	17	16	15	14	14	14	16	17	19	20	20	21	22	21	23	21	18	18

ASY-D INDEX										JUN 1996										(PROVISIONAL)					nT	
DAY	0	1	2	3	4	5	6	7	8	9	10	11	12	13	14	15	16	17	18	19	20	21	22	23	24	MEAN
01 Q	13	17	17	16	7	8	6	4	5	4	5	9	9	6	6	5	17	24	23	23	20	11	5	5	11	
02	6	7	10	8	10	7	8	9	6	10	17	13	8	8	8	8	12	22	19	14	19	19	9	4	11	
03	10	18	15	12	12	9	9	8	11	10	13	13	10	8	6	4	6	9	9	9	10	15	17	18	11	
04	13	5	5	10	15	10	10	14	16	10	8	6	4	3	4	7	9	11	9	7	9	11	13	12	9	
05	15	26	28	23	15	14	12	8	9	9	12	14	7	8	9	11	15	16	15	12	12	13	16	7	13	
06	7	10	17	23	31	33	9	11	22	22	12	14	15	15	8	8	16	18	15	14	14	19	23	13	16	
07	7	8	9	8	6	6	5	8	7	9	11	8	8	6	4	6	10	20	32	28	16	8	10	18	11	
08	16	14	13	10	10	9	5	10	12	10	15	11	5	3	4	4	8	13	14	10	21	24	16	11	11	
09	20	21	16	12	11	7	6	9	9	8	7	6	9	6	7	7	10	10	9	14	17	18	19	19	12	
10	12	10	15	17	16	15	10	5	8	8	10	13	9	9	8	12	10	11	12	12	10	8	16	22	12	
11	21	15	11	9	10	10	8	10	8	6	10	12	13	15	10	11	16	14	11	20	17	14	15	15	13	
12	11	4	5	7	7	11	9	8	7	6	6	8	12	16	14	9	8	7	9	11	15	13	11	9	9	
13 Q	11	9	14	17	14	9	7	5	8	8	10	9	5	4	7	6	6	8	22	28	19	16	17	9	11	
14 Q	7	9	8	10	5	5	9	4	5	8	6	8	5	4	5	9	9	11	10	11	17	23	15	7	9	
15	11	18	22	30	24	13	9	8	7	9	8	6	7	8	10	9	16	29	23	16	14	9	13	12	14	
16	10	9	11	17	12	8	11	11	10	7	9	10	13	11	8	8	9	13	15	10	10	11	12	7	11	
17	5	17	28	38	25	15	7	5	6	11	15	12	8	6	7	8	8	12	11	9	9	11	8	9	12	
18	13	10	13	19	21	18	18	16	12	17	18	12	8	5	8	9	9	7	12	34	37	39	38	48	18	
19	40	32	36	14	12	20	31	22	14	13	15	12	5	10	9	7	13	17	13	7	12	18	16	16	17	
20	10	9	13	17	14	11	17	17	19	19	18	15	12	12	5	5	8	14	10	14	31	36	28	15	15	
21	9	7	7	8	8	5	6	6	5	5	10	10	11	4	4	4	7	11	14	12	12	9	7	11	8	
22 Q	25	23	19	15	11	8	7	10	15	21	21	16	10	11	12	11	15	13	8	12	16	9	6	7	13	
23	19	25	17	9	8	9	9	10	7	4	11	10	8	6	11	8	6	7	15	22	24	21	14	12	12	
24	10	9	12	9	9	8	6	8	9	11	10	6	6	8	9	7	7	10	15	17	15	9	8	6	9	
25 Q	7	18	27	27	16	9	6	7	7	5	3	4	6	4	5	6	12	14	18	13	11	18	21	22	12	
26	25	18	10	11	9	6	5	5	8	8	10	8	7	8	5	5	7	7	11	10	12	22	24	17	11	
27	17	9	9	13	13	12	10	9	12	13	11	14	12	8	8	6	9	17	24	25	21	18	18	16	13	
28	23	21	15	11	8	9	10	11	7	6	6	6	7	10	9	13	22	18	12	9	10	18	16	8	12	
29	17	10	9	5	10	8	11	12	9	8	11	12	11	9	9	23	29	33	40	33	18	28	33	31	17	
30	26	14	7	17	14	10	13	10	17	9	14	12	9	6	3	4	7	14	19	13	8	22	32	39	14	
MEAN	15	14	15	15	13	11	10	9	10	10	11	10	9	8	7	8	11	14	15	15	16	17	16	15	12	

ASY-H INDEX										JUN 1996										(PROVISIONAL)					nT	
DAY	0	1	2	3	4	5	6	7	8	9	10	11	12	13	14	15	16	17	18	19	20	21	22	23	24	MEAN
01 Q	32	34	33	32	26	28	23	20	19	16	18	21	23	25	25	30	38	41	41	39	34	31	27	28	29	
02	28	23	19	17	18	16	14	15	17	17	14	12	8	7	6	8	13	19	27	33	31	18	15	15	17	
03	16	18	14	12	12	14	14	18	16	14	20	20	17	8	7	13	17	22	27	28	30	27	23	19	18	
04	17	18	15	15	14	16	20	16	12	14	16	12	11	17	15	17	18	17	10	16	19	18	13	13	15	
05	22	22	17	16	16	27	25	15	21	21	23	24	25	27	21	9	12	13	14	12	17	24	25	18	19	
06	13	14	18	21	42	48	15	21	27	30	14	15	19	24	20	25	35	27	21	21	21	24	20	17	23	
07	15	14	11	11	13	12	15	20	19	17	16	13	14	13	8	9	20	32	24	16	10	12	15	17	15	
08	21	17	11	9	9	10	13	15	17	10	8	5	5	8	15	12	13	16	25	26	25	18	18	14	14	
09	13	16	15	9	10	16	19	15	10	7	7	10	10	11	17	15	9	16	17	13	14	14	12	6	13	
10	15	25	20	12	14	7	4	3	9	11	6	8	9	13	13	17	18	12	6	18	23	26	28	25	14	
11	24	27	29	22	16	11	12	11	9	5	7	8	7	9	12	11	15	21	31	30	20	19	14	14	16	
12	12	9	13	12	12	11	7	11	10	9	11	8	7	10	16	15	12	15	20	25	21	19	17	11	13	
13 Q	7	8	10	9	6	9	6	5	5	5	4	8	11	10	8	6	6	11	17	18	16	17	10	7	9	
14 Q	7	11	8	6	8	11	9	9	8	13	10	8	10	13	16	13	6	12	15	16	13	9	9	10	10	
15	6	15	21	20	17	15	15	11	14	12	14	23	22	16	12	10	7	18	20	32	24	16	23	17	17	
16	9	12	10	20	24	15	13	12	8	16	14	11	8	9	12	11	7	10	14	10	8	11	9	7	12	
17	8	6	9	18	22	18	12	9	11	24	11	13	13	21	30	30	25	15	16	21	23	30	21	13	17	
18	8	9	8	10	8	11	17	19	11	13	13	13	17	25	28	22	20	14	15	17	23	23	20	44	17	
19	48	45	43	20	19	19	30	19	17	17	16	17	16	14	12	13	13	13	18	26	27	23	19	16	22	
20	14	16	13	10	7	9	12	10	10	13	14	14	13	12	10	12	17	17	18	18	17	20	21	18	14	
21	18	12	9	11	12	13	16	12	7	8	11	10	11	12	10	9	7	16	22	16	12	16	15	10	12	
22 Q	9	11	13	15	15	13	9	11	10	13	9	5	5	7	5	7	8	10	9	14	15	16	16	16	11	
23	17	18	17	12	10	11	13	12	10	11	11	8	7	5	15	11	10	10	9	12	13	14	16	15	12	
24	17	19	28	23	18	17	16	24	16	11	11	15	12	7	11	13	8	9	12	23	21	24	23	17	17	
25 Q	13	12	16	22	18	13	9	7	8	9	10	7	7	10	18	27	31	29	19	17	10	8	9	13	14	
26	20	23	25	17	12	12	17	15	13	11	12	12	13	14	13	17	15	10	8	6	10	12	19	20	14	
27	18	20	18	18	18	19	18	13	10	12	16	19	13	14	9	10	19	16	12	14	13	15	14	17	15	
28	17	20	20	17	17	21	18	27	17	8	8	6	9	12	10	7	10	15	18	13	9	14	19	23	15	
29	25	28	21	13	16	19	17	11	12	9	10	11	10	11	23	32	26	31	35	31	29	23	26	29	21	
30	20	9	10	12	19	19	16	17	22	12	10	10	11	9	10	8	8	15	15	12	10	18	15	29	14	
MEAN	17	18	17	15	16	16	15	14	13	13	12	12	12	13	14	15	15	17	19	20	19	19	18	17	16	

ASY-D INDEX										JUL 1996										(PROVISIONAL)					nT	
DAY	0	1	2	3	4	5	6	7	8	9	10	11	12	13	14	15	16	17	18	19	20	21	22	23	24	MEAN
01	24	30	24	15	10	11	10	10	10	10	9	8	6	9	8	10	9	12	18	13	11	18	18	21	13	
02	19	18	20	13	9	12	11	13	9	12	12	10	12	9	7	11	13	17	11	16	35	51	48	41	18	
03	47	31	13	27	24	22	13	11	21	16	12	14	8	6	6	5	5	17	9	14	18	15	11	13	16	
04	31	36	37	32	36	28	17	8	12	16	11	6	6	6	10	11	8	9	17	19	12	25	26	20	18	
05	14	13	22	25	19	18	17	15	16	20	30	11	9	7	9	7	13	20	14	13	22	29	23	14	17	
06	19	21	19	13	6	8	7	6	7	9	12	12	10	7	7	6	10	13	6	19	29	26	19	10	12	
07	7	7	9	8	8	15	15	18	11	11	15	12	6	8	13	7	12	14	13	14	12	17	10	10	11	
08	9	8	11	16	11	14	14	23	19	17	18	17	12	10	9	21	15	20	25	15	19	18	13	12	15	
09 Q	19	22	21	16	10	5	7	7	5	6	8	7	6	5	4	7	8	6	7	12	14	8	11	10	10	
10 Q	9	10	5	5	7	8	6	6	6	5	5	6	6	6	9	5	5	6	17	13	6	8	11	16	8	
11 Q	10	7	10	10	8	8	12	9	12	12	12	8	6	8	7	10	11	14	12	10	10	7	6	8	9	
12	13	16	11	20	27	21	29	35	26	17	19	14	12	13	15	16	16	19	19	25	34	39	19	9	20	
13	21	23	24	20	18	11	9	10	10	9	15	11	7	12	11	13	7	8	11	10	9	17	9	4	12	
14	12	15	17	16	10	12	9	8	10	14	17	12	7	11	10	10	9	6	7	10	12	16	20	18	12	
15	14	13	11	10	9	9	10	13	14	14	14	9	7	11	12	13	17	22	23	23	21	22	12	8	14	
16	10	17	15	20	21	17	14	12	13	18	17	8	10	13	14	10	12	24	22	12	21	29	22	7	16	
17	9	18	37	25	10	10	9	8	9	12	10	12	14	7	4	9	15	11	12	13	21	30	30	12	15	
18	10	10	26	33	26	15	13	10	7	9	13	12	12	9	13	13	7	21	16	17	14	24	28	22	16	
19	21	23	21	11	19	23	17	10	10	13	9	8	10	6	5	10	15	15	26	28	11	27	37	31	17	
20	13	22	34	20	18	20	20	20	16	15	16	27	14	5	11	10	8	11	14	18	14	18	28	34	18	
21	31	21	11	8	16	16	8	11	8	9	8	7	12	18	15	14	8	12	11	14	12	9	10	18	13	
22	16	17	14	10	7	8	8	8	7	13	11	10	12	11	13	11	10	7	15	10	7	24	21	11	12	
23	10	8	8	15	22	12	14	12	12	12	10	10	6	5	12	14	14	12	16	20	19	14	14	13	13	
24 Q	11	12	15	16	16	11	12	11	8	7	5	6	5	4	6	8	9	9	11	11	10	12	8	8	10	
25	5	10	18	16	11	11	16	15	16	21	17	12	11	9	9	11	10	6	7	10	26	31	24	12	14	
26	7	9	9	13	10	11	12	11	11	13	13	9	7	9	8	8	12	18	15	10	12	22	27	19	12	
27 Q	28	32	28	13	12	9	9	7	11	12	12	11	11	14	14	9	6	5	6	7	9	13	14	9	12	
28	8	8	14	19	16	14	13	10	14	17	20	19	16	22	19	11	13	22	43	18	15	33	39	29	19	
29	30	31	28	26	24	29	25	19	17	23	24	17	12	10	8	10	5	5	4	6	12	20	23	23	18	
30	21	22	15	9	7	6	8	13	16	13	16	18	17	16	16	9	5	9	8	19	29	29	28	18	15	
31	24	38	26	16	11	11	13	14	14	15	20	19	19	20	20	10	21	17	13	6	8	22	25	22	18	
MEAN	17	18	19	17	15	14	13	12	12	13	14	12	10	10	10	10	11	13	14	14	16	22	20	16	14	

ASY-H INDEX										JUL 1996										(PROVISIONAL)					nT	
DAY	0	1	2	3	4	5	6	7	8	9	10	11	12	13	14	15	16	17	18	19	20	21	22	23	24	MEAN
01	17	9	10	10	10	12	14	14	11	10	8	9	13	13	13	13	11	13	15	17	29	32	23	22	14	
02	23	21	17	10	11	16	17	16	10	10	14	20	20	13	5	12	19	15	16	16	18	20	23	17	16	
03	15	23	15	23	24	20	13	11	32	15	11	19	20	25	26	16	10	18	11	11	14	19	16	14	18	
04	13	13	32	55	59	43	28	15	19	13	13	10	6	7	8	8	16	22	18	17	24	29	28	23	22	
05	22	28	42	45	24	18	15	19	17	16	20	11	9	9	12	24	27	18	13	14	24	22	19	20	20	
06	16	12	7	6	9	14	18	14	14	22	21	10	12	17	13	18	20	22	16	10	8	6	9	10	13	
07	6	6	9	11	7	21	27	13	10	6	8	6	11	9	20	27	35	16	10	10	13	8	5	11	13	
08	12	5	4	5	5	7	6	28	34	12	13	10	11	11	17	29	14	13	15	8	13	11	10	10	13	
09 Q	9	7	6	6	7	10	6	8	11	7	5	5	6	7	7	8	19	23	17	12	13	13	12	13	10	
10 Q	10	6	4	5	5	8	6	4	5	6	5	4	5	4	8	13	12	9	5	8	12	10	5	4	7	
11 Q	5	5	6	10	8	10	8	6	5	5	5	5	6	8	20	20	23	29	17	11	13	13	13	15	11	
12	13	9	12	15	21	26	25	38	41	17	11	10	13	10	12	24	23	30	32	32	31	22	19	22	21	
13	12	12	13	18	24	23	16	8	8	14	13	14	14	21	26	29	23	18	11	10	9	19	22	26	17	
14	16	11	8	8	12	13	12	8	13	15	15	15	15	16	11	7	9	16	16	11	17	28	25	22	14	
15	11	13	15	19	21	19	13	7	9	13	17	18	10	11	18	20	20	18	18	16	23	20	16	10	16	
16	4	9	10	6	11	10	7	4	5	8	12	14	9	15	19	22	13	8	11	18	17	14	13	16	11	
17	11	10	19	21	18	17	14	11	8	10	7	15	14	17	15	22	12	12	17	17	12	17	27	21	15	
18	10	15	20	17	10	9	9	18	12	13	10	12	11	7	14	19	13	42	22	14	6	9	13	17	14	
19	10	9	14	14	17	15	11	9	11	11	11	12	5	6	7	9	15	10	8	7	8	9	13	20	11	
20	11	14	33	37	35	30	19	10	14	16	21	22	27	17	13	10	12	18	14	12	14	18	15	11	18	
21	13	15	15	8	9	9	7	6	9	14	13	7	8	14	18	18	27	26	12	15	18	19	15	9	13	
22	7	14	12	14	10	9	9	8	9	11	13	11	9	13	9	7	17	22	25	13	14	15	16	15	13	
23	9	9	9	13	24	14	7	5	10	12	15	10	6	10	13	10	17	16	18	22	24	19	17	15	14	
24 Q	12	12	12	14	15	10	6	8	7	10	5	5	7	7	7	11	12	8	7	13	11	12	15	19	10	
25	22	24	24	24	22	16	9	8	7	6	9	8	8	7	10	6	7	10	7	23	17	15	20	19	14	
26	13	11	8	14	16	13	11	8	4	6	6	7	7	8	16	22	25	28	26	16	9	11	16	16	13	
27 Q	5	4	8	15	13	3	3	6	9	6	7	4	10	13	16	10	12	11	11	10	13	11	11	9	9	
28	9	10	8	8	9	10	10	9	7	5	7	8	14	30	23	24	32	53	37	23	30	34	35	21	19	
29	9	10	13	9	12	22	23	20	23	25	24	22	22	20	9	9	20	20	13	11	10	14	16	17	16	
30	13	14	14	13	6	6	9	23	13	17	12	12	12	13	13	13	21	27	30	29	26	22	20	18	17	
31	26	45	41	23	17	19	12	8	18	41	31	28	24	24	38	21	25	31	16	14	21	39	39	29	26	
MEAN	12	13	15	16	16	15	13	12	13	13	12	12	12	13	15	16	18	20	16	15	16	18	18	16	15	

ASY-D INDEX					AUG 1996										(PROVISIONAL)										nT	
DAY	0	1	2	3	4	5	6	7	8	9	10	11	12	13	14	15	16	17	18	19	20	21	22	23	24	MEAN
01	11	19	12	14	19	22	23	18	9	9	13	16	14	13	9	14	12	11	14	23	33	25	19	29	17	
02	19	16	9	11	21	25	23	19	16	10	8	15	15	12	10	10	17	21	16	27	42	38	19	7	18	
03	20	25	18	8	17	24	22	16	8	6	8	18	9	9	9	10	14	17	12	26	43	39	32	28	18	
04	12	7	5	7	8	21	27	24	14	13	7	6	6	7	10	13	13	17	10	25	46	48	35	14	16	
05	6	12	11	6	15	29	31	24	11	6	3	4	8	7	7	10	11	20	28	16	11	10	6	5	12	
06	8	8	11	14	17	21	22	17	8	5	7	6	14	11	9	10	9	20	16	14	21	23	24	18	14	
07	16	15	13	10	5	5	12	11	10	11	10	11	9	6	7	7	13	13	10	14	19	24	28	23	13	
08 Q	16	9	11	8	8	7	8	10	10	11	13	14	8	4	7	6	5	7	10	10	10	7	5	6	9	
09	7	4	6	9	11	14	17	15	12	9	9	15	14	9	6	8	9	9	9	11	10	8	13	18	10	
10 Q	22	23	22	24	20	21	20	15	12	7	7	9	10	7	6	8	8	14	4	4	3	4	4	13	12	
11 Q	18	19	21	20	17	12	12	15	18	19	14	9	7	6	8	8	8	11	4	10	19	17	10	8	13	
12 Q	13	13	12	10	9	11	10	9	8	11	12	11	10	11	11	7	7	14	6	4	7	7	10	13	10	
13	15	14	11	8	10	7	4	10	12	9	11	11	13	6	6	8	7	10	17	26	30	32	31	18	14	
14	8	7	7	3	10	11	13	16	18	16	20	22	29	13	11	10	10	20	20	29	35	33	29	27	17	
15	18	10	10	16	20	19	17	12	9	14	20	18	14	12	12	13	11	5	16	37	37	41	47	33	19	
16	17	10	11	7	13	15	16	13	9	14	14	13	13	9	12	21	21	21	16	19	36	35	31	20	17	
17	10	8	28	32	32	26	23	19	8	5	7	5	8	8	12	13	14	19	16	30	51	61	49	26	21	
18	8	10	6	12	20	25	25	19	8	10	11	10	7	6	6	11	19	22	16	20	36	34	21	11	15	
19 Q	5	6	11	13	9	16	22	17	9	11	12	17	10	6	10	11	17	19	16	21	25	17	11	8	13	
20	7	13	19	27	19	13	12	15	15	11	9	8	7	7	7	11	9	10	15	37	41	27	19	11	15	
21	9	13	10	10	20	18	19	16	15	15	8	7	16	13	10	13	16	13	18	37	36	18	13	11	16	
22	15	15	20	24	23	21	14	9	12	11	8	4	8	12	14	12	12	10	25	45	41	19	6	9	16	
23	12	10	11	10	13	27	21	17	18	16	10	13	14	9	16	14	13	13	16	32	30	21	15	16	16	
24	27	30	29	21	18	14	13	18	15	13	13	14	13	12	11	12	11	10	17	28	28	31	37	34	19	
25	36	33	19	12	9	8	11	25	23	18	15	18	15	12	14	23	14	18	22	21	10	14	17	20	18	
26	24	30	23	17	16	13	29	18	26	15	16	15	12	12	15	16	13	14	15	13	9	13	14	11	17	
27	19	23	27	35	16	4	7	18	19	14	18	14	12	7	7	10	11	29	17	17	23	20	11	8	16	
28	17	16	14	17	21	16	15	14	9	12	12	11	15	17	24	24	14	16	14	30	38	34	27	14	18	
29	22	39	33	59	70	43	27	47	24	23	12	27	21	20	26	23	15	18	19	27	29	20	19	41	29	
30	54	37	29	28	25	21	34	17	11	6	9	10	14	12	11	13	10	12	19	19	15	13	15	12	19	
31	15	21	31	29	23	21	27	17	16	12	11	31	30	16	13	15	12	15	17	17	14	10	9	6	18	
MEAN	16	17	16	17	18	18	19	17	13	12	11	13	13	10	11	12	12	15	15	22	27	24	20	17	16	

ASY-H INDEX					AUG 1996										(PROVISIONAL)										nT	
DAY	0	1	2	3	4	5	6	7	8	9	10	11	12	13	14	15	16	17	18	19	20	21	22	23	24	MEAN
01	22	32	26	21	21	21	19	23	19	22	23	14	11	19	14	27	34	25	17	18	20	16	15	19	21	
02	31	24	15	16	16	12	16	24	44	25	18	15	13	11	15	29	31	23	19	19	18	15	11	8	19	
03	7	15	23	15	11	14	18	23	18	12	21	9	11	19	32	28	19	13	10	16	22	24	25	17		
04	21	21	18	10	9	9	15	18	15	14	15	12	11	15	10	18	21	14	8	6	13	13	14	14	14	
05	18	10	9	10	14	21	28	20	14	12	15	16	10	7	7	15	26	21	14	6	7	10	17	17	14	
06	19	15	11	17	18	16	15	12	9	10	9	9	12	8	9	24	24	13	13	15	30	19	18	13	15	
07	15	19	19	21	19	19	18	13	13	14	9	8	5	6	11	18	32	28	12	13	30	30	23	24	17	
08 Q	33	35	32	25	19	15	11	12	11	12	12	10	7	12	13	15	13	17	15	14	14	12	9	6	16	
09	12	18	16	14	13	15	11	13	13	13	19	14	9	12	13	14	13	11	15	14	13	14	15	15	14	
10 Q	14	12	12	16	18	16	15	12	10	10	12	10	6	8	10	12	9	9	6	6	7	9	8	6	10	
11 Q	8	8	9	13	9	8	14	15	16	13	11	11	8	8	19	25	19	18	21	23	19	18	13	7	14	
12 Q	8	11	12	15	15	17	18	13	15	9	11	11	10	13	8	5	11	18	16	18	17	14	15	20	13	
13	21	16	16	13	14	14	13	20	19	9	7	6	6	14	17	15	9	7	14	17	15	19	24	20	14	
14	20	19	15	16	17	13	17	20	17	16	18	22	18	26	18	13	17	29	22	31	29	28	24	23	20	
15	24	18	11	9	8	13	14	20	14	14	20	12	13	11	17	31	47	38	24	13	21	27	33	38	20	
16	27	27	22	20	20	22	23	22	17	9	8	9	13	10	24	49	45	45	46	34	37	29	25	19	25	
17	25	29	39	31	27	25	24	27	31	24	25	25	29	26	26	37	33	29	27	33	36	35	40	35	30	
18	26	24	24	24	24	24	21	20	21	21	25	31	28	31	37	49	51	34	20	20	23	25	26	28	27	
19 Q	25	27	27	26	23	26	23	20	21	31	32	28	24	25	31	44	45	20	32	29	29	25	20	28	28	
20	32	33	27	25	29	25	22	33	31	20	27	28	25	20	24	40	44	37	27	27	34	26	19	21	28	
21	24	25	29	26	20	20	19	20	25	29	29	26	28	26	30	41	45	42	30	18	13	15	20	28	26	
22	34	33	28	24	23	25	23	21	23	28	30	31	30	30	35	48	45	33	33	41	39	30	34	32	31	
23	34	31	27	24	24	28	39	28	36	40	41	32	33	33	31	35	38	36	35	30	38	39	39	39	34	
24	33	32	29	28	24	25	25	42	47	33	25	27	27	26	27	30	36	30	22	11	11	22	30	25	28	
25	28	31	31	29	23	27	28	44	62	37	38	26	33	23	22	34	23	16	27	28	29	25	27	31	30	
26	29	25	28	30	33	33	56	33	45	48	37	32	31	30	33	40	39	23	25	34	40	38	37	31	35	
27	27	23	20	25	27	25	23	25	42	27	24	28	34	36	41	45	42	65	37	49	52	45	41	34	35	
28	29	27	20	20	27	24	27	34	26	28	46	34	29	33	41	51	40	38	19	29	43	37	40	46	33	
29	45	66	38	72	100	83	58	104	73	52	44	44	48	58	59	58	56	53	47	50	44	41	44	69	59	
30	60	37	37	40	52	45	72	40	37	36	35	35	39	41	48	52	51	45	53	58	58	49	43	38	46	
31	42	46	57	38	41	43	49	47	47	39	40	63	58	46	42	54	56	45	41	46	39	32	35	37	45	
MEAN	26	25	23	23	24	23	25	26	27	23	23	22	21	22	24	32	33	28	24	25	27	25	25	26	25	

ASY-D INDEX										SEP 1996										(PROVISIONAL)				nT		
DAY	0	1	2	3	4	5	6	7	8	9	10	11	12	13	14	15	16	17	18	19	20	21	22	23	24	MEAN
01 Q	19	14	15	10	15	13	11	11	9	22	23	15	14	10	7	6	4	5	10	15	13	11	5	6	12	
02 Q	10	6	9	16	12	10	9	9	9	10	10	11	7	13	16	16	14	11	6	10	10	9	5	7	10	
03 Q	12	16	20	16	15	11	10	9	10	9	8	14	9	8	8	3	3	4	7	18	24	18	10	5	11	
04	8	7	6	8	14	10	10	13	12	12	13	7	6	8	9	12	29	23	14	11	16	30	30	9	13	
05	5	7	7	12	12	15	12	10	10	14	23	25	15	7	5	5	10	9	6	8	17	24	34	32	14	
06 Q	22	17	12	16	20	20	19	17	15	12	12	13	10	6	4	9	14	10	8	15	22	16	10	18	14	
07	24	18	8	10	20	24	25	21	24	19	20	19	11	9	10	9	15	15	12	17	20	12	8	10	16	
08	11	8	9	18	25	20	16	13	12	13	15	16	13	11	9	5	10	11	6	1	5	13	19	23	13	
09	24	20	8	6	11	12	13	11	10	14	10	17	12	10	10	12	13	15	9	26	37	35	29	14	16	
10	16	16	37	41	20	24	40	15	28	31	33	25	35	11	17	20	20	17	17	17	26	16	11	18	23	
11	31	28	29	24	30	22	20	39	31	33	43	27	24	26	29	14	5	8	10	11	8	17	34	42	24	
12	41	35	35	17	16	20	23	16	16	23	28	23	14	5	32	17	18	20	26	21	16	17	18	21	22	
13	64	34	12	5	11	19	19	17	7	7	15	31	14	4	5	7	8	10	13	29	38	34	27	25	19	
14	35	22	12	12	15	18	17	14	25	17	21	25	11	10	9	8	10	9	6	8	8	6	6	10	14	
15	13	12	10	13	18	25	23	32	18	18	18	22	41	19	10	6	7	11	13	8	30	17	26	26	18	
16	21	16	10	30	20	14	19	26	20	17	23	18	30	25	13	41	25	22	23	16	12	10	22	19	20	
17	18	14	11	12	12	12	13	8	3	6	8	11	11	11	13	13	18	19	16	11	16	20	17	16	13	
18	20	14	15	18	13	11	11	11	16	28	29	36	32	33	17	18	27	23	35	29	18	19	8	10	20	
19	14	13	15	19	15	11	13	20	30	27	18	26	14	10	6	6	30	28	42	53	33	16	18	14	20	
20	35	27	13	13	33	17	34	26	37	63	35	13	24	24	23	19	17	15	21	22	16	26	20	45	26	
21	51	12	22	12	10	17	10	4	37	31	18	11	9	15	11	9	22	22	14	12	11	14	8	13	16	
22	21	26	21	14	11	22	31	34	27	27	24	27	54	65	45	42	35	24	28	27	24	15	10	7	27	
23	9	14	18	37	24	22	25	21	64	46	28	28	43	54	37	28	27	20	17	15	8	18	16	10	26	
24	12	13	11	14	16	13	14	13	18	28	40	39	31	29	15	9	11	16	20	19	23	17	14	12	19	
25	18	21	17	18	26	19	20	22	17	19	26	37	28	26	17	10	20	22	27	22	15	13	14	11	20	
26	9	8	12	34	19	30	34	19	16	16	13	27	28	13	13	18	52	43	31	78	31	10	20	17	25	
27	31	24	14	15	13	23	21	21	19	22	31	35	27	22	12	8	11	13	15	19	18	14	12	10	19	
28	12	17	17	23	26	26	36	15	17	11	12	19	22	13	15	15	16	14	20	26	22	10	6	11	17	
29	10	14	18	18	17	13	15	14	13	11	8	9	8	7	9	11	11	9	7	12	9	11	7	9	11	
30 Q	15	28	28	17	14	12	12	11	8	9	9	10	12	10	14	14	14	16	12	9	12	16	14	9	14	
MEAN	21	17	16	17	17	18	19	17	18	21	21	21	20	17	15	14	17	16	16	19	19	17	16	16	18	

ASY-H INDEX										SEP 1996										(PROVISIONAL)				nT		
DAY	0	1	2	3	4	5	6	7	8	9	10	11	12	13	14	15	16	17	18	19	20	21	22	23	24	MEAN
01 Q	11	12	9	9	6	7	9	11	8	16	20	13	12	12	14	14	15	12	15	19	11	14	16	18	13	
02 Q	19	17	15	18	9	5	8	17	19	10	4	7	12	14	12	12	12	12	12	12	12	10	12	12	12	
03 Q	11	12	9	4	5	8	12	10	9	9	15	19	16	5	6	6	7	10	16	15	15	12	10	7	10	
04	7	9	8	7	8	13	18	12	6	9	8	6	6	8	18	25	27	20	18	22	24	35	44	29	16	
05	15	14	16	21	22	15	12	11	11	13	16	12	10	7	7	14	10	7	10	14	14	11	17	21	13	
06 Q	17	10	10	11	10	8	9	9	15	18	13	12	13	11	7	9	10	8	10	10	9	12	17	20	12	
07	19	17	12	11	16	20	16	15	24	20	19	18	11	10	19	22	17	17	10	10	11	14	14	17	16	
08	17	12	10	13	19	10	11	11	11	10	7	8	8	7	6	6	4	6	7	8	6	6	7	9	15	
09	6	9	6	5	4	4	12	17	11	11	24	21	21	17	9	9	9	14	19	22	25	25	33	39	15	
10	34	37	50	76	42	33	66	15	29	82	29	24	51	14	22	27	22	16	42	29	26	21	18	16	34	
11	27	43	48	41	59	46	26	34	22	28	38	34	30	26	30	21	23	25	24	25	28	58	30	46	34	
12	40	32	28	41	35	10	10	71	60	39	32	26	15	16	55	24	43	23	28	30	30	20	15	10	31	
13	42	29	15	5	10	24	25	20	20	23	21	24	31	17	17	19	17	20	36	29	26	31	22	21	23	
14	31	29	22	15	18	28	19	22	24	16	17	18	15	21	26	21	18	11	9	9	13	14	15	12	19	
15	13	16	21	18	19	16	30	42	30	26	32	38	41	28	27	26	17	15	14	26	91	26	20	20	27	
16	19	25	28	46	32	22	26	64	40	28	27	23	27	39	22	45	25	15	16	16	19	29	35	20	29	
17	25	28	29	28	28	22	21	19	22	24	25	28	31	30	30	17	9	15	27	25	19	21	26	24		
18	26	32	23	21	21	23	23	21	37	51	57	36	54	41	34	26	19	15	19	17	23	32	19	16	29	
19	17	19	20	21	22	26	30	25	25	27	27	34	29	39	39	44	48	107	45	57	44	34	23	19	34	
20	64	58	21	25	56	30	49	56	44	33	48	44	49	59	42	33	27	25	28	17	20	36	35	76	41	
21	77	33	55	48	36	29	25	25	44	61	34	33	33	44	39	34	33	65	19	20	24	30	26	23	37	
22	42	51	49	25	24	26	28	71	66	41	30	29	50	60	35	58	36	35	31	24	18	13	13	17	36	
23	21	21	26	66	62	56	59	54	38	49	55	51	40	31	41	57	42	36	27	28	28	45	41	30	42	
24	36	36	27	23	23	26	25	23	28	29	26	26	27	37	43	42	40	28	21	20	18	18	21	24	28	
25	24	23	23	27	36	27	25	27	46	55	39	33	42	39	42	35	30	25	20	15	12	11	23	22	29	
26	20	22	27	58	41	43	39	27	27	27	30	30	38	36	33	35	56	41	41	117	28	25	26	31	37	
27	53	44	29	30	29	44	42	42	27	24	45	40	39	36	31	34	31	33	29	25	18	19	22	19	33	
28	19	22	22	26	31	41	42	30	29	29	31	30	29	27	25	15	11	26	17	14	17	19	24	29	25	
29	26	24	23	20	19	19	23	22	24	24	24	28	38	39	32	23	20	20	32	31	18	17	18	21	24	
30 Q	19	20	19	19	21	24	24	23	24	25	24	23	24	26	26	20	16	25	29	28	26	21	19	18	23	
MEAN	27	25	23	26	26	23	25	28	27	29	27	26	28	27	26	26	23	24	22	25	23	23	22	23	25	

ASY-D INDEX										OCT 1996										(PROVISIONAL)					nT	
DAY	0	1	2	3	4	5	6	7	8	9	10	11	12	13	14	15	16	17	18	19	20	21	22	23	24	MEAN
01	9	4	7	7	8	13	16	12	14	16	14	12	11	8	7	8	10	11	19	25	21	14	16	14	12	
02	11	10	12	12	18	27	22	20	17	11	9	11	12	11	7	15	13	11	17	20	22	19	18	13	15	
03	7	11	13	10	21	24	21	28	21	17	15	9	10	10	10	22	30	14	13	21	15	13	8	8	15	
04	8	11	10	6	3	6	8	8	8	9	10	10	8	7	9	22	14	9	7	7	5	5	8	6	8	
05 Q	6	9	10	9	6	4	5	6	6	4	6	6	8	7	7	8	5	5	5	5	10	14	10	7	4	8
06 Q	7	6	5	6	5	10	11	12	16	16	11	8	6	5	6	7	5	5	5	10	14	10	7	4	8	
07 Q	10	22	24	14	12	11	11	7	5	5	7	11	10	7	8	9	10	10	6	5	8	5	7	3	10	
08	3	5	7	7	10	16	18	12	13	15	11	7	9	9	10	16	14	28	25	22	25	10	5	4	13	
09	13	12	9	7	27	18	16	20	33	20	12	10	13	10	12	15	10	17	17	11	13	15	21	22	16	
10	14	10	9	18	5	8	10	8	11	21	25	27	25	19	12	11	9	14	11	7	10	7	8	7	13	
11	5	6	8	6	5	13	20	11	13	30	28	17	12	9	20	10	9	14	23	16	11	7	8	8	13	
12	7	8	9	9	11	14	20	19	6	4	5	14	25	14	25	27	30	24	19	18	16	19	25	22	16	
13	17	11	13	28	38	10	9	17	18	17	25	14	13	16	6	5	5	10	10	7	9	7	6	15	14	
14	26	14	18	18	9	8	7	8	9	8	28	16	16	13	12	11	7	9	10	14	10	7	6	10	12	
15	14	9	11	12	12	13	6	5	10	7	5	10	14	13	7	6	12	9	14	23	14	5	7	7	10	
16	5	6	7	11	10	8	14	30	32	24	19	9	6	16	27	16	17	15	9	7	6	6	6	11	13	
17	7	9	11	8	6	5	7	9	20	26	19	8	5	5	8	8	13	21	15	13	13	19	17	15	12	
18	11	8	34	44	39	23	15	23	24	27	26	22	18	5	4	6	5	9	12	10	12	14	18	23	18	
19	21	22	30	22	27	24	24	15	24	30	57	36	13	24	38	46	40	23	15	15	13	45	31	27	28	
20	28	31	16	21	14	18	14	17	18	20	30	25	24	17	22	10	9	10	8	6	13	20	19	10	18	
21	7	12	10	7	7	8	6	5	9	21	19	4	5	8	7	10	10	8	8	7	7	8	8	10	9	
22	12	17	19	18	8	7	23	15	12	40	32	17	27	42	25	38	17	16	28	17	12	8	54	78	24	
23	72	68	75	73	56	46	28	21	9	40	29	14	10	6	4	3	10	16	16	12	8	7	10	9	27	
24	5	7	10	17	12	10	12	17	15	9	5	8	5	8	14	28	34	19	14	10	10	7	7	8	13	
25	5	6	11	12	17	30	37	36	22	9	6	9	7	5	11	11	10	12	9	14	19	18	15	13	14	
26 Q	9	8	8	7	7	11	22	17	18	14	4	4	8	8	4	4	5	8	6	4	7	6	9	7	9	
27 Q	10	12	13	16	11	7	7	6	7	9	6	5	9	9	5	4	8	9	7	13	12	6	8	9	9	
28	9	16	12	13	8	14	22	15	21	15	14	10	8	4	6	10	9	9	6	8	11	16	11	10	12	
29	22	9	16	15	15	11	10	10	7	10	13	16	11	4	20	28	21	14	9	18	8	7	28	7	14	
30	3	7	9	6	5	4	5	7	6	9	11	8	6	3	6	19	14	25	14	22	10	10	15	27	11	
31	22	14	17	5	10	11	9	16	34	37	26	13	5	5	4	3	5	7	10	5	5	15	22	25	14	
MEAN	13	13	15	15	14	14	15	14	15	18	17	13	12	10	12	14	13	13	13	13	12	12	14	14	14	

ASY-H INDEX										OCT 1996										(PROVISIONAL)					nT	
DAY	0	1	2	3	4	5	6	7	8	9	10	11	12	13	14	15	16	17	18	19	20	21	22	23	24	MEAN
01	15	20	23	24	24	29	23	19	16	17	20	25	24	20	21	32	36	30	22	14	11	15	12	22	21	
02	25	28	30	24	23	20	22	17	21	24	24	24	23	20	25	30	19	15	12	13	8	9	20	18	21	
03	13	12	16	14	19	29	23	26	19	22	23	27	24	19	23	49	52	15	15	40	28	21	17	16	23	
04	17	16	18	16	14	16	14	15	21	18	16	18	16	12	16	29	16	11	7	10	10	9	9	8	15	
05 Q	9	9	5	6	4	4	4	9	15	17	11	6	3	5	10	11	11	9	8	8	9	7	4	3	8	
06 Q	9	8	11	15	15	10	6	7	12	8	7	7	5	5	4	8	9	9	8	7	5	7	8	10	8	
07 Q	10	9	13	13	10	11	15	12	9	8	6	8	8	8	11	17	22	12	6	8	10	13	13	15	11	
08	14	7	8	10	9	13	15	15	23	26	20	16	11	9	12	31	20	31	47	52	28	13	11	11	19	
09	13	13	12	22	44	34	29	35	45	31	18	18	13	9	13	19	12	21	28	27	21	19	20	25	23	
10	33	28	21	32	21	15	9	7	9	13	9	12	16	16	16	12	11	8	8	10	10	10	13	10	14	
11	15	12	7	12	23	17	9	14	15	21	18	13	10	17	37	12	14	17	34	29	22	15	13	17	17	
12	19	15	13	26	27	25	19	12	12	11	7	16	33	16	18	28	37	29	21	16	16	19	37	33	21	
13	22	24	23	28	67	35	29	35	41	54	25	22	15	15	14	11	6	11	11	9	19	20	29	29	25	
14	26	33	38	24	25	16	17	17	11	14	22	16	13	15	21	21	21	12	11	8	10	14	13	13	18	
15	14	11	10	12	14	11	12	8	14	17	16	9	8	12	11	8	8	9	10	15	6	4	6	11	11	
16	18	20	16	13	17	25	31	29	20	10	10	19	18	24	46	33	26	14	12	13	14	11	15	20	20	
17	23	18	12	8	9	10	16	14	12	12	10	10	10	10	14	26	30	34	38	33	30	25	23	33	19	
18	32	37	43	72	61	39	39	45	14	13	9	14	18	9	13	21	21	22	30	17	15	14	21	30	27	
19	32	47	62	52	44	31	27	15	16	14	36	46	10	32	46	75	35	16	14	17	29	84	51	31	36	
20	40	48	34	36	21	44	20	18	12	9	20	11	6	11	18	18	11	11	14	14	7	9	18	15	19	
21	18	12	19	25	19	14	11	11	10	10	15	19	9	9	8	9	9	17	7	10	13	11	17	18	13	
22	16	20	17	35	22	19	24	16	40	46	41	38	41	51	46	43	38	23	58	27	11	15	97	102	37	
23	108	89	130	150	106	62	40	22	34	46	33	16	16	17	19	24	20	30	17	10	8	12	15	11	43	
24	10	18	8	10	33	28	10	14	29	26	14	9	9	10	17	23	29	31	23	14	10	12	12	15	17	
25	18	16	12	18	25	23	25	17	19	24	21	21	20	22	22	20	13	7	11	13	21	16	18	21	18	
26 Q	21	19	9	11	16	16	12	8	9	11	15	16	14	8	11	16	8	8	6	6	5	7	7	7	11	
27 Q	8	7	7	6	5	5	10	15	15	17	8	7	6	7	12	16	16	15	13	16	11	8	11	10	10	
28	11	38	22	26	17	24	27	14	14	9	12	15	13	11	11	6	10	18	26	12	35	26	26	18	11	
29	21	21	21	20	21	13	19	26	21	16	9	19	18	12	25	33	18	14	22	34	12	12	40	15	20	
30	12	8	15	17	19	19	14	6	7	11	13	6	8	10	8	34	48	38	33	39	30	27	19	23	19	
31	18	14	25	18	12	10	14	19	16	14	9	5	5	8	10	9	6	7	7	6	9	8	16	19	12	
MEAN	21	22	23	26	25	21	19	17	18	19	17	16	14	14	19	23	20	17	18	18	15	16	20	21	19	

ASY-D INDEX										NOV 1996										(PROVISIONAL)					nT	
DAY	0	1	2	3	4	5	6	7	8	9	10	11	12	13	14	15	16	17	18	19	20	21	22	23	24	MEAN
01 Q	8	4	7	6	3	6	7	5	9	11	6	5	5	6	8	7	5	8	8	4	3	3	5	4	6	
02 Q	6	6	5	9	10	10	7	7	8	6	5	3	4	4	5	6	4	3	6	6	7	11	11	9	7	
03 Q	6	6	7	11	10	11	8	8	11	8	3	3	4	3	3	5	7	7	4	8	6	5	5	6	6	
04	7	8	12	12	6	10	9	11	15	18	11	12	13	13	19	10	5	12	14	12	4	10	8	4	11	
05	6	9	12	11	6	6	8	9	18	14	6	3	3	5	6	7	6	12	5	6	6	8	6	5	8	
06	8	11	19	24	21	15	8	7	9	18	8	6	10	11	12	10	7	11	12	7	3	5	11	3	11	
07	5	11	12	12	12	17	16	13	5	7	7	5	5	6	8	9	11	9	8	6	7	9	7	5	9	
08	7	7	6	5	9	20	23	14	5	14	16	11	8	5	5	6	4	3	10	14	4	7	8	5	9	
09	8	10	9	12	10	14	15	11	12	19	15	21	19	10	12	15	14	9	10	10	10	6	6	12	12	
10	16	10	9	12	22	25	15	6	4	6	7	4	3	6	11	9	8	11	7	5	6	6	8	7	9	
11	5	8	6	7	12	18	15	6	7	10	8	9	5	5	7	6	8	11	14	13	10	7	4	6	9	
12	6	8	9	11	18	16	12	10	24	5	6	7	6	3	7	7	10	11	9	6	4	8	8	6	9	
13	8	14	16	13	9	9	4	5	4	3	6	15	5	8	8	7	7	15	13	29	35	31	22	24	13	
14	31	13	11	9	12	10	17	19	19	18	28	18	8	5	15	35	23	17	17	10	25	6	7	7	16	
15	10	15	13	8	13	20	16	13	12	6	29	16	12	33	26	11	27	24	18	10	12	6	3	3	15	
16	5	9	8	9	7	13	13	9	7	9	12	6	4	5	4	7	8	12	7	9	8	4	7	8	8	
17	11	16	12	11	8	6	12	18	28	27	18	19	14	10	5	3	7	15	14	17	22	14	12	20	14	
18	10	13	21	24	12	22	25	18	15	11	20	15	15	16	18	12	10	14	12	7	7	5	4	4	14	
19	6	8	16	16	7	14	18	15	6	8	8	5	6	10	16	8	7	15	13	9	6	8	7	13	10	
20	8	9	9	6	8	8	11	7	7	13	16	9	4	3	2	2	4	7	12	16	11	12	6	7	8	
21	23	21	10	8	10	14	6	5	14	20	13	8	5	5	2	3	7	12	10	5	5	8	15	21	10	
22	22	17	12	4	10	17	25	25	13	4	8	13	17	14	5	7	11	10	6	11	16	19	13	6	13	
23 Q	13	15	11	5	8	14	9	6	6	5	7	11	13	11	6	5	4	3	6	8	7	7	12	10	8	
24	9	10	11	10	9	8	13	17	19	12	11	15	18	17	15	15	22	17	10	7	5	10	21	18	13	
25	13	17	9	9	14	16	11	9	10	9	9	11	13	13	4	3	4	5	4	6	11	8	6	11	9	
26	17	20	16	11	17	21	13	8	10	4	6	11	20	24	20	17	12	16	12	11	7	3	4	5	13	
27	19	16	13	20	18	16	10	17	19	17	16	11	4	3	3	3	5	12	14	10	10	8	7	10	12	
28	19	16	11	9	6	11	7	3	3	3	14	14	12	12	11	15	17	14	14	9	10	8	6	9	11	
29	12	12	8	7	6	4	3	3	6	4	3	9	20	24	18	19	29	29	21	13	13	12	7	12	12	
30 Q	15	13	8	10	14	16	11	4	9	13	12	9	5	3	2	3	4	7	6	6	6	5	8	10	8	
MEAN	11	12	11	11	11	14	12	10	11	11	11	10	9	10	9	9	10	12	11	10	9	9	9	9	10	

ASY-H INDEX										NOV 1996										(PROVISIONAL)					nT	
DAY	0	1	2	3	4	5	6	7	8	9	10	11	12	13	14	15	16	17	18	19	20	21	22	23	24	MEAN
01 Q	15	13	11	13	16	19	24	22	14	15	15	15	19	24	29	28	20	16	12	10	12	14	13	14	17	
02 Q	11	9	8	10	10	11	15	18	17	15	13	14	14	17	22	15	11	14	12	10	11	11	10	8	13	
03 Q	6	5	6	7	6	5	7	10	12	12	11	10	6	6	6	7	11	14	16	14	11	9	9	10	9	
04	15	17	13	9	6	9	11	9	19	41	42	28	21	25	26	19	18	18	22	20	15	13	11	9	18	
05	13	14	16	8	10	15	11	12	18	16	12	9	7	7	10	10	10	12	10	9	15	21	22	21	13	
06	18	11	8	25	31	32	28	25	19	24	21	21	19	18	25	26	23	23	20	14	18	23	35	24	22	
07	19	16	17	15	17	22	25	27	18	17	13	16	17	23	23	22	28	27	21	25	26	26	24	22	21	
08	22	21	21	23	19	22	24	24	26	17	14	12	16	23	23	21	15	18	19	21	21	25	26	22	21	
09	22	23	26	18	31	27	20	20	13	16	17	20	26	17	13	9	10	11	41	46	21	21	33	35	22	
10	41	28	27	29	30	31	24	21	18	13	17	15	14	16	26	23	18	25	19	13	13	13	17	21	21	
11	22	22	18	17	16	7	11	19	23	23	20	13	9	10	15	21	19	18	24	15	11	8	10	11	16	
12	10	12	26	18	24	23	22	28	25	19	19	21	31	19	11	11	10	4	5	5	8	14	15	15	16	
13	12	10	8	9	12	18	16	16	18	13	9	20	20	15	14	17	18	20	29	48	55	37	26	23	20	
14	58	8	12	14	20	18	19	17	23	32	57	60	32	28	27	39	31	21	21	16	35	16	15	13	26	
15	12	18	14	22	29	27	24	25	28	29	41	47	45	40	41	20	28	25	23	11	11	11	14	14	25	
16	13	14	18	24	20	18	19	25	31	37	39	34	31	29	20	12	11	7	4	4	11	14	10	12	19	
17	11	11	15	22	22	20	19	23	25	20	33	28	33	31	25	19	14	10	12	42	44	26	21	19	23	
18	14	20	26	44	24	33	32	24	21	21	26	25	32	31	26	20	16	15	11	8	10	11	15	15	22	
19	14	11	18	24	16	15	14	25	21	20	17	14	19	26	30	27	16	8	12	11	10	14	12	13	17	
20	14	15	11	7	9	10	15	13	18	19	22	13	10	15	17	18	19	16	19	18	21	24	17	15	16	
21	22	28	20	16	16	18	16	19	17	14	11	10	15	20	23	21	19	20	12	6	9	13	10	11	16	
22	14	14	17	19	20	15	15	16	15	14	10	12	13	20	21	20	16	13	9	6	7	6	11	13	14	
23 Q	8	7	11	12	12	11	14	18	19	19	18	13	17	24	25	21	17	13	11	14	7	7	8	9	14	
24	10	6	7	18	19	11	14	21	24	24	30	25	32	30	28	28	25	23	15	16	17	20	35	38	21	
25	14	7	6	12	19	25	16	19	21	18	20	19	24	30	25	16	9	8	8	10	14	14	14	12	16	
26	10	11	12	11	12	19	18	14	10	7	6	9	14	27	21	16	12	13	7	6	7	10	13	16	13	
27	36	35	21	20	20	18	14	12	9	13	15	22	29	15	11	11	13	11	11	8	10	9	13	10	16	
28	12	9	10	15	11	12	12	10	10	10	18	26	35	42	30	20	26	19	17	14	13	13	10	8	17	
29	12	13	12	13	13	16	21	21	21	22	23	21	24	35	42	37	42	41	30	21	19	20	19	17	23	
30 Q	16	17	14	19	22	22	23	21	20	18	16	15	22	26	21	15	14	16	18	19	23	21	18	16	19	
MEAN	17	15	15	17	18	18	18	19	19	19	21	20	22	23	22	20	18	17	16	16	17	16	17	16	18	

ASY-D INDEX										DEC 1996										(PROVISIONAL)					nT	
DAY	0	1	2	3	4	5	6	7	8	9	10	11	12	13	14	15	16	17	18	19	20	21	22	23	24	MEAN
01 Q	10	11	14	16	21	23	18	5	14	18	8	5	8	8	5	3	9	4	3	3	4	2	4	4	9	
02	5	9	16	22	16	9	10	15	13	4	5	5	4	4	3	3	4	15	31	17	17	15	9	9	11	
03	13	18	18	16	14	11	9	13	12	10	5	4	6	11	15	12	9	9	4	7	4	12	16	16	11	
04	6	6	8	9	7	9	8	9	11	14	15	9	8	6	11	32	29	28	8	8	5	7	15	10	12	
05 Q	6	7	6	7	4	7	10	9	5	3	2	4	3	5	3	3	4	5	7	5	2	1	2	4	5	
06 Q	4	5	6	5	4	15	25	20	12	7	4	4	3	4	3	2	3	3	2	2	3	3	6	8	6	
07	9	8	7	8	9	32	48	54	32	11	9	6	3	2	5	8	6	4	7	13	9	8	11	14	13	
08	7	7	7	7	7	17	33	44	40	28	15	9	8	8	4	6	7	6	8	6	2	4	5	9	12	
09	8	8	8	6	7	13	14	16	19	19	11	6	4	4	4	5	5	3	5	6	9	8	9	28	9	
10	21	14	14	24	31	33	33	45	34	12	10	27	41	16	6	5	3	13	13	11	7	8	12	15	19	
11	17	32	17	13	11	17	23	29	27	20	18	17	6	7	4	5	5	5	9	11	14	11	11	15	14	
12	12	13	17	11	8	21	38	39	39	27	19	7	4	5	10	17	11	6	10	11	11	4	6	7	15	
13	13	17	12	9	10	14	23	26	26	20	11	7	5	10	12	9	9	17	20	14	10	13	7	4	13	
14	7	9	12	17	20	9	9	17	22	22	11	8	8	8	7	6	7	9	19	22	14	5	8	12	12	
15	16	15	14	10	10	11	12	12	11	6	14	18	14	8	14	12	14	23	43	14	12	26	8	8	14	
16	16	25	12	9	9	16	13	13	8	7	24	9	8	6	5	7	9	11	12	10	8	8	9	12	11	
17	11	13	19	12	11	13	11	11	13	24	26	6	6	5	5	4	9	15	18	18	11	8	10	17	12	
18	16	12	10	9	4	8	12	17	17	13	13	11	8	9	9	10	13	4	6	12	10	6	7	5	10	
19 Q	4	7	11	8	5	11	19	23	17	9	4	5	12	12	5	3	3	5	8	4	4	4	3	5	8	
20 Q	5	6	11	17	15	8	4	10	18	15	13	9	5	3	3	4	4	8	8	4	7	8	4	9	8	
21	8	6	5	6	5	11	22	28	28	27	21	13	6	7	5	5	4	14	13	6	8	6	5	3	11	
22	8	9	5	3	5	7	5	7	9	8	11	8	10	19	29	25	21	26	25	20	16	12	15	26	14	
23	25	27	30	24	17	9	8	9	19	21	23	22	21	19	11	6	6	4	8	11	11	9	9	9	15	
24	8	10	9	6	3	4	13	20	16	8	4	8	10	11	12	10	9	7	7	7	6	3	3	8	8	
25	5	4	5	9	11	10	8	9	15	11	8	12	12	7	8	8	8	9	8	6	9	14	18	12	9	
26	11	18	20	14	10	14	11	3	3	8	13	15	9	5	4	4	3	5	5	3	4	7	5	6	8	
27	11	18	18	13	12	15	8	7	12	16	15	6	2	5	8	7	5	5	7	9	5	3	2	4	9	
28	9	11	12	9	16	22	19	10	8	11	15	10	10	11	12	10	8	5	10	11	6	3	9	6	11	
29	10	15	18	12	6	7	5	8	5	18	24	16	16	12	10	5	6	11	20	22	18	9	10	19	12	
30	27	21	22	18	9	15	12	20	18	19	16	11	12	13	10	8	8	6	6	10	11	6	16	6	13	
31	11	19	21	12	7	10	15	11	6	4	4	7	4	4	4	4	6	10	20	24	16	5	12	10	10	
MEAN	11	13	13	12	10	14	16	18	17	14	12	10	9	8	8	8	8	10	12	10	9	8	9	10	11	

ASY-H INDEX										DEC 1996										(PROVISIONAL)					nT	
DAY	0	1	2	3	4	5	6	7	8	9	10	11	12	13	14	15	16	17	18	19	20	21	22	23	24	MEAN
01 Q	9	9	8	10	10	13	19	18	11	7	12	19	19	13	9	7	10	4	6	8	11	14	19	18	12	
02	11	9	9	16	17	16	16	14	11	10	14	15	16	19	16	9	9	16	38	26	28	27	29	27	17	
03	34	49	31	20	29	21	18	13	11	12	12	10	7	7	11	12	16	17	23	25	25	20	16	15	19	
04	11	16	12	13	16	19	22	13	8	9	11	20	19	13	10	38	46	24	13	12	14	13	20	9	17	
05 Q	10	12	9	13	14	9	5	6	6	9	7	3	3	6	7	5	4	4	5	5	7	11	10	7	7	
06 Q	6	8	9	10	14	16	12	16	21	16	15	16	18	15	9	6	4	4	5	4	4	5	9	12	11	
07	11	10	9	12	18	17	12	24	23	19	14	6	4	6	8	13	14	11	8	11	10	11	12	9	12	
08	8	9	9	8	8	13	17	21	27	32	36	25	17	13	9	10	12	11	10	11	7	7	9	8	14	
09	8	11	12	9	15	17	9	5	4	7	14	8	9	9	14	20	24	17	10	7	7	15	23	79	15	
10	49	28	34	30	32	25	29	41	72	33	32	23	33	33	30	28	24	29	23	18	30	23	22	16	31	
11	19	44	16	11	23	28	20	20	39	29	32	24	16	9	7	8	9	8	19	19	34	25	18	17	21	
12	16	14	15	22	23	23	15	25	29	34	33	23	15	11	11	16	14	11	12	16	20	18	16	9	18	
13	7	7	7	11	23	33	16	13	22	31	34	31	29	23	17	12	15	8	5	11	13	14	11	10	17	
14	9	10	12	14	11	16	15	13	20	30	31	28	23	23	15	8	13	14	31	27	8	11	15	31	18	
15	22	17	16	18	17	12	13	20	18	19	15	16	15	7	8	15	12	21	49	25	11	35	12	8	18	
16	29	32	17	15	16	13	12	10	11	14	21	17	15	10	6	12	13	7	15	11	7	11	13	19	14	
17	13	16	14	13	16	23	28	27	20	14	11	9	11	8	11	16	19	34	11	12	12	11	11	10	15	
18	10	13	15	14	20	23	17	11	12	8	8	11	10	8	9	17	24	16	11	18	14	14	12	16	14	
19 Q	20	18	16	13	11	10	10	17	16	16	22	20	18	18	13	9	10	8	7	8	6	4	4	7	13	
20 Q	10	10	12	18	24	26	21	12	6	13	15	14	15	12	9	8	8	13	13	10	10	10	17	18	13	
21	11	7	8	14	22	17	16	15	12	13	16	17	15	19	24	20	16	14	19	17	17	15	19	18	16	
22	22	23	27	25	28	28	25	20	23	27	21	20	20	19	37	49	43	37	29	26	25	20	27	46	28	
23	28	23	38	37	33	33	32	36	41	45	37	25	24	24	24	20	12	12	14	14	14	12	11	8	25	
24	5	6	7	8	17	26	19	19	30	30	25	22	21	13	8	9	16	15	10	9	9	12	16	15	15	
25	18	14	15	13	15	13	8	11	20	29	36	42	50	24	18	16	16	10	6	6	10	15	17	18	18	
26	15	16	8	5	11	19	15	11	5	5	5	4	8	20	21	19	16	10	6	7	11	14	18	19	12	
27	16	13	13	9	8	23	23	11	14	15	14	13	10	14	17	15	11	9	10	9	9	8	6	5	12	
28	6	8	8	8	7	10	15	18	15	17	24	31	27	19	16	17	9	5	10	7	5	10	14	14	13	
29	12	5	11	13	9	26	19	11	18	20	14	7	5	10	17	22	18	12	7	8	11	15	21	27	14	
30	36	35	33	29	24	23	25	26	19	14	21	19	15	29	32	21	16	10	13	15	13	16	32	17	22	
31	12	11	11	13	13	20	27	31	21	13	10	11	12	14	23	25	21	22	13	15	20	19	21	23	18	
MEAN	16	16	15	15	18	20	18	18	19	19	20	18	17	15	15	16	16	14	15	14	14	15	16	18	16	

